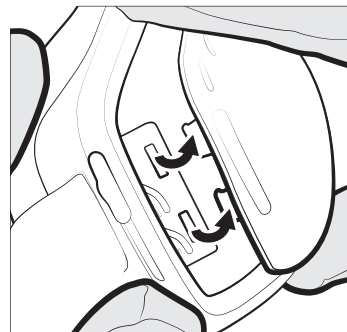
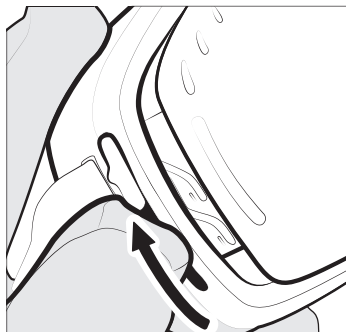
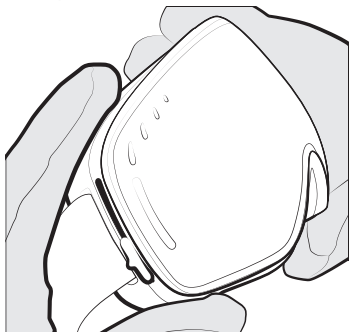


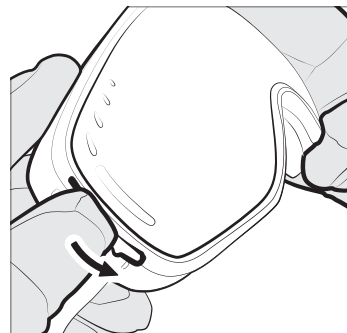
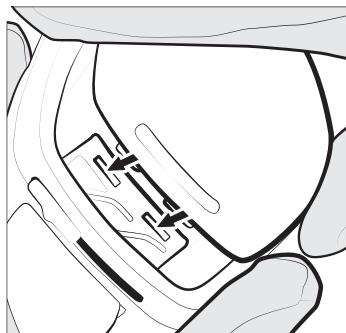
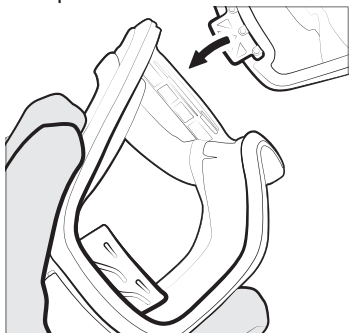


▲ | LENS REMOVAL | BRILLENGLAS HERAUSNEHMEN | EXTRACTION DE L'ÉCRAN



ALWAYS HOLD THE GOGGLE ON THE OUTSIDE OF THE FRAME WITHOUT PINCHING THE NOSE AREA | HALTEN SIE DIE BRILLE IMMER AN DEN AUSSENKANTEN DES RAHMENS FEST, OHNE DEN NASENBEREICH ZUSAMMENZUDRÜCKEN | TOUJOURS PRENDRE LE MASQUE PAR LA PARTIE EXTERNE DE LA MONTURE, SANS COÏNCER LE PONT NASAL

▲ | LENS INSTALLATION | BRILLENGLAS EINSETZEN | MISE EN PLACE DE L'ÉCRAN



THE LENS IS SECURELY LOCKED WHEN THE RED DOT IS FULLY COVERED | DIE SCHEIBE IST FEST EINGERÄSTET SOBALD DER ROTE PUNKT VÖLLSTÄNDIG VERDECKT IST | L'ÉCRAN EST BIEN BLOQUÉ QUAND LE POINT ROUGE N'EST PLUS VISIBLE

WWW.SCOTT-SPORTS.COM
SCOTT SPORTS SA, ROUTE DU CROCHET 17,
1762 GIVISIEZ, SWITZERLAND

DISTRIBUTION USA:
SCOTT USA INC., 651 WEST CRITCHLOW DRIVE,
OGDEN, UT 84404, USA

DISTRIBUTION OTHER COUNTRIES:
SSG (EUROPE) DISTRIBUTION CENTER SA,
RED ZONE CI, RUE DU KIELL 60, 6790 AUBANGE,
BELGIUM