

How to Redeem Your Participant Compensation

We utilize a payment partner, Tremendous, to distribute these rewards. The email you receive will come from rewards@tremendous.com. Please add this email to your trusted list to ensure you receive these emails in the future.

1. Open your email inbox (if you have multiple email addresses, be sure it is the same email address you used to enroll in this study).
2. You may do a search for "Achievement" or "Tremendous". If you cannot locate the reward email, please check your Spam box.
3. The subject line will read "Achievement sent you \$XX".

Note: If you have checked your email and spam boxes and still cannot locate your Tremendous payment email, please reach out to Study Support at study+minds2021@myachievement.com

4. Select 'View Rewards' as shown here:

From: Achievement via Tremendous <rewards@tremendous.com>
Date: Wed, Jul 10, 2019 at 10:01 AM
Subject: Achievement sent you \$10.00

Trouble reading this email? [View in browser](#)



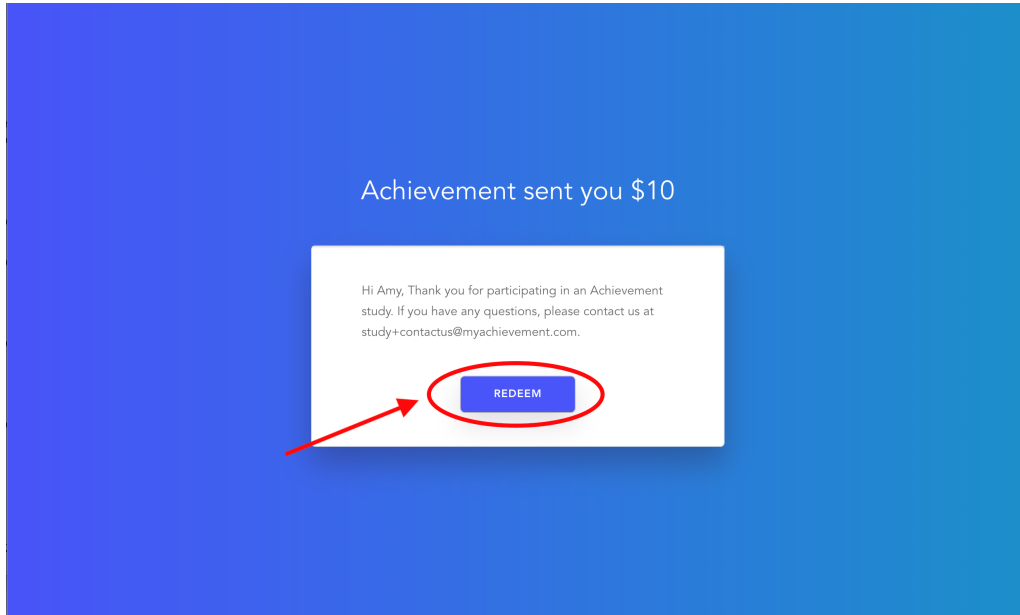
Hi Amy, Thank you for participating in an Achievement study. If you have any questions, please contact us at study+contactus@myachievement.com.

VIEW REWARD

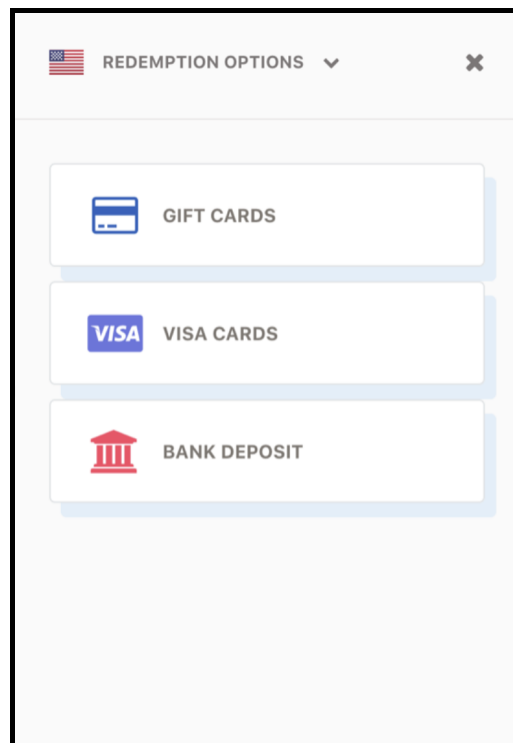
Contact us at help@tremendous.com

Tremendous | 1592 Union St, Ste 502
San Francisco, CA 94123

5. Select 'Redeem'

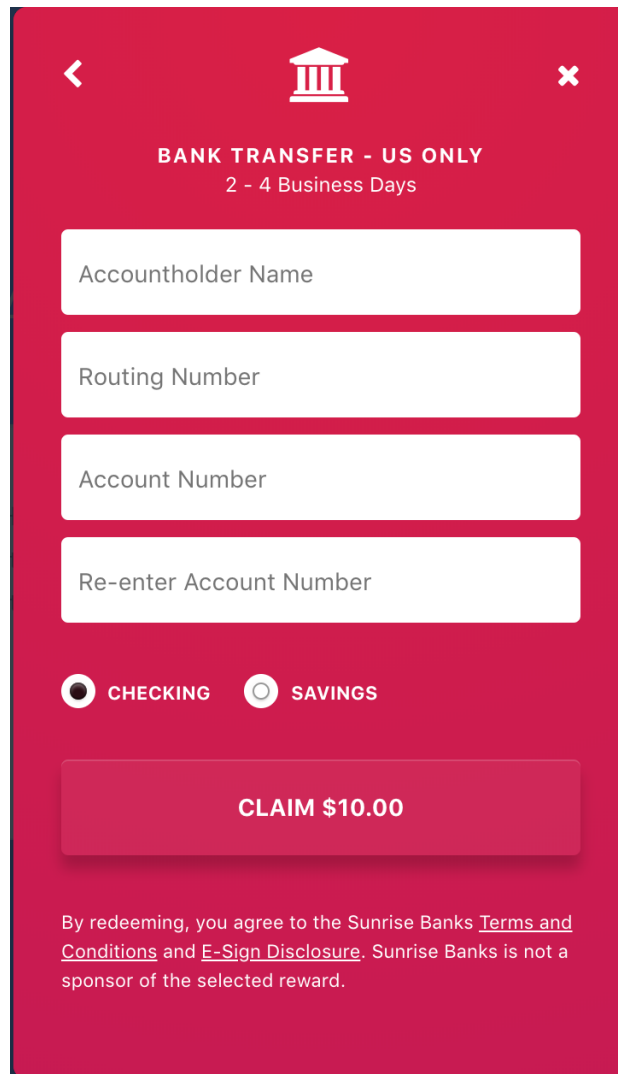


6. Follow the provided directions to select a Gift Card, a Visa Card, or Bank Deposit.




To Receive Compensation via Bank Deposit

1. Select 'Bank Deposit' on the selection screen
2. Complete the form that appears here as directed



<



x

BANK TRANSFER - US ONLY

2 - 4 Business Days

Accountholder Name

Routing Number

Account Number

Re-enter Account Number

CHECKING


SAVINGS

CLAIM \$10.00

By redeeming, you agree to the Sunrise Banks [Terms and Conditions](#) and [E-Sign Disclosure](#). Sunrise Banks is not a sponsor of the selected reward.

To Receive Compensation via eGiftCard

1. Select 'GiftCard' on the selection screen
2. Toggle to select your preferred retailer
3. Complete the form that appears



To Receive Compensation via Visa Cash GiftCard

1. Select 'Visa Cards' on the selection screen
2. Select 'Mailed Plastic Card' or 'Digital Card'
3. Complete the form that appears
4. You can expect a plastic gift card to be mailed to you within 5-7 business days.
This card may be used the same as cash at retailers accepting credit/debit transactions within the United States.

