

MULTI-CARD READER/WRITER USER MANUAL

MODEL 700344/701419



 **MANHATTAN**

MAN-700344/701419-UM0107-05



Thank you for purchasing the MANHATTAN® Multi-Card Reader/Writer, Model 700344 (black) or Model 701419 (beige).

Convert any unused PC bay into a digital content management center that lets you access picture files from memory cards without directly connecting a camera or other media device to the computer. Follow the simple instructions in this user manual and enjoy the benefits of these convenient features:



- Easily access cards and manage content with slot-to-slot read/write/copy capability
- Compatible with CompactFlash, Microdrive, Memory Stick, MagicGate, SecureDigital and Multimedia
- Supports automatic card detection, hot swapping and Plug and Play
- Convenient front-mount USB port
- Data transfer rates up to 480 Mbps
- Lifetime Warranty

HARDWARE INSTALLATION

1. Turn off the power to your PC and remove the two side panels as shown at right.



2. Using the split ("Y") end of the internal cable, make the connections as shown to the Card Reader's circuit board (near right) and the USB pins (far right).




3. Insert the Multi-Card Reader/Writer into the front panel of the PC.



4. Secure the Multi-Card Reader/Writer in place on both sides using the enclosed mounting screws.



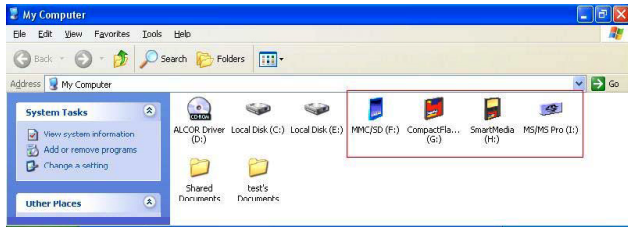
5. Connect the other end of the internal cable to the USB pins on the PC's motherboard. **NOTE:** The white dot inside the red highlight box at right indicates the position of Pin 1.
6. Replace the side panels on the PC.



SOFTWARE INSTALLATION

Windows XP:

1. With the Card Reader connected properly, turn on the PC. **NOTE:** It isn't necessary to install a driver with Windows XP. The system will automatically find the driver.
2. Four removable disk icons will appear on the My Computer screen, indicating that the device is ready for use.



Memory Card Formatting:

SM (SMC) and XD users may need to format their memory card(s) prior to use, indicated by a "write protection" or "read/write error" message. If this is the case, follow the steps below to use the attached program for formatting the memory card.

1. Go to "Start" → "Programs" → "Multimedia Card Reader" → "Memory Card Low Level Format."
2. Select the SMC/XD icon, then click "Low Level Format."
3. When prompted with "Low level format is completed. Please remove the card," click "OK" and remove the memory card.
4. Re-insert the memory card and continue using the Multi-Card Reader/Writer.

SPECIFICATIONS

Standards and Certifications

- Hi-Speed USB 2.0; USB 1.1
- CE, FCC, WEEE

Connections

- External USB 2.0 A-type female
- Internal 4-pin USB connection (Molex)
- Internal 5-pin connection for card reader (Molex)
- CompactFlash Type I / II, CF Elite Pro, CF High Speed, CF Picture, CF PRO I/II, Ultra-X CF*, CF Wa, Extreme CF, Extreme III CF, Ultra II CF, XSXS CF, IBM & Hitachi Microdrive, MagicStor, Memory Stick, Memory Stick Duo*, Memory Stick Extreme III PRO, Memory Stick Extreme PRO, Memory Stick PRO, Memory Stick PRO Duo*, Memory Stick ROM, Memory Stick Select, Memory Stick Ultra II PRO, High Speed Memory Stick PRO, High Speed Memory Stick PRO Duo*, MagicGate, MagicGate Duo*, MagicGate PRO, MagicGate PRO Duo*, High Speed MagicGate PRO, High Speed MagicGate PRO Duo*, SecureDigital (SD), Elite Pro SD, Extreme III SD, Extreme SD*, High Speed miniSD*, High Speed SD, microSD / TransFlash*, miniSD*, miniSDHC*, Pro SD, SDHC, Ultra II SD, Ultra Speed SD, Ultra-X SD, MMC / MMC II, RS-MMC*, DV-RS MMC*, High Speed MMC, MMCmobile*, MMCplus/100x/200x, Ultra RS-MMC*, SmartMedia, SmartMedia ROM & XD/Type M/Type H

* Adapter required

- Compatible with Windows 2000/XP/Vista

General

- LEDs: Power LED, Activity LED
- Transfer rates: 480 Mbps / 12 Mbps / 1.5 Mbps
- Material: plastic

Environmental

- Operating temperature: 0 – 70°C (32 – 158°F)
- Storage temperature: -40 – 70°C (-40 – 158°F)
- Operating humidity: 50% non-condensing
- Storage humidity: 95% non-condensing
- Dimensions: 90 x 102 x 25.8 mm (3.5 x 4 x .7 in.) L x W x H
- Weight: 99.25 g (3.5 oz.)

System Requirements

- Internal USB connection
- Windows 2000/XP/Vista

Package Contents

- Multi-Card Reader/Writer
- Internal cable, 46 cm (18 in.)
- Mounting screws



MANHATTAN® offers a complete line of PC Components, Peripherals, Cables and Accessories. Ask your local computer dealer for more information or visit us online at

www.manhattan-products.com

Copyright © MANHATTAN

All products mentioned are trademarks or registered trademarks of their respective owners.