

Element 2



Professional in-ear earphones






广州市裕达电子有限公司

www.iconproaudio.com

注意事项

 危险	<ul style="list-style-type: none">● 驾驶汽车、骑自行车或马路上行走时，请勿使用耳塞，否则容易导致交通意外。	 禁止
---	---	---

 警告	<ul style="list-style-type: none">● 请勿用力拉扯耳塞线，以免出现断裂现象。	 禁止
	<ul style="list-style-type: none">● 请勿擅自拆开耳塞或更改耳塞内部结构，以防止故障发生。	 禁止
	<ul style="list-style-type: none">● 请将耳塞放在儿童接触不到的安全地方，以防发生危险。	执行

产品清单

- Element 2监听耳塞
- 精美收纳包
- 说明书、保修卡、迷你防伪卡各一份
- 高品质硅胶耳套 4 对



CARRYING CASE



4PAIRS OF
EAPTIPS



SWEAT PROOF



3.5mm PLUG

使用方法

- 耳塞与设备连接时，注意要插到位，以免接触不良使声音断续或无声；
- 为了保护您的听力，请勿长时间使用高音量听音乐，这可能会损坏您的听力；
- 选择音量时记得从小到大调节，让耳朵慢慢适应音量，不要一下就调到大声，这样对耳朵伤害很大。

保养维护

- 用耳塞听音乐时，音量应从小逐步到大，不要突然使音量很大，以免损坏耳塞；
- 耳塞在放置时要避免跌落或碰撞，以免使耳塞的恒磁体去磁，使耳塞的灵敏度降低而影响耳塞音色；
- 耳塞的插头应与插孔的大小直径及长度相称，并且耳塞应尽量插在设备（如调音台、功放、电脑等）提供的耳塞专用插孔上，不要插错，以免损坏耳塞。

产品规格

- 频率响应..... 20Hz-20kHz
- 最大输入功率..... 5mW
- 信噪比:
1K@0dB With IEC..... 93dB
- 失真率: 1K@0dB..... 0.8%
- 灵敏度 (At 1kHz/0.178v) 93dB
- 频响范围..... 20Hz-20kHz
- 失真率:
5% in whole range at 1kHz..... >5%
- 阻抗 at 1kHz..... 16 Ω
- 输出功率..... 3mw
- 净产品重量 21g

iCON

P r o A u d i o



天猫官方旗舰店



天猫店iCONproaudio旗舰店

抖音号



抖音iCON Pro

哔哩哔哩



B站iCONProAudio

微信公众号



微信号iCON-PRO

官方微信500



4006311312, 114.qq.com

中国地区用户

Twitter



www.twitter.com/iCONproaudio

Instagram



www.instagram.com/iCONproaudio

Facebook



www.facebook.com/iCONproaudio

Youtube



www.youtube.com/iCONproaudio

Website



www.iCONproaudio.com

Support



support.iCONproaudio.com



Dashboard






iCONproaudio.com/dashboard/

ELM 2 PD3V100

注意事项

 危险	<ul style="list-style-type: none">● 驾驶汽车、骑自行车或马路上行走时，请勿使用耳塞，否则容易导致交通意外。	 禁止
---	---	---

 警告	<ul style="list-style-type: none">● 请勿用力拉扯耳塞线，以免出现断裂现象。	 禁止
	<ul style="list-style-type: none">● 请勿擅自拆开耳塞或更改耳塞内部结构，以防止故障发生。	 禁止
	<ul style="list-style-type: none">● 请将耳塞放在儿童接触不到的安全地方，以防发生危险。	执行

产品清单

- Element 2监听耳塞
- 精美收纳包
- 说明书、保修卡、迷你防伪卡各一份
- 高品质硅胶耳套 4 对



CARRYING CASE



4PAIRS OF
EAPTIPS



SWEAT PROOF



3.5mm PLUG

使用方法

- 耳塞与设备连接时，注意要插到位，以免接触不良使声音断续或无声；
- 为了保护您的听力，请勿长时间使用高音量听音乐，这可能会损坏您的听力；
- 选择音量时记得从小到大调节，让耳朵慢慢适应音量，不要一下就调到大声，这样对耳朵伤害很大。

保养维护

- 用耳塞听音乐时，音量应从小逐步到大，不要突然使音量很大，以免损坏耳塞；
- 耳塞在放置时要避免跌落或碰撞，以免使耳塞的恒磁体去磁，使耳塞的灵敏度降低而影响耳塞音色；
- 耳塞的插头应与插孔的大小直径及长度相称，并且耳塞应尽量插在设备（如调音台、功放、电脑等）提供的耳塞专用插孔上，不要插错，以免损坏耳塞。

产品规格

- 频率响应..... 20Hz-20kHz
- 最大输入功率..... 10mW
- 信噪比:
1K@0dB With IEC..... 93dB
- 失真率: 1K@0dB..... 0.8%
- 灵敏度 (At 1kHz/0.178v) 93dB
- 频响范围..... 20Hz-20kHz
- 失真率:
5% in whole range at 1kHz..... $\leq 5\%$
- 阻抗 at 1kHz..... $16 \pm 15\Omega$
- 输出功率..... 3mw
- 净产品重量 20g

icon

P r o A u d i o



天猫官方旗舰店



天猫店 iconproaudio旗舰店

抖音号



抖音 KDN 艾符

哔哩哔哩



bilibili CONProAudio
中国地区用户

微信公众号



微信号 icon-pro

官方微信QQ



4006211312.134.qq.com

Twitter



www.twitter.com/iconproaudio

Instagram



www.instagram.com/iconproaudio

Facebook



www.facebook.com/iconproaudio

Youtube



www.youtube.com/iconproaudio

Website



www.iconproaudio.com

Support



support.iconproaudio.com



Dashboard






iconproaudio.com/dashboard/

ELM 2 PD3V100

注意事项

 危险	<ul style="list-style-type: none">● 驾驶汽车、骑自行车或马路上行走时，请勿使用耳塞，否则容易导致交通意外。	 禁止
---	---	---

 警告	<ul style="list-style-type: none">● 请勿用力拉扯耳塞线，以免出现断裂现象。	 禁止
	<ul style="list-style-type: none">● 请勿擅自拆开耳塞或更改耳塞内部结构，以防止故障发生。	 禁止
	<ul style="list-style-type: none">● 请将耳塞放在儿童接触不到的安全地方，以防发生危险。	执行

产品清单

- Element 2监听耳塞
- 精美收纳包
- 说明书、保修卡、迷你防伪卡各一份
- 高品质硅胶耳套 4 对



CARRYING CASE



4PAIRS OF
EAPTIPS



SWEAT PROOF



3.5mm PLUG



使用方法





- 耳塞与设备连接时，注意要插到位，以免接触不良使声音断续或无声；
- 为了保护您的听力，请勿长时间使用高音量听音乐，这可能会损坏您的听力；
- 选择音量时记得从小到大调节，让耳朵慢慢适应音量，不要一下就调到大声，这样对耳朵伤害很大。

保养维护

- 用耳塞听音乐时，音量应从小逐步到大，不要突然使音量很大，以免损坏耳塞；
- 耳塞在放置时要避免跌落或碰撞，以免使耳塞的恒磁体去磁，使耳塞的灵敏度降低而影响耳塞音色；
- 耳塞的插头应与插孔的大小直径及长度相称，并且耳塞应尽量插在设备（如调音台、功放、电脑等）提供的耳塞专用插孔上，不要插错，以免损坏耳塞。

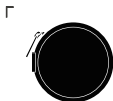
Cautions

 Dangerous	<ul style="list-style-type: none">Do not use the headphone while driving, cycling or walking on the road, this may cause traffic accident.	 Forbidden
--	--	--

 Dangerous	<ul style="list-style-type: none">Do not unplug the headphone's jack by pulling its cable.	 Forbidden
	<ul style="list-style-type: none">Do not attempt to disassemble or modify the internal elements of the headphones.	 Forbidden
	<ul style="list-style-type: none">Keep the headphones away from the children to avoid any accident happen.	

What's in the package?

- Element2 headphones x 1pair
- Different sized silicon ear-tip x 4pairs



CARRYING CASE



4 PAIRS OF EAR-TIPS



3.5mm PLUG



SWEAT PROOF

Notices before using your Element2

- Make sure you have plugged your Element2's 3.5mm phone jack all the way into your device's headphone jack, otherwise breaking sound may occur or no sound output at your Element2 due to bad connection.
- Please avoid long period of usage of the headphone under high output level, otherwise this may damage your hearing ability permanently.
- Please increase your output level gradually when using the headphone to avoid any damages to your hearing ability.

Maintenance

- Increase the output level gradually to avoid sudden high output power and damage the headphones internal elements.
- Please do not drop the headphones heavily or this may damage or reduce the magnetic characteristics of the internal elements and damage the sound quality of the headphones
- Please make sure you plug in the headphone jack only to the HP output jack of your output device

Specifications

Frequency response.....	20Hz - 20KHz
Max. input power.....	10mW
Sensitivity (at 1KHz)	90dB±3
Impedance (at 1KHz)	16ohm±15%
Output power.....	3mW
Cable length	3000mm (9.84ft)
Weight	20g(0.044lb)

Services

If your Element2 needs servicing, follow these instructions.

Check our online Help Center at <http://support.iconproaudio.com/hc/en-us>, for information, knowledge, and downloads such as:

1. FAQ
2. Download
3. Learn More
4. Forum

Very often you will find solutions on these pages. If you don't find a solution, create a support ticket at our online Help Center at the link below, and our technical support team will assist you as soon as we can.

Navigate to <http://support.iconproaudio.com/hc/en-us> and then sign in to submit a ticket.

As soon as you have submitted an inquiry ticket, our support team will assist you to resolve the problem with your ICON ProAudio device as soon as possible.

To send defective products for service:

1. Ensure the problem is not related to operation error or external system devices.
2. Keep this owner's manual. We don't need it to repair the unit.
3. Pack the unit in its original packaging including end card and box. This is very important. If you have lost the packaging, please make sure you have packed the unit properly. ICON is not responsible for any damage that occurs due to non-factory packing.
4. Ship to the ICON tech support center or the local return authorization. See our service centers and distributor service points at the link below:

If you are located in US

Send the product to:

North America

Mixware, LLC – U.S. Distributor
11070 Fleetwood Street – Unit F.

Sun Valley, CA 91352; USA

Tel.: (818) 578 4030

Contact: www.mixware.net/help

If you are located in Hong Kong

Send the product to:

ASIA OFFICE:

Unit F, 15/F., Fu Cheung Centre,
No. 5-7 Wong Chuk Yueng

Street, Fotan,

Sha Tin, N.T., Hong Kong.

If you are located in Europe

Send the product to:

Sound Service

GmbH European

Headquarter Moriz-Seeler-Straße

3D-12489 Berlin

Telephone: +49 (0)30 707 130-0

Fax: +49 (0)30 707 130-189

E-Mail: info@sound-service.eu

5. For additional update information please visit our website at:
www.iconproaudio.com



www.iconproaudio.com