

# Scan11

Professional Semi In Ear



# Specifications

---

- Earphone Material ..... ABS
- Plug Diameter (Plug Type) ..... 3.5mm
- Cable Length (Headphone Cable Length)... 1.8m
- Connection Method between Left and Right  
Earphone Cavities ..... Wired connection
- Earphone Plug Type ..... Straight plug
- Compatible Platforms ..... IOS/Android/Windows
- Suitable Music Genres ..... Vocals/female vocals/pop style
- Impedance ..... 42Ω
- Sensitivity ..... 102dB/mW (@1kHz)
- Frequency Response ..... 20Hz - 20kHz
- Rated Power ..... 3mW
- Max Power ..... 5mW
- Distortion Rate ..... 1%
- Unit Type ..... Dynamic driver
- Unit Size (Diameter) ..... 14.2mm
- Speaker Units (Number) ..... 1 dynamic driver units
- Product Weight ..... 16g

# Notices before using your Scan11

---

- Make sure you have plugged your Scan11's 3.5mm phone jack all the way into your device's headphone jack, otherwise breaking sound may occur or no sound output at your Scan11 due to bad connection.
- Please avoid long period of usage of the headphone under high output level, otherwise this may damage your hearing ability permanently.
- Please increase your output level gradually when using the headphone to avoid any damages to your hearing ability.



## Maintenance





---

- Increase the output level gradually to avoid sudden high output power and damage the headphones internal elements.
- Please do not drop the headphones heavily or this may damage or reduce the magnetic characteristics of the internal elements and damage the sound quality of the headphones
- Please make sure you plug in the headphone jack only to the HP output jack of your output device

## Cautions

---

 Dangerous	<ul style="list-style-type: none"><li>Do not use the headphone while driving, cycling or walking on the road, this may cause traffic accident.</li></ul>	 Forbidden
--	--	--

 Dangerous	<ul style="list-style-type: none"><li>Do not unplug the headphone's jack by pulling its cable.</li></ul>	 Forbidden
	<ul style="list-style-type: none"><li>Do not attempt to disassemble or modify the internal elements of the headphones.</li></ul>	 Forbidden
	<ul style="list-style-type: none"><li>Keep the headphones away from the children to avoid any accident happen.</li></ul>	

# What's in the package?

---

- Scan11 headphones x 1pair



DUAL DRIVER  
Φ14.2mm



3.5mm PLUG



SWEAT PROOF

# Services

If your Scan11 needs servicing, follow these instructions.

Check our online Help Center at <http://support.iconproaudio.com/hc/en-us>, for information, knowledge, and downloads such as:

1. FAQ
2. Download
3. Product Registration
4. Video Tutorials

Very often you will find solutions on these pages. If you don't find a solution, create a support ticket at our online Help Center at the link below, and our technical support team will assist you as soon as we can.

Navigate to <http://support.iconproaudio.com/hc/en-us> and then sign in to submit a ticket.

Once you have submitted an inquiry ticket, our support team will assist you to resolve the problem with your ICON Pro Audio device as soon as possible.

To send defective products for service:

1. Ensure the problem is not related to operation error or external system devices.
2. Keep this owner's manual. We don't need it to repair the unit.
3. Pack the unit in its original packaging including end card and box. This is very important. If you have lost the packaging, please make sure you have packed the unit properly. ICON is not responsible for any damage that occurs due to non-factory packing.
4. Ship to the ICON tech support center or the local return authorization. See our service centers and distributor service points at the link below:

If you are located in the **United States** please visit our help centre -

<https://support.iconproaudio.com>  
and submit a ticket to the technical support team.

If you are located in **Europe**, please email the support team and wait for a response before sending the product to:

**Sound Service GmbH**  
**European Headquarters**  
**Moriz-Seeler-Straße3 D-12489 Berlin**  
**Telephone: +49 (0)30 707 130-0**  
**Fax: +49 (0)30 707 130-189**  
**E-Mail: [service@sound-service.eu](mailto:service@sound-service.eu)**

If you are located in **Hong Kong** please email the support team and wait for a response before sending the product to:

**ASIA OFFICE:**  
**Unit F, 15/F., Fu Cheung Centre,**  
**No. 5-7 Wong Chuk Yueng**  
**Street, Fotan,**  
**Sha Tin, N.T., Hong Kong.**  
**Tel: (852) 2398 2286**  
**Fax: (852) 2789 3947**  
**Email: [info.asia@icon-global.com](mailto:info.asia@icon-global.com)**

5. For additional update information please visit our website at: [www.iconproaudio.com](http://www.iconproaudio.com)

**i**CON  
P r o A u d i o



天猫官方旗舰店



天猫店iconproaudio旗舰店

抖音号



抖音iCON Pro Audio

哔哩哔哩



B站iCON Pro Audio

微信公众号



微信号iCON-PRO

官方微博



4306311322.134@qq.com

中国地区用户

Twitter



[www.twitter.com/iconproaudio](https://www.twitter.com/iconproaudio)

Instagram



[www.instagram.com/iconproaudio](https://www.instagram.com/iconproaudio)

Facebook



[www.facebook.com/iconproaudio](https://www.facebook.com/iconproaudio)

Youtube



[www.youtube.com/iconproaudio](https://www.youtube.com/iconproaudio)

Website



[www.iconproaudio.com](http://www.iconproaudio.com)

Support



[support.iconproaudio.com](http://support.iconproaudio.com)

Dashboard



[iconproaudio.com/dashboard/](http://iconproaudio.com/dashboard/)

[www.iconproaudio.com](http://www.iconproaudio.com)