





AIRMON·4





Wireless Monitoring Earphones



www.iconproaudio.com

Cautions

 Dangerous	<ul style="list-style-type: none">Do not use the headphone while driving, cycling or walking on the road, this may cause traffic accident.	 Forbidden
--	--	--

 Dangerous	<ul style="list-style-type: none">Do not unplug the headphone's jack by pulling its cable.	 Forbidden
	<ul style="list-style-type: none">Do not attempt to disassemble or modify the internal elements of the headphones.	 Forbidden
	<ul style="list-style-type: none">Keep the headphones away from the children to avoid any accident happen.	

Airmon4 transmitter and receiver (Airmon4 earphones) frequency matching method:



Note:The Airmon 4 transmitter must be paired with the Airmon 4 receiver (earphones) for use.

Transmitter and Receiver(earphones) frequency matching method:

- Long press the power button on both the transmitter and receiver (earphones) to turn on the units. The indicator light on the transmitter and receiver will flash slowly.
- To frequency match the receiver (earphones) and transmitter, short press the power button on both units.

At this point, the earphones and transmitter enter pairing mode until the headphone indicator light and transmitter indicator light are constantly on, indicating successful frequency matching.

- Connect the transmitter to the headphone jack of an audio interface/soundcard to achieve wireless earphone monitoring.

1. Press and hold the power switch of both units for 3 secs to turn on the devices. The indicator light will flash slowly on both units.



2. Short press the power button of both units for 1 sec, and the transmitter and receiver (earphones) will automatically enter 'pairing mode'. After the device is successfully paired, the power indicator light will stop flashing on both units and remain on continuously.



The power indicator light turns red when the battery is low.

Specifications

Wireless Frequency: 5.8GHz

Frequency Response: 20Hz-20kHz

Noise Reduction Frequency Width: 100Hz-2kHz

Noise Reduction Depth: -25dB

Sampling Rate: 16Bit/48kHz

SNR: 92dB

Wireless Monitoring Distance: $\leq 10\text{m}$

Dynamic Range: 93dB

Drive Unit: 14.2mm

Receiver Battery Capacity: 650mA

Transmitter Battery Capacity: 1200mA

Services

If your Airmon 4 needs servicing, follow these instructions.

Check our online Help Center at <http://support.iconproaudio.com/hc/en-us> information, knowledge, and downloads such as:

1. FAQ
2. Download
3. Learn More
4. Forum

Very often you will find solutions on these pages. If you don't find a solution, create a support ticket at our online Help Center at the link below, and our technical support team will assist you as soon as we can.

Navigate to <http://support.iconproaudio.com/hc/en-us> and then sign in to submit a ticket.

As soon as you have submitted an inquiry ticket, our support team will assist you to resolve the problem with your ICON ProAudio device as soon as possible.

To send defective products for service:

1. Ensure the problem is not related to operation error or external system devices.
2. Keep this owner's manual. We don't need it to repair the unit.
3. Pack the unit in its original packaging including end card and box. This is very important. If you have lost the packaging, please make sure you have packed the unit properly. ICON is not responsible for any damage that occurs due to non-factory packing.
4. Ship to the ICON tech support center or the local return authorization. See our service centers and distributor service points at the link below:

If you are located in US

Send the product to:

North America

Mixware, LLC – U.S. Distributor

11070 Fleetwood Street – Unit F.

Sun Valley, CA 91352; USA

Tel.: (818) 578 4030

Contact: www.mixware.net/help

If you are located in Europe

Send the product to:

Sound Service

GmbH

European

Headquarter Moriz-Seeler-Straße

3D-12489 Berlin

Telephone: +49 (0)30 707 130-0

Fax: +49 (0)30 707 130-189

E-Mail: info@sound-service.eu

If you are located in Hong Kong

Send the product to:

ASIA OFFICE:

Unit F, 15/F., Fu Cheung Centre,

No. 5-7 Wong Chuk Yueng

Street, Fotan,

Sha Tin, N.T., Hong Kong.

Tel: (852) 2398 2286

Fax: (852) 2789 3947

Email: info.asia@icon-global.com

5. For additional update information please visit our website at:
www.iconproaudio.com



天猫官方旗舰店



天猫店iconproaudio旗舰店

抖音号



抖音iCON 艾音

哔哩哔哩



B站iCONProAudio

微信公众号



微信号iCON-PRO

官方微信QQ



4006311312,114.qq.com

中国地区用户

Twitter



www.twitter.com/iconproaudio

Instagram



www.instagram.com/iconproaudio

Facebook



www.facebook.com/iconproaudio

Youtube



www.youtube.com/iconproaudio

Website



www.iconproaudio.com

Support



support.iconproaudio.com

Dashboard



iconproaudio.com/dashboard/

www.iconproaudio.com