

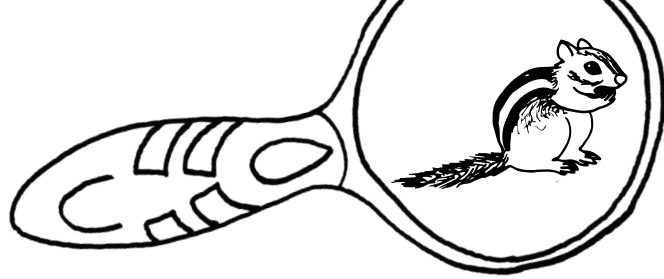


DISCOVERY JOURNAL

The North Woods

Name

Date of Visit



WELCOME, PARK EXPLORER!

This journal is your guide to exploring the North Woods as a **designer**, a **gardener**, and a **naturalist**. By completing the challenges on these pages, you'll discover how designers, gardeners, and naturalists are also **stewards**, or caretakers, of this special place. With millions of visitors each year, it takes a lot of hard work to keep Central Park's landscapes healthy and beautiful.

The Central Park Conservancy is the official steward of Central Park, meaning we take care of the entire Park. But we need your help, too! As you explore North Woods, follow the Park Explorer's Code of Conduct:

✓ STAY ON THE PATH.

Walking off of paths can damage plants and disturb animals.

✓ TAKE PICTURES, NOT SOUVENIRS.

If every visitor took home a flower or leaf, there wouldn't be any left in the Park.

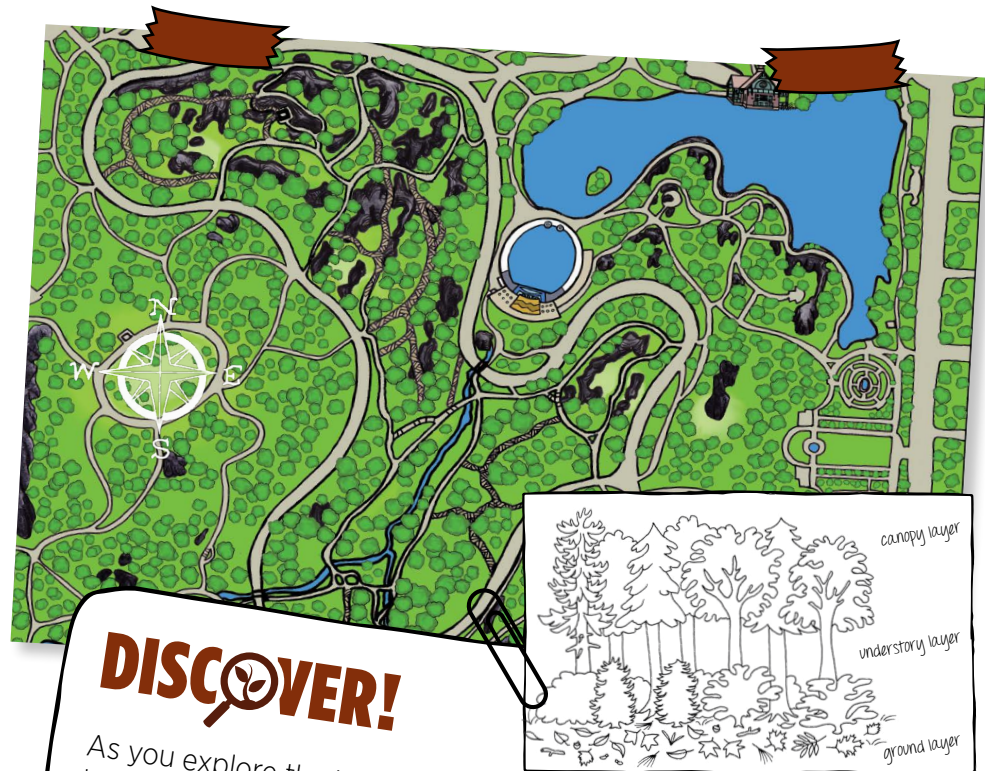
✓ PUT TRASH IN ITS PLACE.

Litter pollutes the Park and can be harmful to animals.

✓ KEEP WILDLIFE WILD.

Human food is for human beings, not animals.

Add one more guideline for Park Explorers to follow, so they can be stewards, too!



DISCOVER!

As you explore the North Woods, pay close attention to what makes each woodland layer different. What do you notice in each?

In the ground layer I notice...

In the understory layer I notice...

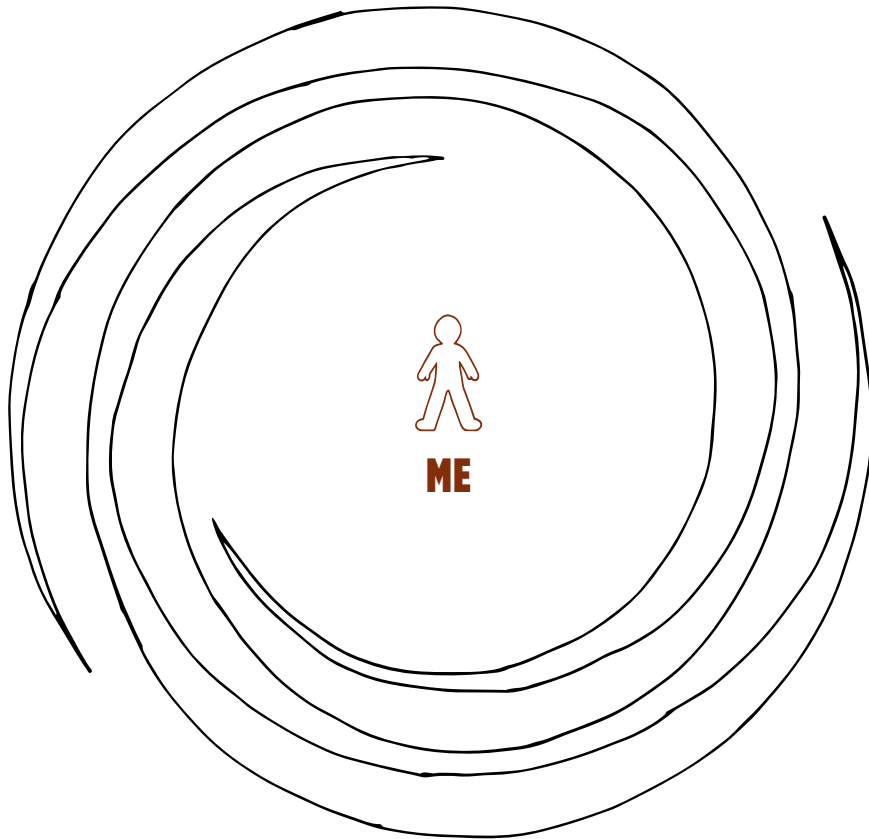
In the canopy layer I notice...

Planning a Wild Garden

Although the North Woods looks natural, it is a carefully planned “wild” garden! **Park designers** built the North Woods so that visitors can experience the unique sights and sounds of the Adirondack forest without leaving the City.

DISCOVER!

Create a sound map of the North Woods! Sit or stand in one spot and carefully listen to the sounds around you. On the map below, draw or describe five sounds you hear and where they are coming from.

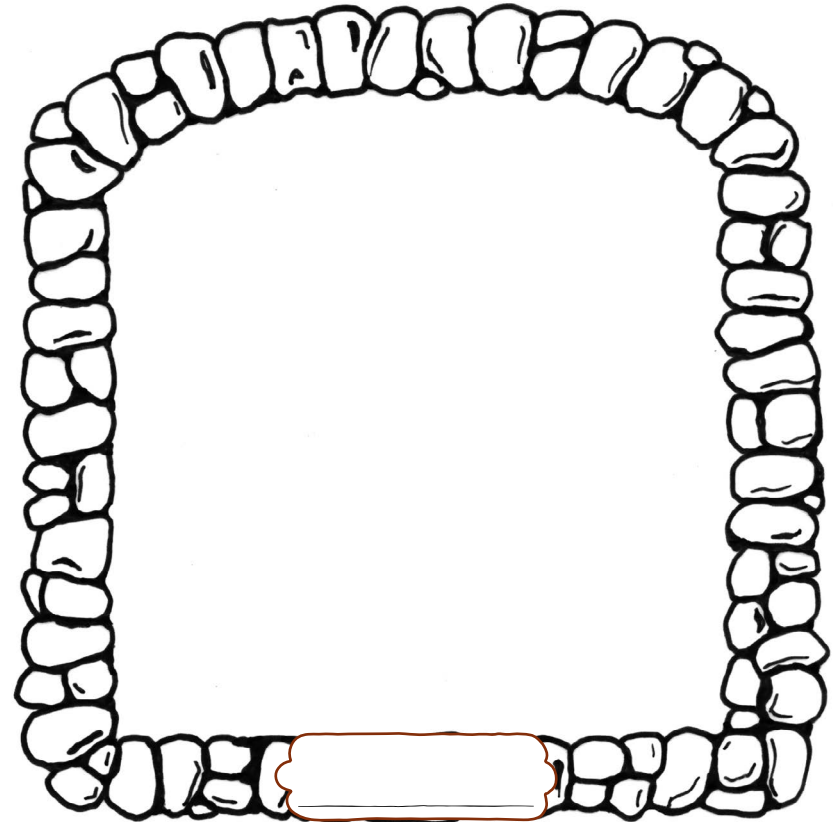


Being in an urban woodland makes me feel...

Designers filled the North Woods with tumbling waterfalls, rocky outcroppings, and many types of trees. Three stone archways act as natural frames for these living woodland pictures. By adding winding paths and wooden bridges, designers made it possible for visitors to walk through these picturesque scenes without harming the landscape.

DISCOVER!

What would you include in your woodland picture? Design it below!



Name your woodland picture!

Who Keeps the North Woods Healthy?


Woodland **gardeners** keep the North Woods healthy for the plants and animals that live there. Here are just some of the things a woodland gardener may do during the day:

Ongoing North Woods Projects

- ✓ Add plants to help keep the soil in place.
- ✓ Remove litter to keep the woodlands beautiful.
- ✓ Remove weeds so that other plants have enough room to grow.
- ✓ Prune, or cut back branches, to keep trees healthy.
- ✓ Leave logs on the ground to create habitat, or home, for wildlife.
- ✓ Teach visitors about the North Woods and its history.

DISCOVER!

The North Woods is one of the only places in Central Park where you can see trees in all stages of life—from tiny seeds to dead logs. Can you find them all?



DISCOVER!

Create a Tree Profile for one North Woods tree.

North Woods Tree Profile

Drawing of entire tree:

Drawing of a leaf:

Drawing of bark:

I think this is a
☐ sapling ☐ mature tree
because I notice...


Not Just for People!

Urban **naturalists** study the plants and animals living in cities. The North Woods is a habitat for many animals that live in New York City for some or all of the year, providing them with food, shelter, space, and water. Naturalists teach others about the importance of places like the North Woods by recording and sharing what they observe.

DISCOVER!

Investigate a fallen log for signs of insect, mammal, and bird life. Record your observations below and remember to replace any leaf litter and logs after you're done!

Ground Layer Study



On the log I notice...

Under the log I notice...

Under the leaf litter I notice...

Animals may leave behind cracked-open seeds, chewed leaves, droppings, feathers or fur, holes in wood, eggs, claw marks on trees, sawdust, or even footprints!

DISCOVER!

Complete the Animal Card for one animal you observe in the North Woods.

The North Woods Animal Card

ANIMAL NAME

Draw your animal here!

LOCATION

☐ Tree ☐ Plant ☐ Log ☐ Leaf ☐ Rock
☐ Path ☐ Other _____

HABITAT

☐ Ground Layer ☐ Understory ☐ Canopy

BEHAVIOR

☐ Eating ☐ Flying ☐ Singing ☐ Resting
☐ Climbing ☐ Walking ☐ Crawling ☐ Drinking
☐ Building ☐ Other _____

INTERESTING OBSERVATION

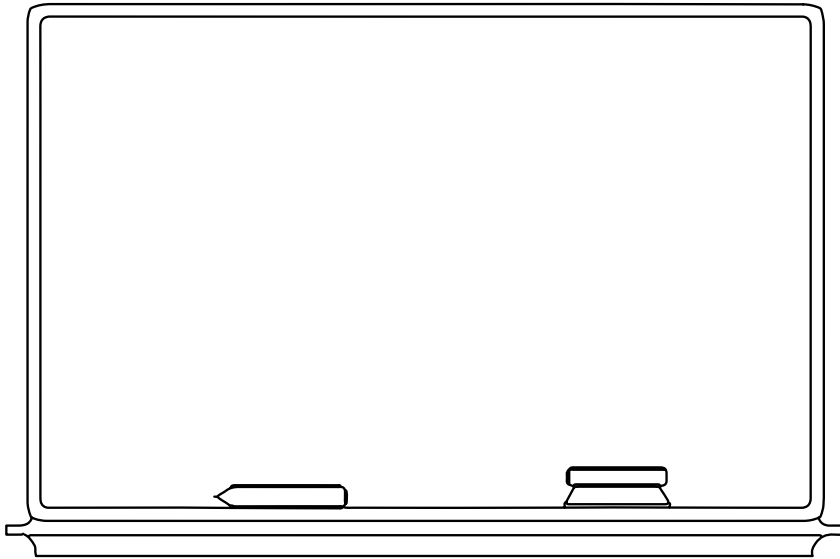
NATURALIST

Healthy Cities Need Healthy Parks!

The North Woods is one of many special places in Central Park where people can enjoy and explore the outdoors. Since urban parks provide so many benefits to people, offering a place to play, relax, and breathe a little easier, people need to be stewards of urban parks—including Central Park!

DISCOVER!


Share your favorite North Woods discovery!



This is...

I'm sharing this because...

Being an urban park steward is important because...



Central Park is MY Park!

You are one of millions of people who visit Central Park every year! With so many visitors, it takes a lot of hard work to keep Central Park's landscapes healthy and beautiful. The Central Park Conservancy is the official steward, or caretaker, of Central Park. By following the Park Explorer's Code of Conduct, you are a Central Park steward, too! Sharing why Central Park is important to you and teaching others about your discoveries is another way to be a **steward**.

STEWARD



DISCOVER!

The North Woods

The Central Park Conservancy offers a variety of Discovery Programs to help children explore Central Park and develop skills for inquiry, all in the world's greatest outdoor classroom.

Learn more: centralparknyc.org/discovery