

SEA EXPLORERS MARINE CAMP.COM



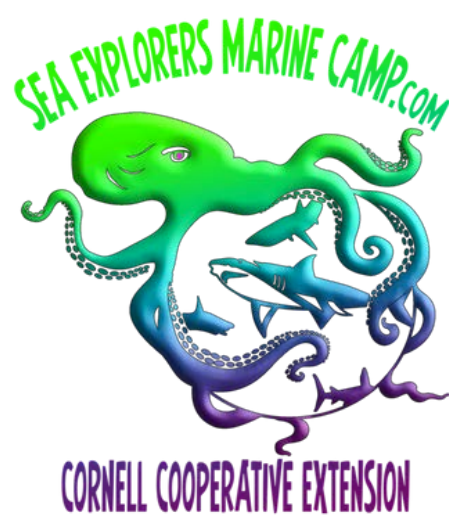
Parent Handbook

CORNELL COOPERATIVE EXTENSION



Visit our new Sea Explorers Swag shop!

<https://seaexplorers.itemorder.com/shop/home/>





SEA EXPLORERS PARENT HANDBOOK 2026

Please use this handbook to find important information about Sea Explorers Marine Camp policies, dates, contact, information, and FAQs to make your camper’s experience with us the best it can be!



Inside The Handbook:

Introduction (Contact Information)	3.
Before Camp	3-16
Required Camp Forms Information	4
Directions to Sea Explorers Marine Camp	5
Check-in and Pick-up	5-6
Preparing Your Child	7
FAQs	8-13
Camp Rules	14
Daily Packing List	15
General Camp Itinerary	16-18
During Camp	19
Partnering with Your Child’s Counselors	19
Lost and Found	19
Foul Weather Plans	19
After Camp	19
Questions to Ask Your Camper	20
Stay Connected and Feedback – Voice Your and Your Camper’s Opinions	20



Introduction:

**UPLOAD official Immunizations
from your doctor to the
Registration System
by June 1, 2026**

Contact Information:

Mailing address:

c/o Sea Explorers Marine Camp
Cornell Cooperative Extension PO
Box 21
Babylon, NY 11702


Call Us & Find Us Here:

Cell/text/fax 631.223.4422


SeaExplorersMarineCamp.com

tm353@cornell.edu

(Camp Director, Tracy Marcus)



Before Camp:



Please Note:

Change to our Refund/ Cancellation Policy Regarding Trips:

Due to circumstances pertaining to the novel coronavirus and/or other environmental factors (i.e wildfires 2023) we may not be able to guarantee that camp field trips will be held as scheduled. While we plan to run as scheduled, in the event of field trip cancellations campers and staff will remain at the Sport Fishing Education Center, Cedar Beach Marina in Babylon to continue with a normal camp schedule (9am-2pm). Alternative activities and lessons are planned for times such as these.

A partial refund will be given to reimburse you for the cost of admission and bussing that your camp fee covers, depending on what fees we are able to recover from our vendors.



Frequently Asked Questions

Q: What will group sizes be and how will camp implement contact tracing?

A: The maximum number of campers for each session will be 32. Most of the time we travel/do activities as the entire group. Cohorts (groups) will consist of 7-8 youth and one staff. Cohort campers/staff will travel together to and from activities with the same groups or mini groups from within the cohort for the entire session. Cohorts will remain distanced from one another for all camp-wide activities (nature walks, animals, meals, etc.) If someone were to have symptoms, we would be able to trace every staff person and camper to alert their families.

Q: What will happen if a camper presents flu-like symptoms?

A: The camper will go to the Camp Director's office/nurse station to be seen by the camp medical staff. There the medical staff, wearing personal protective equipment will ask campers questions and take their temperature. If the camper has a temperature over 100.4 or presents any of the symptoms listed as potentially having a flu-like illness, their emergency contact will be called immediately, and the child will need to be picked up as soon as possible.

Q: How will staff be screened to make sure that they are symptom-free?

A: Staff will be asked to conduct symptom screening 2 weeks prior to the start of camp and each day thereafter until 2 weeks after camp ends. Staff adheres to daily attestation procedures required by NYS.

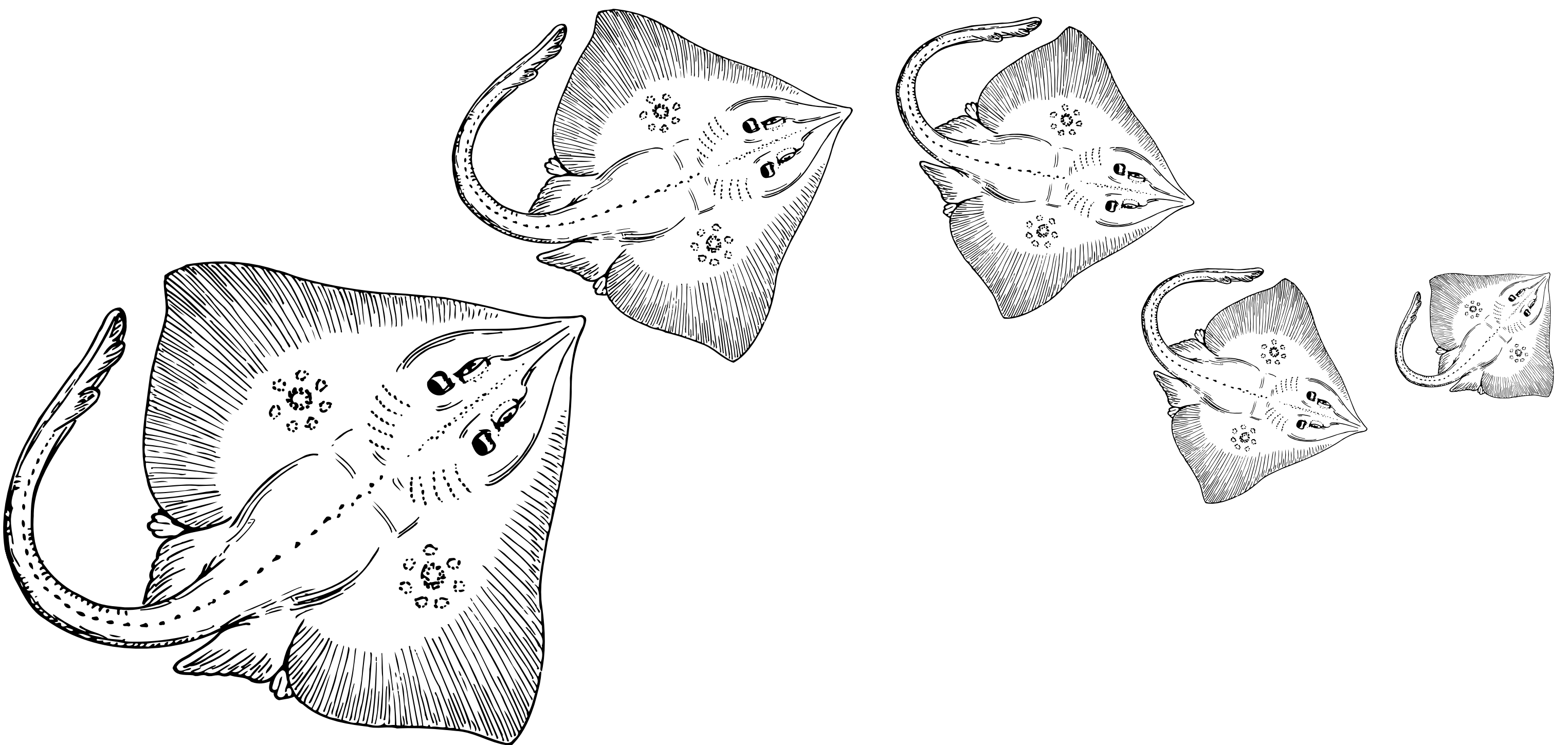
Q: Will campers have fun at camp?


A: The camp experience is about safe, fun, and educational opportunities while making friends in an amazing place! Keeping kids safe remains our first priority. We believe that the cohort camping approach keeps the good and treasured aspects of camp for youth to enjoy in smaller groups. We are committed to creating magical experiences that make great memories for the kids!

Q: What can I do as a parent to prepare my child for camp this summer?


A: We all want camp to be a positive experience! We want the kids to make friends, go on adventures, learn more about themselves, others and their world while having a blast outside! You can help by discussing: how to wear a mask, good hygiene (i.e. proper hand washing), physical distancing, and most importantly not touching their face. We are promoting healthy habits and we appreciate your help. We recommend that you limit travel and contact with others in the 2 weeks prior to your campers start date.

If after reading carefully over these policies and procedures you have additional questions, please feel free to contact our Camp Director, Tracy Marcus, at tm353@cornell.edu.






Required Camp Forms:




The Department of Health requires us to possess a complete health profile on every camper.

Our insurance requires us to possess a signed Acknowledgement of Risk form for every camper. Please be sure to complete all forms in their entirety.

******Registration may be forfeited without refund if IMMUNIZATIONS are not uploaded by June 1, 2026. If you have registered AFTER June 1, please upload forms AS SOON AS**



POSSIBLE.****




REQUIRED CAMP FORMS CHECKLIST:

- UPLOADED - Most Recent Immunizations Record Completed at registration...
- Medical Information - completed at registration
- Camp Policies, Risk Acknowledgement and Agreements
- Additional Camper information

☐☐☐☐

All required camp forms can be downloaded from our website: SeaExplorersMarinecamp.com or in the Document Center

PLEASE NOTE: Camp forms are now completed through the on-line registration system at the time of registration! You must now **UPLOAD your child's most recent immunizations BY JUNE 1, 2065.** Your child will not be allowed to attend camp without the completed required forms. We cannot accept them by fax or email due to security and HIPPA laws, they must be uploaded into your account through the secure system.








Directions To Sea Explorers Marine Camp

Drop-Off and Pick-Up:

Sport Fishing Education Center

Cedar Beach Marina, Ocean Pkwy. Babylon NY, 11702



From the East: Sunrise Hwy. west to Robert Moses Causeway south (Exit 41). You will cross over one very big bridge that goes over Great South Bay; then you will cross over a much smaller drawbridge. Immediately after the draw bridge, make a right onto Ocean Parkway head west (toward Jones Beach).

Approximately 4 miles along Ocean Parkway, look for the green sign on the right side of the road for the Cedar Beach Marina. Pull right off the parkway to the right into Cedar Beach Marina (you will be facing the bay). The SFEC Center is located on the right end of the parking lot in Cedar Beach Marina, opposite from

From the West: Meadowbrook Parkway or Wantagh Parkway South to Ocean Parkway. Head east on Ocean Parkway. About 9 miles past the Jones Beach tower you will see The SFEC on your left (bay side). You will need to pass Cedar Beach and Overlook Beach (Golf Course) and make a U-turn and head west to get to the Center. Look for the green sign on the right side of the road for the Cedar Beach Marina. Pull right off the parkway to the right into Cedar Beach Marina (you will be facing the bay). The SFEC Center is located on the right end of the parking lot in Cedar Beach Marina, opposite from where you drove in.





Captree State Park - FOR DROP-OFF and PICK-UP ...

ONLY - Session 1 Thursday, July 3, 2026

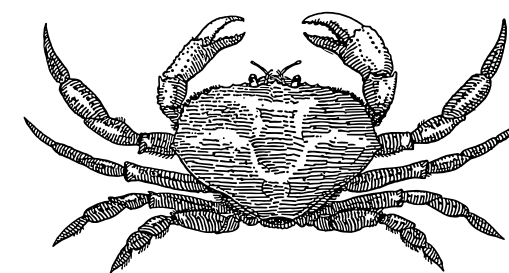
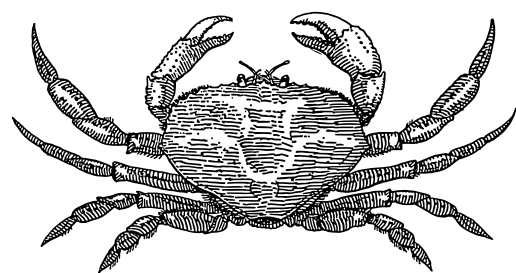
Session 2 Friday, July 10, 2026

Session 6 Friday August 7, 2026 and

Session 7 Thursday, August 13, 2026



Take Robert Moses South to exit for CAPTREE STATE PARK (NOT Captree Island!!!). It will be the next exit AFTER Jones Beach exit... make sure you go over one big bridge and the one little draw bridge. If coming from the west, take Ocean Parkway east all the way to the end! When going through the booth, do not pay... tell them you are dropping off or picking up your camper who is going on the Yankee III. If you are staying for the boat trip, you will have to pay the \$8 parking fee



CHECK-IN/ PICK-UP Information:

Daily DROP-OFF/CHECK-IN:

Promptly at 9AM at the Sport Fishing Education Center located in Cedar Beach MARINA (bay side of Ocean Parkway) Babylon.

Every day it is important that you arrive on time. We must wait for all campers to be present until we can begin our day. We will begin accepting campers for check-in at the front doors at **8:55am** and campers must be accompanied by an adult. Sorry, we do not have before/after care.

If you are **running late**, you must call Camp Director as soon as possible: **631-223-4422**. If you arrive late and have notified the Camp Director, you will have to find the camp groups and bring your child to us...we could be at Cedar Beach or on the Cedar Beach Marina property.

If your child is not coming to camp that day, please call the Camp Director to **alert of absence before 9AM: 631-223-4422**. This is a cell number, so you may call or text!

Daily PICK-UP/SIGN OUT:

PROMPTLY 2PM* (sorry we do NOT have aftercare)

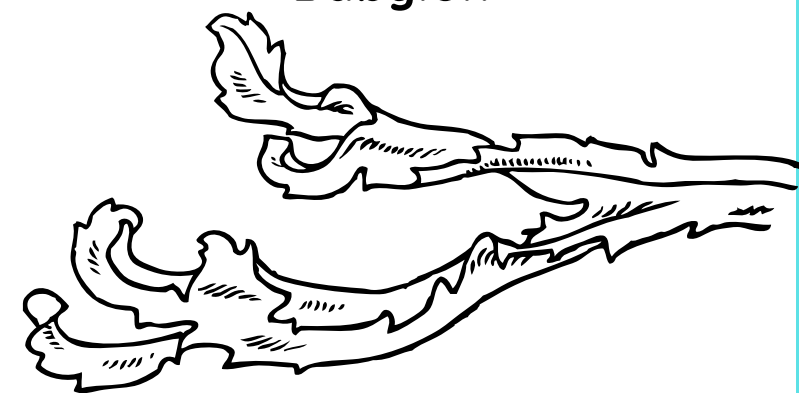
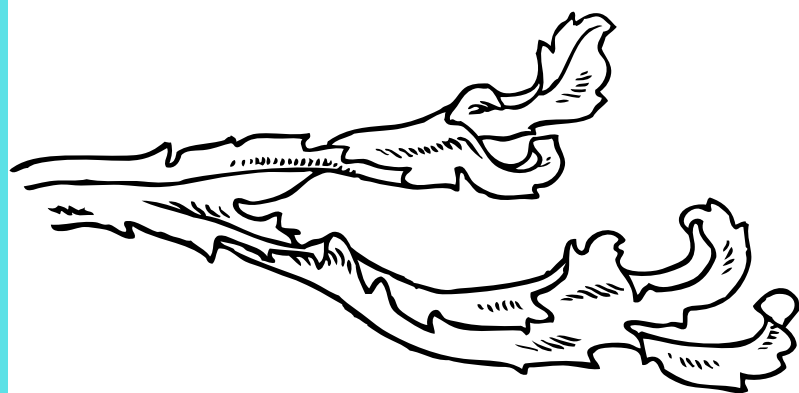
EXCEPT- pick-up will be at **3:00 PM*** for the following session dates ONLY:

- o **Session 3 - Marine Reptile Week** : Wednesday July 15, 2026
- o **Session 4 - Shark Week 1**: Wednesday July 22, 2026
- o **Session 5 - Shark Week 2**: Wednesday July 29, 2026

EVERY DAY YOU MUST SIGN-OUT your child with the Asst. Camp Director or Camp Director. Do not leave without doing so. If a different person is picking up your child, we must have written permission from you.

*If you are more than 15 minutes late to pick-up your child, you will be charged a minimum mandatory late fee (\$50), due to the extension of our camp staff hours.


Being on time to daily drop-off is not only important to daily scheduling, but is considerate of the time it can take out of our camper's and staff's day. Being on time to pick-up is also an important consideration of our staff's time. Be aware that there is often beach traffic times where the drawbridge will add time onto your trip. Please take this into consideration when planning your day for picking -up your camper. We recommend leaving extra time on your first day to camp to ensure you arrive to our location on time. Being early on the first day will allow extra time for any questions you may have before we must depart.

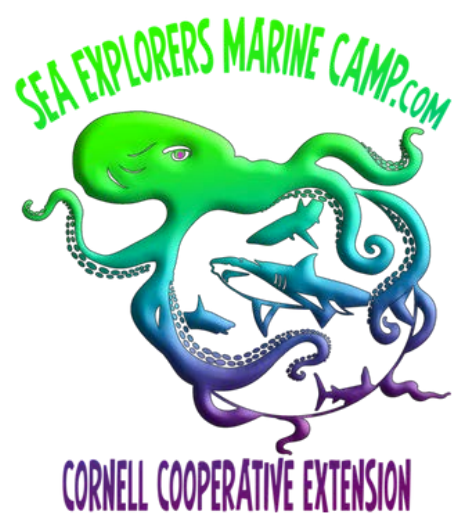


Preparing your Child

Children will most likely miss something about home while at camp, especially on their first day. Homesick feelings are normal and there are many things parents/guardians can do to help prevent strong homesickness and help your child successfully transition to camp. Here's a list of encouraging things to discuss with your child that we have found helpful:

- “Try new things.” Camp has a lot of stuff you can't do at home or school...it's a place to discover a whole new thing you're good at or enjoy.
- “Be patient with yourself.” It may take time getting into a new routine and meeting new people.
- “Help out.” At camp it's typical that your child will be asked to clean-up, set-up, help out, etc. Explain to your child that they're going to be a part of a group. You expect them to cooperate and help out however they can.
- “Ask for help if you have a problem or need something.” Talk to your child about what to do if they have a problem (i.e. someone not being nice, etc.)...talk to their counselor. Even go to the Camp Director.
- “Remember your strengths.” What are you good at? Trying new things? Making friends?
- Doing crafts? Learning new things? Supporting others?
- “Practice being grateful.” There are a lot of people at camp who work very hard to make sure that your child will have a great experience at camp. Remind your child to express gratitude and to treat others as they would like to be treated.






Frequently Asked Questions - Updated Procedures for 2026

Guidance is based on the latest updates from Suffolk County Dept. of Health, Town of Babylon, and CCE Administration and is subject to change throughout the camp season.


What should my child wear to camp every day?



It's inevitable for kids to get dirty at camp. We suggest your child not wear anything you wouldn't want stained. We recommend sending campers with a change of clothing and socks in case they get wet. Everyday a bathing suit should also be worn under the campers clothes, if they bring a change of clothing. Flip-flops are not recommended. Sandals that strap to your child's feet are best...like Teva- style sandals.

Crocs can be hard to run in.

What kind of food and drink should I pack?



Please pack a SNACK and LUNCH in an INSULATED lunch bag. Your child will also need plenty of water. Please pack a large LABELED and INSULATED water bottle. Plastic water bottles can get warm, get misplaced and become unidentifiable. We can refill water bottles throughout the day. Speak to your child about the importance of drinking plenty of water on hot days. Please try not to pack any food items containing nuts as we often get campers with severe nut allergies.

Can my child bring a cell phone?




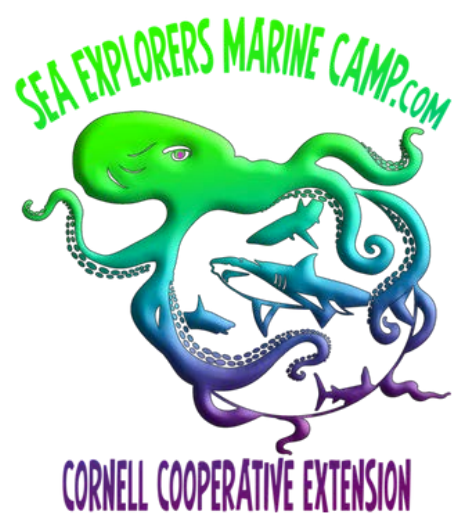
We strongly suggest that campers leave cell phones at home. Cell phones, like many other modern technologies, are expensive possessions that can easily be lost or damaged during camp. Additionally, camp is an exciting opportunity for children to build a sense of independence and we encourage them to focus on their camp experience.

What does my child need on the Yankee III trip?



On the day of our trip, you must arrive at Captree State Park between 9:00 -9:30am and check-in with the Camp director near the Gazebo at the Boat Basin. We will collect the suggested \$5/person (camper and any additional relatives) to be put towards tips for themates. The mates are excellent with the campers and help them bait, untangle lines, and educate campers on the location and fishing techniques. Campers are allowed to bring money for a concession stand on the boat that has chips, candy, and soda. Please pack a lunch, water, and snack and bring a hat and sunscreen. Please have your campers wear sneakers. There is no need for your towel or extra clothes.

You will need to Sign-out your camper before you take them from the dock. This is for all campers, whether or not you are on the trip with them.



Can I come on the Yankee III with my child?

Tickets for adults wishing to attend the fishing trip are available on a first-come, first-serve basis. The cost is \$40/adult. Non-camper Siblings/relatives (\$40/head) must be accompanied by an adult, if they wish to go. Payment to the Camp Director will secure your spot and she will start collecting Monday after sign-in. If you are coming on the trip with us, you will need to pay the vehicle use fee of \$8 to park and make sure to arrive at Captree PROMPTLY no later than 9:30am with your child and any other people coming on the boat. Upon arriving please meet us at the Gazebo where you must sign-in your child. You will need to sign-out your child after the trip is completed. Directions for parents attending the fishing trip will be provided.

What if the Yankee III trip is cancelled due to unsafe weather or marine conditions?



If conditions are deemed unsafe by Yankee III staff, campers will remain at the Sport Fishing Education Center for a day full of interesting programming, activities and crafts. Any additional tickets that were paid for will be refunded.

Do you accommodate special needs?

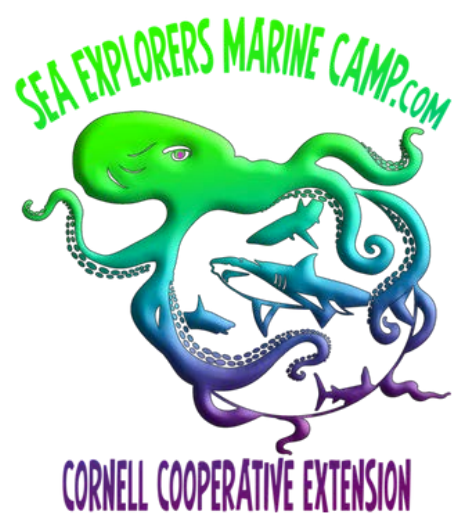
If your child requires any sort of special accommodation (i.e. medication dispensation, physical adaptation, verbal or otherwise), please contact the camp office as soon as possible. We do our best to make accommodations when given a reasonable amount of notice and if the accommodation is within our scope of practice. If your child requires an aide, that is the parent's responsibility to provide. Sometimes that can be provided through your school district. Please contact **Tracy at tm353@cornell.edu or 631-223-4422.**




What kind of child is this camp geared towards?

All types! We try to maintain a good balance of activities throughout the day between crafts, educational programs and more active components such as outdoor games, nature walks, etc. All of our activities are hands-on and interactive to keep children with varied interests and skills engaged as well as excited.

Is there a multi-child discount? No. As a not-for-profit organization we cover camp operation costs by the funds we bring in through camp fees. With the amount of families that send more than one child to camp, we would not be able to continue offering camp at the current price



Are there scholarship spots for families in need?



In the past we have been given generous donations from local entities that are to be used for scholarships for families in need. You will have to contact the Camp Director to inquire. If we have scholarship spots available, you will need to complete an application with us to verify those who are in financial need.

What if my child does not turn 6 until the end of summer?

6

Age requirements are set by the New York State Department of Health who conduct a preseason inspection, as well as impromptu random inspections of our camp. Age requirements are set to protect the children. Inspectors check all paperwork, including immunizations. If we have campers younger than 6, inspectors can shut our camp down.

How do I get on the wait list if a session is full?

Please call or email Tracy at: tm353@cornell.edu or call (631) 223-4422 to be placed on our waitlist. **PREFERRED - add to the waitlist through our registration system.**

I have concerns about beach safety:



While there is a small bay beach on Cedar Beach Marina property that we will use for activities like seining, beach games, scavenger hunts and sampling marine life, Sea Explorers is **NOT a SWIMMING CAMP**. There is also an ocean beach located at Cedar Beach that we will walk over to each day for beach activities, but we will not swim. All campers are treated as Non-swimmers and anytime we are at the beach for an activity, counselors will be on either side of the allowed area for campers and they will be supervised from the beach, as well. All campers are limited to wading which means they are allowed in water no deeper than mid-calf on the shortest camper. We will play games that allow campers to get wet and remain comfortable in hot weather. This is a public beach and there are lifeguards but we assure you that counselors and CITs are always very cautious near the water and campers that do not follow our safety directions on the beachfront will not be allowed to be in the water.


Can a younger child be placed in an older group with a friend or family member and vice versa?

Depending on your opinion of your child's maturity, it is possible to have these age groups merge but only if we are able to accommodate this switch. For an older child to be switched to the 6-8 group, consideration should be made of the possibility of the older child being "bored" with activities and lessons that have been geared towards the younger children

For educational reasons, insurance concerns, and in the interest of all other campers we will NOT place a younger child in the older group.



What are some environmental considerations?



Ticks: On days that we spend at Cedar Beach Marina, campers are led on guided walks through the property. We have not had a problem with ticks in the past, but it is always a possibility. In recent years, ticks have been getting worse! Camp staff does a basic check with campers after our walks. However, we highly suggest doing a thorough scan at home, especially of your child's scalp and covered areas under waistbands, etc.

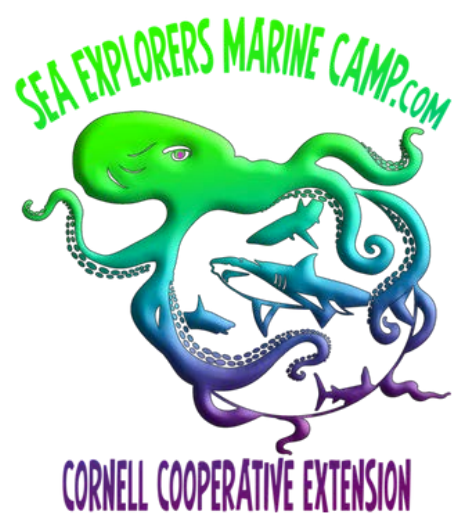
Poison Ivy: Our trails do contain poison ivy. We educate campers prior to our walks so that they are able to identify poison ivy. Our staff does a great job making campers aware of its locations, keeping them at a safe distance.

There is a possibility that campers may come into contact with the oils, accidentally. We recommended that hands are washed with dish soap and cold water after removing and putting on shoes and clothing worn during the nature walk. Ivy Block can also be used (available at Walgreens). It is FDA approved and can be applied before camp or before our walks to repel the oils.

Bug Bites: Please pack bug spray with your child every day. DEET products offer the best protection against mosquito bites, the Centers for Disease Control and Prevention advises. DEET, "does not present a health concern to the general population," the EPA has found. DEET is approved for use on children of any age

Can I make sure that my child is placed in the same group as their friend/relative?

Such requests can be made during the online registration process. If you have any concerns or questions, you may call or email ahead of time. Also, please note that even though your campers may be in separate "groups", there are still plenty of activities that allow both groups to interact throughout the day. We have found that the separation can be a good opportunity for siblings to develop independence from one another and allow them to better develop new friends!



Can we visit/early dismiss our child?

We believe camp provides an opportunity for youth to acquire self-reliance, and confidence through achievement in a new environment.


We ask that parents/guardians refrain from visiting campers during the camp day, unless there is an emergency.

Any person visiting the camp, for any reason, must contact the Camp Director prior. If family plans require you to pick up your child early, contact the Camp Director in advance to make the necessary pick-up arrangements. In our experience, hanging around and staying with your child causes more anxiety than it helps, especially if your camper sees you! Most times, once you get your camper settled in and we get them involved in their day, they are fine and ready to get involved! At pick-up once frightened children usually don't want to leave because they have had so much fun!

Can I contact you if I am worried about how my child is doing?



It is important for the safety of all campers that our phone line remain available for incoming and outgoing calls. For this reason, we ask that you refrain from calling camp unless you need to change his/her pick-up time or there is an emergency (Head/neck/back injury, a call requiring a 911 assistance, or an injury/illness past our first aid certifications) requiring your child's immediate attention. If your child has any issues, we will contact you.

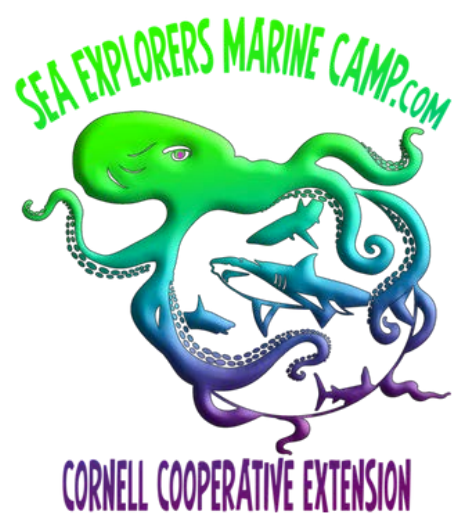
What payment methods can we use?




Payment is made in full during the online registration process.

Discover IS NOT ACCEPTED.





What is the refund policy?



Camp fees are non-refundable, with the following exception:

Medical refund requests must be made by email to:


tm353@cornell.edu and must include a doctor's note within 5 days of the illness that prevented your child from attending camp (less a \$25 processing fee). There will be no pro-rating or reduction of fees based on missed days due to illness.

Consideration for medical refund requests and extenuating circumstances will be reviewed at the discretion of the CCE Marine Program Director. We reserve the right to suspend or remove a child from camp due to dangerous or extremely disruptive behavior. Refunds will not be given wherein this decision is necessary. NO refunds will be given for registrations in the wrong Cornell Marine Camp...


YOU ARE REGISTERING FOR SEA EXPLORERS MARINE CAMP in BABYLON!

SeaAdventures Marine Camp is located in Southold and Sea Stars Marine Camp is located in East Northport.

What is the cancellation policy?



Requests for a non-transferable refund of 50% may be given 30 days prior to your registered camp session. This request must be made by email containing the date and time. All decisions are at the CCE Marine Program director's discretion.



Camp Rules:



We ask that you review the camp rules with your child before coming to camp. We have 3 simple rules to create a healthy and happy community:

- 1. Be Safe**
- 2. Be Respectful**
- 3. Have Fun!!**

Being safe and respectful means different things to different people. Here are some consequences for specific violations of these rules:

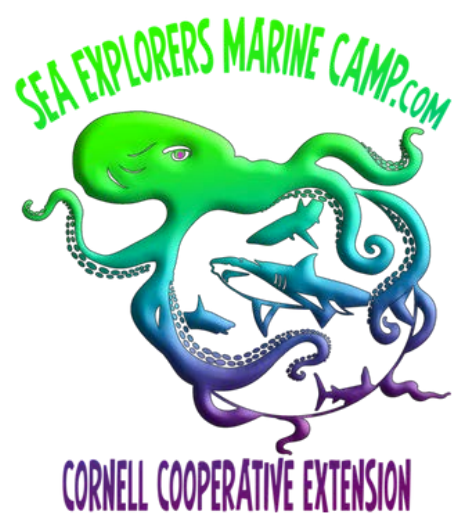
A CAMPER WILL BE ASKED TO LEAVE CAMP FOR THE FOLLOWING:

- Providing false identification, including falsification of camper's age;
- Possession and/or use of cigarettes, cigars and other tobacco products, and controlled substances;
- Possession and/or use of matches, lighters, candles, and other combustibles; Possession and/or consumption of alcoholic beverages;
- Possession and/or use of a dangerous device, including but not limited to: pocket knife, folding knife, slingshot, firearm, paintball gun;
- Leaving camp property; running away; being in restricted camp areas without permission;
- Sexual, racial, religious or any other form of harassment;
- Theft, vandalism; damaging, destroying or defacing personal or camp property; Fighting, bullying, threatening and other forms of violence and aggressive behavior;
- Please leave your pets at home...no animals!


A PARENT/GAURDIAN WILL BE PHONED & CAMPER MAY BE ASKED TO LEAVE CAMP FOR THE FOLLOWING:

- Non-compliant behavior; failure to comply with camp rules and the reasonable direction of camp staff or failure to adjust to camp routines;
- Non-participation (refusing to participate in programs and activities); Disruptive behavior;
- Profanity, obscene gestures, indecent conduct;


In the event that a camper is asked to leave camp, the appropriate staff will notify the parents/guardians immediately. The parent **MUST** provide transportation home for the child. Our goal is to ensure that no camper is injured or adversely affected by the actions of another camper. We will therefore apply camp rules fairly and consistently. Refunds will not be offered to campers who are sent home for violating camp rules.




Daily Packing List:



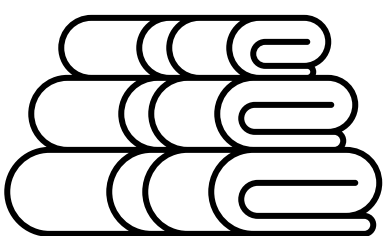
- INSULATED and LABELED water bottle (plastic bottles can be mixed up/lost:

☐


- Snacks and Lunch in an Insalasted Bag (we do not have refrigerators:

☐


- Towel and Bathing Suit:

☐


- Extra Suncrean (Apploed Before camp As well):

☐

- Shoes that can get wet (preferably not flip flops and crocs are difficult to run in):


☐

- Bug Spay (preferably containing DEEY; See FAQ page):

☐

We Recomend That Campers Also Bring:


- Hat and Sunglasses:

☐

- Sneakers and Socks:

☐

- Extra Change of Clothing and a bag to put wet clothes Bathingsuits in:

☐

We Recommend That Campers DO NOT BRING:

Cell Phones

Expensive Items such as Cameras

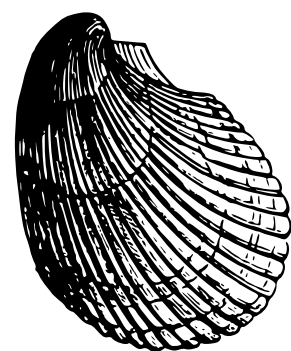
Games

Sentimenttal Valuded items or jewlery or pets/animals


Visit our new Sea Explorers Swag shop!

<https://seaexplorers.itemorder.com/shop/home/>





General Camp Itinerary



We like to keep the topics a surprise! All activities will be based on a different aquatic science/marine biology topic. Campers will be separated into the following age groups: 6-8, 9-14 years old. To view itineraries for specialty weeks, "Shark Week" (Session 4 & Session 5), Marine Reptiles Week (Session 3), "Marine Mammals Week" (Session 6) and "Sea Voyagers Ages 9-14, with Yankee III Voyage" (Session 7), please visit:

SeaExplorersMarineCamp.com.

PLEASE NOTE: Some of the outdoor activities and field trips are weather dependent and therefore the itinerary is subject to change on days when the weather is bad or questionable. General Itinerary - Jr. Sea Explorers and Sea Voyagers Weeks!

Monday- WELCOME!

9:00: Check-in at Sport Fishing Ed Center followed by morning games

9:15-10:00: Introduction to camp staff and general rules and overview

10:00-10:30 Animal of the Day Morning snack 10:30-11:30:

Educational program: 'meet and greet' live local marine animal

11:30-12:00: Lunch

12:00-1:45: Craft / Nature Walk

1:45-2:00: Pack-up and walk as group for pick up at Sport Fishing Ed Center

Tuesday:

9:00: Check-in at Sport Fishing Ed Center 9:15-10: Animal of the Day and Educational program

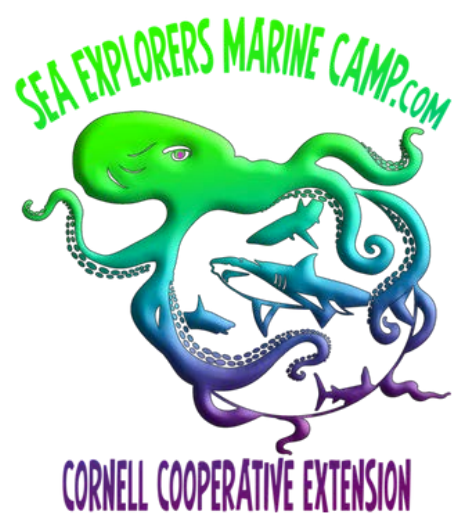
10-10:30: Morning snack, get ready for beach 10:30-12:00 : Beach Activities

12:00-12:30: Lunch

1:00-1:45: Games and Craft

1:45: Pack-up and prepare for pick-up

2:00: Sport Fishing Ed Center for check-out/pick-up procedure



General Camp Itinerary

Wednesday:

9:00: Check-in at Sport Fishing Ed Center

9:15-10:15: Animal of the Day and Educational Program

10:15-10:30: Morning Snack

10:30-11:30: Beach Activities / Nature Walk 11:30-12:00: Lunch

12:00-1:45: outdoor activity and crafts

1:45-2:00: Pack-up and prepare for pick up at Sport Fishing Ed Center

Thursday:

9:00: Check-in at Sport Fishing Ed Center


9:15-10:15: Animal of the Day and Educational Program

10:15-10:30: Morning Snack


10:30-11:30: Beach Activities / Nature Walk 11:30-12:00: Lunch

12:00-1:45: outdoor activity and crafts

1:45-2:00: Pack-up and prepare for pick up at Sport Fishing Ed Center



Friday:



9:00: Check-in at Sport Fishing Ed. Center



9:15-10:15: Animal of the Day and Educational Program

10:15-10:30: Morning Snack

10:30-11:30: Beach Activities / Nature Walk 11:30-12:00: Lunch

12:00-1:45: outdoor activity and crafts

1:45-2:00: Pack-up and prepare for pick up at Sport Fishing Ed Center



Exceptions to General Schedule:

Captree State Park – Drop-off at 9-9:30am and Pick-up at 2:00pm SHARP for Marine Biology Expedition

o Session 1 -Thursday July 3, 2025

o Session 2 – Friday July 11, 2025

o Session 6 – Friday, August 8, 2025

o Session 7 – Thursday August 14, 2025

For the Atlantis trips: Drop-off at 9am Sharp...Pick-up will be at 3:00 PM* at Sport Fishing Ed. Center for the following session dates ONLY (Sea Explorers will provide transportation to and from the Aquarium):

Session 3: Marine Reptile week **WEDNESDAY JULY 15, 2026**

Session 4: Shark week 1 **WEDNESDAY, JULY 22, 2026**

Session 5: Shark week 2, **WEDNESDAY, JULY 29, 2026**


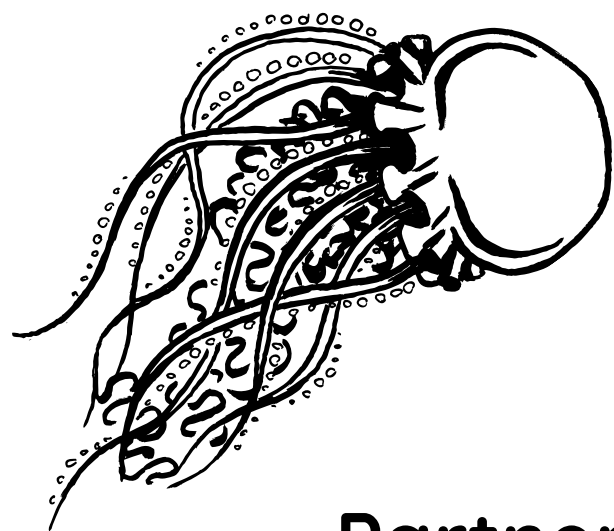
Change to our Refund/ Cancellation Policy Regarding

Aquarium Trips:

Due to circumstances pertaining to the novel coronavirus and other environmental issues (i.e. wildfires/smoke) we may not be able to guarantee that camp field trips will be held as scheduled. While we plan to run as scheduled, in the event of field trip cancellations campers and staff will remain at the Sport Fishing Education Center, Cedar Beach Marina in Babylon to continue with a normal camp schedule (9am- 2pm).

Alternative activities and lessons are planned for times such as these.

o A partial refund will be given to reimburse you for the cost of admission and bussing that your camp fee covers depending what fees the camp is able to recover.



During Camp

Partnering with Your Child's Counselors

Developing a relationship with your camper's counselors can lead to a better camp experience for your child. Not only that, but your child will interact with his or her counselors differently

than you or their teachers, so there's an opportunity to gain insight into your child's personal development. There are 2 simple questions we encourage you to think about and be prepared to discuss with your child's counselors:

1. What are my hopes for my child?
2. What are my fears for my child?

Those two simple questions will give our counselors valuable guidance in how they can support your child. We encourage you to take the time to speak with your child's counselors or the Camp Director. Rest assured, our staff are here to support the development of our unique child.

Lost and Found

Please label your child's items, especially water bottles and towels. If your child does lose something, we keep found items in a central location and try our best to reunite them with their owners throughout the day.

Parents/guardians may look through Lost and Found during on Friday.

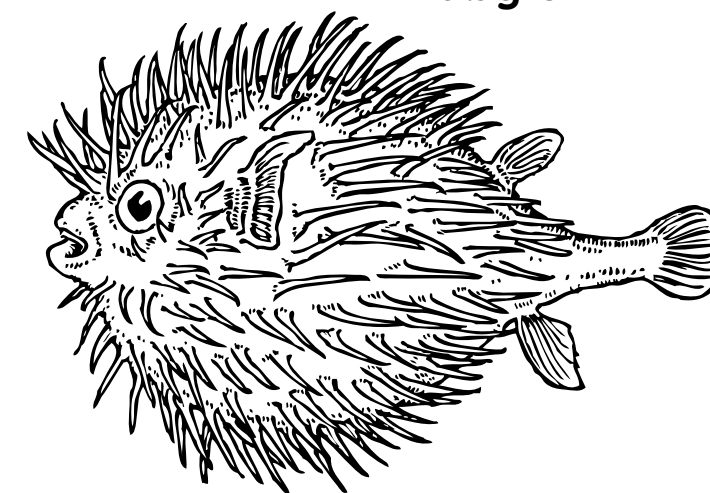



Foul Weather Policy



Camp will be held rain or shine. During thunderstorms or heavy rain, we will move inside the camp building until the storm passes. Indoors we will continue lessons, play games, do crafts and other activities. Beach activities may be cancelled due to heavy rain or bacterial events wherein campers and staff will remain at in the Sport Fishing Ed Center building to continue with a normal camp schedule. Back-up activities and lessons are planned for times such as these.

In case of extreme/ severe weather or events forecasted for the immediate future (hurricanes, tornadoes, etc.) camp will be cancelled and parents will be notified as soon as the decision is made. If a weather event, such as flooding, worsens throughout the day, parents will be asked to pick up their children early before the may prevent safe travel.



After Camp:

Questions to Ask Your Camper:

Asking your child questions about their camp experience can help them to understand the experience better than if they were left alone. We've provided a list of directed questions to support parents' support their children. We hope this will create a discussion that allows families to analyze their camper(s)' experiences.

- What new things have you learned about yourself? Have you learned any skills that you want to continue to develop?
- Was there anything that pushed you outside your comfort zone? Is there anything you would do differently?
- Describe an incident or activity at camp that had a special meaning for you. If you could change one thing about camp, what would it be?
- What is your favorite memory from camp?
- How can experiences at camp be applied to life and school? How did you like the campers and leaders?
- What can you teach me that you learned at camp?
- Finish the sentence, "If I come back to Sea Explorers Marine Camp, I will..."



Stay Connected!



Encourage your camper to write to us or their Sea Explorers Marine Camp friends.

You can also stay in touch through our [Facebook](#) and [Instagram](#) pages!


Feedback- Voice Your and Your Camper's Opinions
We want to know how we're doing!

Please email [Tracy Marcus, Camp Director: tm353@cornell.edu](mailto:tm353@cornell.edu),
with feedback.

Your opinions, suggestions and concerns are valued!

Cornell Cooperative Extension of Suffolk County (CCE Suffolk) provides equal program and employment opportunities.

CCE Suffolk is funded in part through the office of Steve Bellone, County Executive, and the County Legislature.



Sea Explorer Marine Camp Map Key

- 1.***Sport Education Fishing Center**
- 2.TOB Maintenance Building/ Bathrooms
- 3.TOB Booth/Front Gate
- 4.Cedar Beach Marina Beach (seining)
- 5.Cedar Beach Marina Fishing Salt Marsh Pier
- 6.Cedar Beach Marina Boat dock
- 7.***Cedar Beach Tunnel**
- 8.Cedar Beach Salt Shack
- 9.Cedar Beach Bathrooms/Life Guard First Aid Station
10. Life Guard station
- 11.Cedar Beach-oceanside