

# Oneida County Scouting Report

## October 12th, 2023

### Weather: For the week ending on October 8th, 2023

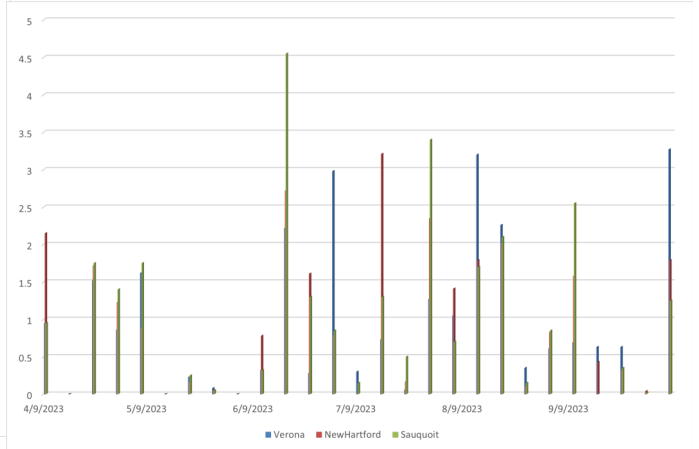
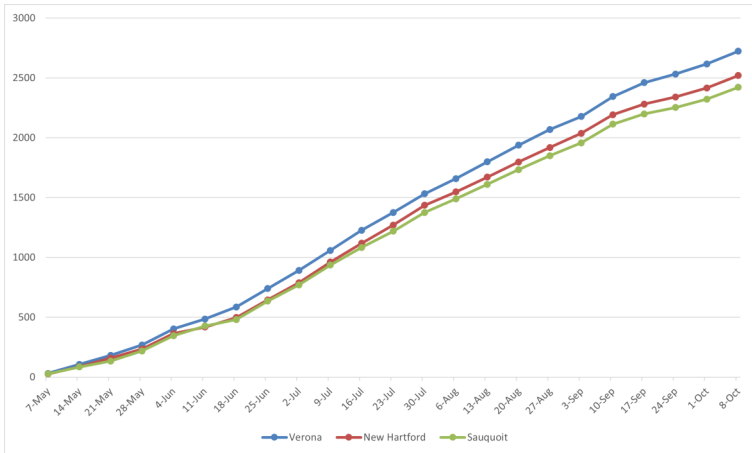
Running total of GDD,s base 50 starting May 1st to October 8th for corn 2555GDD base 86/50

Rainfall total for the month of April was 4.1" with 1/2 in 3 events. 1.69" for the month of May; 5.8" for month of June. 5.8" for the month of July 4.8" for the month of August 6.1" for the week ending October 8th 2.10" [Range 1.25-3.27]

### Cropping activities: Corn silage harvest has started... Check the dry matter in your fields!

GDDs base 50F

Weekly Rainfall (inches)



## Crop Conditions:

### Hay

Most growers have harvested their last cutting of hay at this point and have ample inventory of hay crop silage.

**It is a great time to evaluate hay stands to make decisions on management.** Five alfalfa crowns or more per square foot is sufficient to continue managing the field for alfalfa. That means maintain a pH of 6.5 to 7. For stands that are 3 years into the rotation that means taking a soil sample in the fall and applying potassium if the test verifies a need.

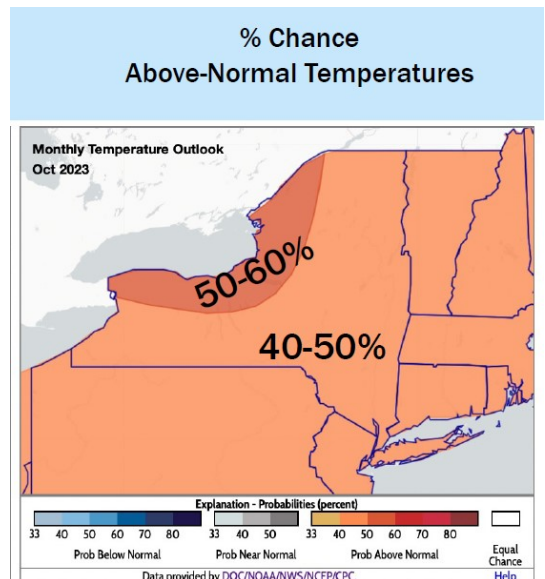
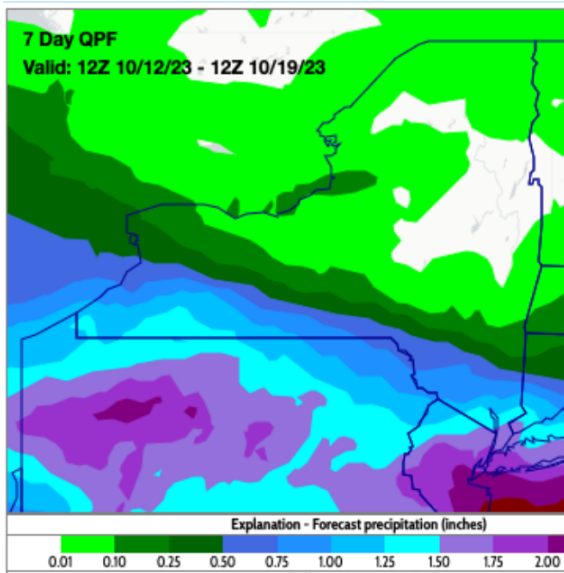
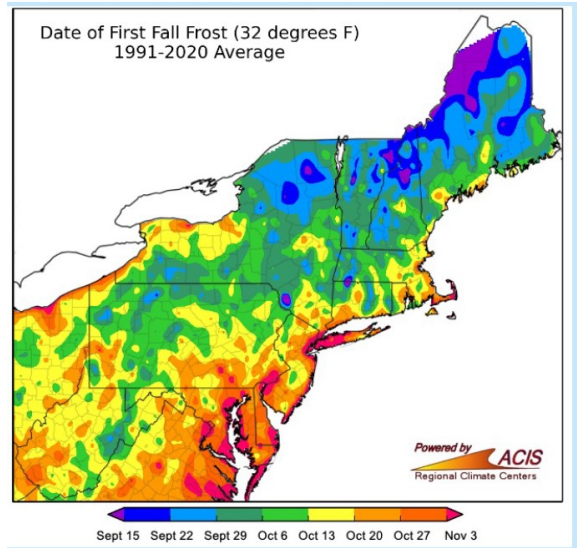
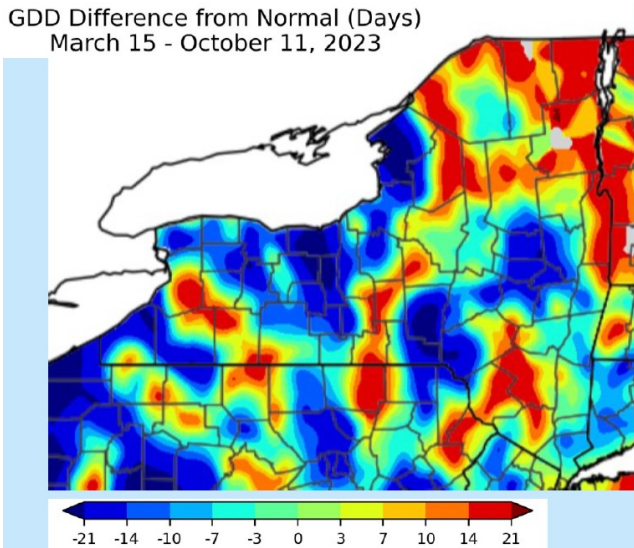
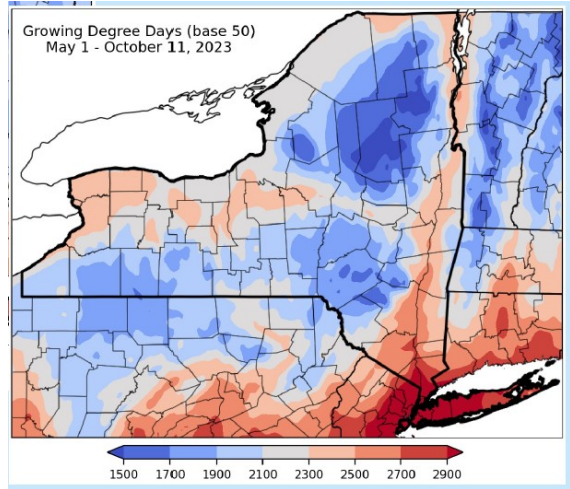
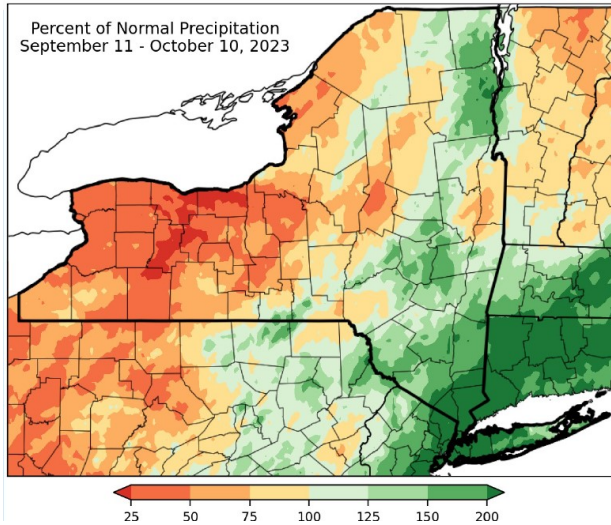
If the crown count is low then you can switch management for grass production the following season planning springtime nitrogen and sulfur applications or that field could go on your list for fall termination with glyphosate and 24D or banvel.

**This is also a great time to obtain soil samples in corn fields that are planned for rotation to alfalfa to check pH and order lime for fall application.**

Remember when buying lime that all of our local lime sources have little or no magnesium which is needed by our crops. Look closely at the soil test results and apply high magnesium lime where it is needed



# Weather



## Soybeans

Soybean harvest has started. One grower estimated 60+ bu/ac on one of his best fields harvested 10/4. A second grower estimated slightly less than 50 bu/ac for 0.8s harvested 10/4.

Very little headway in harvest this week due to weather as well as growers waiting for later maturity groups to dry down enough for harvest. No reports of green stem wrapping yet.



### White mold control

- Recent discussion points to 4 practices growers have used with the most success
  - Rotation of 3 years before replanting a susceptible crop
  - Going to 30" row spacing for later canopy closure and better air movement to help keep leaves dry
  - Reducing seed drop from 180,000 seeds/ac to 140,000 seeds/ac without yield loss— keep leaves dry
  - Choose hybrids with high resistance to white mold

## Corn



- Most corn silage is harvested now 10/12
- Observing black layer in many corn fields this week 10/9
- Growers in western NY are finding some DON in corn— check a few ears and look for pink mold



# Weeds that are in local row crop fields

Horsenettle



Virginia creeper



Lambsquarter



Pokeweed



Curly dock



Redroot Pigweed



Mallow



Milkweed



Burdock





Hemp Dogbane



Field Bindweed



Yellow nutsedge







Soft rush




## **Cornell Project to identify herbicide resistant weeds in NY**




- Please contact us if you have a field of corn or soybeans with one type of weed that escaped control this year
- We are checking these weeds to see if they have produced seed
- If they have seed we will collect it and share with Vipin Kumar, Cornell weed specialist
- He plans to plant these batches of weed seed and apply, grow them out in a greenhouse this winter and apply different groups of herbicides to identify weeds with herbicide resistance

# Poisonous weeds in pastures

Common name	Problem/symptoms	Toxic ingredient – toxicity dosage
Bouncing bet 	Leaves and stem – delayed for several days; depression, vomiting, abdominal pain, diarrhea	Saponin – amount equivalent to 3% (dry wt.) of sheep wt. killed within 4 hr.
Buttercups 	Leaves and stem especially in flower. Dried hay loses toxicity – anorexia, salivation, weakness, convulsions, breathing difficulty, death	Protoanemonin – toxicity reported to vary with species, age, and habitat. Generally 1-3% of body weight necessary.
Cherry, black 	Leaves (wilted leaves are worse), stems, bark and fruit – anxiety, staggering, breathing difficulty, dilated pupils, bloat, death	Cyanogenic glycosides (cyanide, HCN) – Less than 0.25 lb leaves (fresh wt.) can be toxic to 100 lb animal. Leaves from several small to mid sized branches are sufficient to kill an adult animal.
Clover species	Vegetation – Hairballs; Sweet clover: nose bleeding, anemia, abdominal swelling	Coumarin with sweet clover - varies
Fern, bracken 	Entire plant – Dullness, fever, bleeding, loss of appetite, and salivation	Glycoside thiaminase – Cattle fed 50% bracken for 30 to 80 days was toxic. Others report that only 20% of diet for 30-60 days was toxic.
Garlic, wild	All plant parts – tainted milk and meat	Only toxic in large quantities

<p>Hemlock, poison</p> 	<p>All plant parts – nervousness, salivation, vomiting, diarrhea, weakness, paralysis, trembling, dilation of pupils convulsions, and coma, death</p>	<p>Coniine and others (pyridine alkaloids) – 0.5 to 4% (fresh wt.) equivalent of cattle wt. is toxic. In horses, 0.25% of body weight.</p>
<p>Horsenettle</p> 	<p>All plant parts, esp. the berries - salivation, colic, gastrointestinal irritation, diarrhea, muscle tremors, weakness, drowsiness, and depression</p>	<p>Solanine – remains toxic even in dry hay. Also, 12-36 hr. after mowing, plant releases sugars making it more palatable to livestock, if overconsumed it can cause sudden death.</p>

<p>Jimsonweed</p> 	<p>Entire plant (seeds are most toxic – Thirst, mood swings, convulsions, coma, death</p>	<p>Solanaceous alkaloids – 10-14 oz for cattle or 0.06 to 0.09% (dry wt.) equivalent of animal body wt. is toxic. Toxins increase during the daylight.</p>
<p>Locust, black</p> 	<p>Leaves (especially wilted), seeds, and inner bark - Causes weakness, depression, anorexia, vomiting and diarrhea</p>	<p>Phytotoxin robin, glycoside robininm – bark extract and powder in amount equivalent to 0.04 – 0.1% of animal wt. toxic to horses. Cattle 10-times more tolerant.</p>
<p>Milkweeds</p> 	<p>Entire plant – depression, muscle tremors, spasms, bloat, difficult breathing.</p>	<p>Glycosides and galitoxin – 0.3 to 0.6% of body weight.</p>


<p>Mustards</p> 	<p>All parts (especially seeds) – oral and gastrointestinal irritation, shaking, salivation, abdominal pain, vomiting, and diarrhea</p>	<p>Thiocyanates, irritant oils, and nitrates (large quantities generally necessary for toxicity)</p>
<p>Nightshade species</p> 	<p>Vegetation, unripe fruit – loss of appetite, salivation, weakness, trembling, paralysis</p>	<p>Solanine – toxic at 42 mg/kg (LD50). 0.1 to 0.3% of body weight.</p>
<p>Pigweed species</p> 	<p>Foliage (worse in drought) – kidney disease, weakness, edema, rapid respiration</p>	<p>Nitrates nitrate oxalates, unknown – 0.5 to 1% of diet. Sheep, hogs, and young calves most susceptible.</p>
<p>Pokeweed, common</p> 	<p>Entire plant, especially roots - gastrointestinal cramps, weakened pulse, respiration, salivation</p>	<p>Phytolactinm – 10 or more berries can result in toxicity to humans. Unknown for livestock, but perhaps 100-200 berries/1000 lb.</p>
<p>Snakeroot, white</p> 	<p>Leaves and stem – constipation, loss of appetite, salivation, rapid respiration. Toxin passes through milk (milksickness).</p>	<p>Trophine alkaloid – varies from 1 to 2% of animal body wt. after 2 weeks. Toxin cumulative.</p>
<p>St. Johnswort</p> 	<p>Flowers and leaves – photosensitivity which leads to redness of muzzle, around eyes, and around white hair.</p>	<p>Hypericin - uncertain</p>



# Pasture weed management

**Fall is an excellent time to manage biennial and perennial weeds especially in grass pastures and hayfields.** Biennials such as common burdock, wild carrot, and bull, musk, and plumeless thistles are much easier to kill while they are in the rosette stage of growth and prior to surviving a winter. Once they start growth in the spring, they rapidly develop with the goal of reproducing, and it becomes more difficult to control them. As you have heard many times before, late summer and fall is the best time to control most perennials with a systemic herbicide because herbicides are moved into the root systems allowing better control. In general, the application window runs from early September through October depending on where you are in the state and what weeds you are targeting. Applications to perennial species like horsenettle, smooth groundcherry, and woody species like multiflora rose should be on the early side of this window, while cool-season perennials like Canada thistle, quackgrass, and dandelion can be effectively controlled after several light frosts. With both biennial and perennial species, adequate green leaf tissue must be present, and it should be reasonably healthy to absorb the herbicide. If the weeds are turning yellow or brown, they have already started to go dormant for the season and the herbicide will likely not be absorbed. For grass pastures (check table on next page) from the 2023-24 Penn State Agronomy Guide for specific herbicide performance by weed species information and a current product label for use recommendations and restrictions.

The most common herbicides used to control many of the broadleaf weeds in the fall are 2,4-D and dicamba (Clarity, etc.) for broadleaves. However, other systemic products such as triclopyr (e.g., Crossbow, Candor, Crossroad, Remedy Ultra) or metsulfuron can



be options as well. A combination of these products may be the best solution for a mixture of different perennial weeds. For most perennials including hemp dogbane, horsenettle, common milkweed, pokeweed, hedge bindweed, multiflora rose, poison ivy, and wild blackberry, make applications from September 1 through October 15 or before a hard frost. In general, applications by October 1 may be more effective. In northern areas of Pennsylvania, consider making the application before October 1. An additional two-week application window can exist for Canada thistle and quackgrass, because of their cool-season habit of growth.

# Weed control ratings for pasture

Trade Name (rate/acre)	2,4-D1 (2-3 pt)	2,4-D + dicamba1 (1 qt + 1 pt)	Aim (1-2 oz)	Chaparral (2-3 oz) (PA, VA, WV)	Dicamba (1 pt)	Crossbow1 (2-4 qt)	DuraCor (12 to 20 fl oz/a) (PA, VA, WV)	GrazonNext HL (1.5-2.6 pt) (PA, VA, WV)	Grazon P+D (3-4 pt) (VA, WV)	Metsulfuron 60DF (0.1-0.3 oz)	Milestone (5-7 oz) (PA, VA, WV)	PastureGuard HL (1-1.5 pt)	Remedy Ultra (2-4 pt)	Roundup/glyphosate (1-2 qt) (spot treatment)	Stinger (0.66-1.33 pt)	Surmount (1.5-3 pt) (VA, WV)
Lettuce, wild/prickly	9+	10	9	10	8+	9	L	9	10	9	9+	9	-	9	9	9
Burdock, common	9	10	N	8+	8	9	L	8	9+	7	9	9	9	9	9	8
Teasel	7+	10	8	9	9	8+	L	8+	8+	6	9	-	-	9	9	-
Thistle, bull	9+	10	N	9+	9	9+	L	9	9	6	9	6	7	9	9+	9
Thistle, musk	8+	10	N	9+	9	9+	L	9	9	8	9+	6	7	9	9+	8+
Thistle, plumeless	8+	10	N	9+	9	9+	10	9	9	8	9	6	7	9	9+	8+
Buttercup spp.	8+	9	7	8+	8	10	10	9	10	9	8+	8	8	9	8	8+
Dock spp.	8	10	7	9	8	9	9	9	9	8+	9	8	8	9	7+	9
Dogbane, hemp	6	7	N	N	7	8	-	6	7	N	N	7	7	8	6	8+
Hawkweed spp.	8	9	6	L	7+	9	L	8	6	7	L	-	-	9	8	-
Horsenettle	6	7+	N	9	7	8	9	8+	9	7	9	6	6	8	N	8+
Ironweed, tall	8	9	N	8+	8+	9	L	9	9+	N	8	7	6	9	6	8+
Knapweed, spotted	7	8	N	8+	7	7	L	9	9	6	8+	6	6	9	9	8+
Milkweed, common	6	7	N	N	6	7	-	6	7	N	N	6	6+	7+	N	8+
Nettle, stinging	8	9	6	8	8	9	-	9	9	6	9	9	9	9	7	9
Nightshade, bitter	7	8+	6	-	7	-	-	7	7	-	-	-	-	9	8	-
Plantain spp.	8	10	7	9	8	9	10	7+	9	9	N	9	8	9	N	8+
Pokeweed, common	7	7	N	6	7	9	L	8	7+	N	7+	N	N	8	N	8+
Sowthistle, perennial	7	9	N	8+	8	8	L	9	9+	7	9	8	8	9	8	-
Thistle, Canada	7	7+	N	9+	7	8	9	9	9	7	9	8	6	8	9	7
Honeysuckle spp.	7	7+	N	L	N	8+	-	7	8	10	-	L	-	8	N	L
Rose, multiflora	6	7+	N	8	6	8+	-	-	8+	8+	-	6	8+	8	N	7
Sumac spp.	6	7+	N	-	7	8+	-	L	7	N	-	L	L	8	7	8

# Wheat

Growers are preparing to plant wheat after our hessian fly free date which is September 15th.

## 2022 Red Winter Wheat Summaries - Cornell University

Entry	Grain Yield (kg/h)						Test		Lodg.	Head Date	Preharvest			Winter		FHB			Powd Mild	
	Regional Locations						Weight	Rank			Sprouting	Height	Surv.	Incid.	Sev.	Index				
	Ith-Cald	Ith-Sny	SenCo	LivCo	Mean	Rank											kg/hl	Rank		0-9
1 Erie	6817	5992	3903	7738	6113	18	76.6	9	0.0	5/30	2.6	22	94	95	91	48	44	28	1.5	
2 Pioneer 25R40	6733	5598	4223	8988	6385	6	74.9	23	3.3	5/27	3.1	25	90	95	99	26	26	14	3.0	
3 NY11013-10-15-1312	4985	5563	4002	7412	5491	29	75.9	13	1.0	5/30	0.7	6	99	88	70	33	23	9	2.5	
4 NY12299-1-3-14	5830	5258	4101	7307	5624	27	75.4	21	3.3	5/29	2.6	23	81	93	73	27	19	5	4.0	
5 Liberty 5658	7237	4725	4374	7929	6066	19	76.8	7	1.0	5/26	1.7	15	88	90	99	31	30	21	3.0	
6 NY12300-1-6-07-1436	5807	4967	3560	8130	5616	28	77.5	4	2.3	5/29	3.1	24	86	95	89	35	31	23	5.0	
7 NY12325-1-10-12-1476	6894	5697	4225	8080	6224	12	75.8	15	0.0	5/31	0.9	8	94	100	65	30	19	6	1.5	
8 SW65SR	7081	5770	4415	7724	6248	11	74.7	26	2.3	5/29	1.5	14	85	93	96	27	26	16	2.5	
9 SW51SR	5843	5399	3897	8093	5808	25	75.4	22	4.3	5/28	0.8	7	86	95	80	29	23	8	4.5	
10 Revere 2169	7451	4766	4248	8328	6198	14	74.8	24	2.3	5/28	0.9	9	85	95	98	24	23	11	1.5	
11 Revere 2148	6252	4648	4210	7794	5726	26	75.4	19	6.0	5/27	0.2	2	86	95	94	44	41	27	4.5	
12 NY12325-1-10-18-1477	6589	5864	4250	8118	6205	13	76.6	8	0.0	5/31	1	10	93	100	63	37	23	10	0.0	
13 NY12351-1-14-20-1484	6493	5859	4340	8337	6257	10	75.6	17	1.0	5/29	2.5	21	88	98	85	52	44	29	3.0	
14 OH12-317-57-1413	7476	5680	3715	8466	6334	8	77.6	1	1.0	5/28	0.4	4	93	93	86	22	19	3	1.5	
15 NY12302-2-14-01-1441	5647	6434	3800	7971	5963	23	75.4	20	0.0	6/1	1.7	16	89	98	53	22	12	2	3.5	
16 NYIL04-8445R-1654	6071	5695	4509	8291	6142	16	77.0	6	3.0	5/26	2.4	20	90	98	83	24	20	7	3.0	
17 NY12308-1-18-09-1449	5789	5802	4387	7744	5931	24	75.5	18	0.3	5/30	0.2	3	96	95	86	31	26	17	4.5	
18 NY12302-2-14-08-1442	5861	6152	3940	8013	5992	20	76.0	12	0.0	6/1	2.3	19	94	98	31	13	4	1	4.0	
19 Revere 2266	7064	5966	4711	8172	6478	2	73.3	29	3.3	5/29	3.2	26	84	93	NA	NA	NA	NA	1.0	
20 Revere 2277	7168	6432	4699	7371	6418	4	75.7	16	1.0	5/29	0.6	5	79	100	98	40	39	26	0.5	
21 KWS384	7171	5570	4641	8407	6447	3	75.9	14	2.7	5/27	2	18	88	98	79	24	19	4	1.5	
22 KWS411	6524	5998	4529	7552	6151	15	77.6	2	2.3	5/27	3.5	27	84	98	94	26	24	12	0.5	
23 KWS415	6686	5995	4703	7728	6278	9	73.5	28	3.7	5/30	0.1	1	86	93	96	30	29	19	2.5	
24 16VDH-SRW03-023	7353	5496	4377	8250	6369	7	76.3	11	3.0	5/27	4.5	30	88	95	95	37	35	24	2.0	
25 X11-0357-24-13-5	5636	5206	3150	7536	5382	30	77.5	3	2.3	5/30	1	11	86	95	85	30	26	15	4.0	
26 NY15116-01-06-01-1804	6762	5191	3892	8041	5971	22	74.1	27	3.3	5/26	3.9	28	84	93	99	38	37	25	1.5	
27 Pioneer 25R64	7239	6171	4279	8589	6570	1	72.9	30	4.0	5/30	1.1	12	81	93	89	28	24	13	4.0	
28 Blaze	6606	5716	4087	8097	6127	17	74.7	25	3.7	5/29	4.3	29	90	90	85	36	30	22	0.5	
29 Hilliard	7518	5481	4477	8177	6413	5	76.3	10	2.3	5/28	1.9	17	90	88	96	31	29	20	0.0	
30 VA17W-75	6486	5455	4129	7841	5978	21	77.3	5	3.3	5/26	1.2	13	90	98	95	30	28	18	0.0	
Mean	6569	5618	4192	8008	6097		75.7		2.2	5/28	1.2		88	95	84	31	27		2.4	
CV	7.3	4.4	8.0	5.0																

Seeding Rate (million seeds/acre)					
Soil Condition	Sept. 15	Sept. 25	Oct. 5	Oct. 15	Oct. 25
Good	1.33	1.45	1.57	1.69	1.8
Average	1.45	1.57	1.69	1.8	1.93
Poor	1.57	1.69	1.8	1.93	2.06

To figure out how many pounds per acre, use the following formula.

Seeds per acre / # seeds/lb. = lb./acre **Example: 1,450,000 / 13,000 = 111.5 lb./acre.**

Remember seeds per pound can vary from 9,000 to 16,000 seeds per pound so make sure you know your seed size.

Remember to increase the seeding rate to compensate for the % germination