

Oneida County Scouting Report

October 5th, 2023

Weather: For the week ending on October 1st, 2023

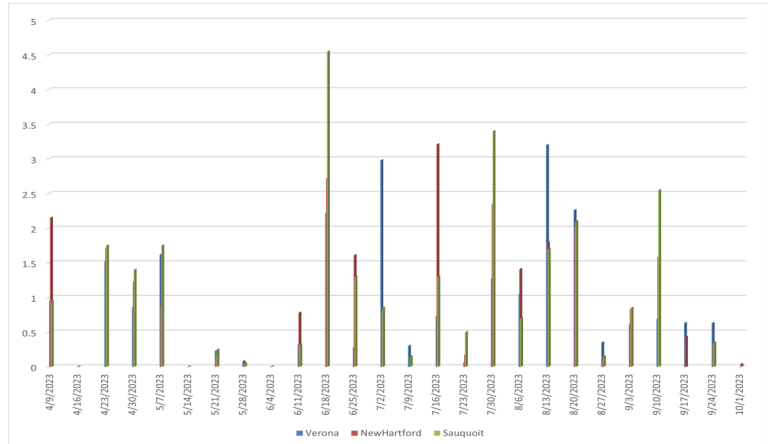
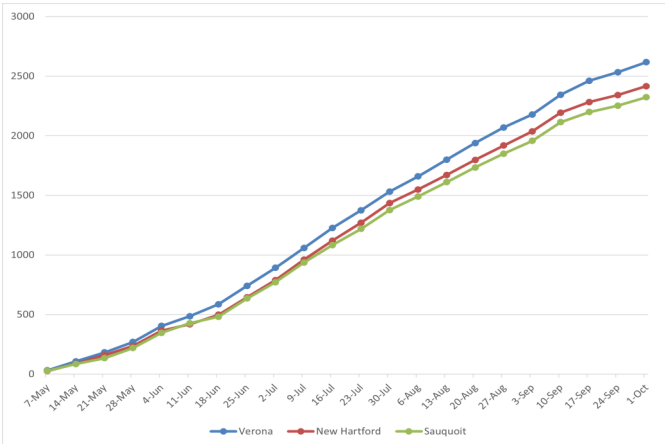
Running total of GDD,s base 50 starting May 1st to October 1st for corn 2452GDD base 86/50

Rainfall total for the month of April was 4.1” with 1/2 in 3 events. 1.69” for the month of May; 5.8” for month of June. 5.8” for the month of July 4.8” for the moth of august 6.1” for the week ending October 1st 0.02”

Cropping activities: Corn silage harvest has started... Check the dry matter in your fields!

GDDs base 50F

Weekly Rainfall (inches)



Crop Conditions:

Hay

Most growers have harvested their last cutting of hay at this point and have ample inventory of hay crop silage.

It is a great time to evaluate hay stands to make decisions on management. Five alfalfa crowns or more per square foot is sufficient to continue managing the field for alfalfa. That means maintain a pH of 6.5 to 7. For stands that are 3 years into the rotation that means taking a soil sample in the fall and applying potassium if the test verifies a need.

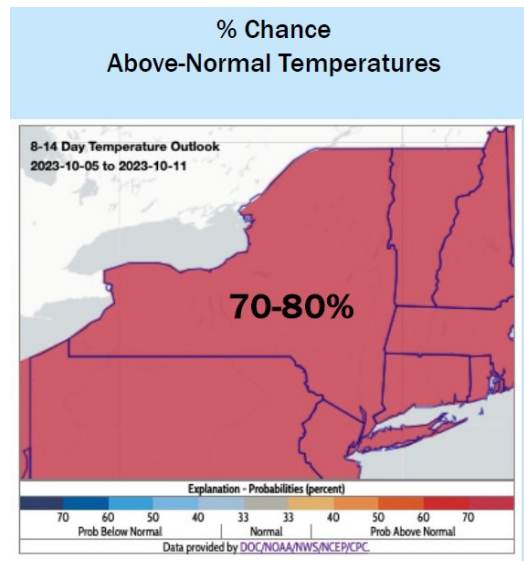
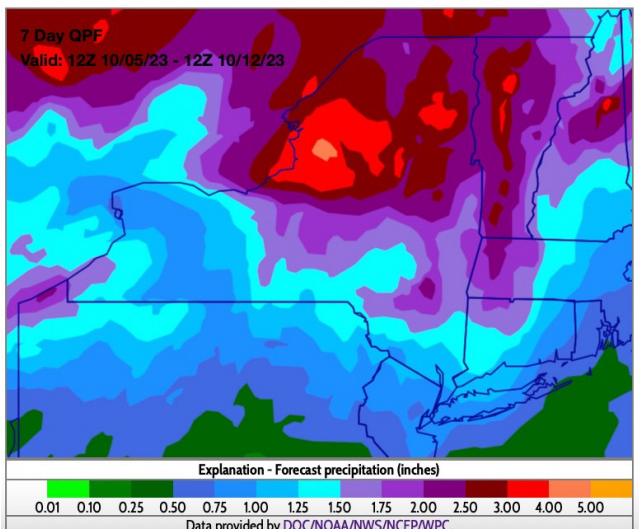
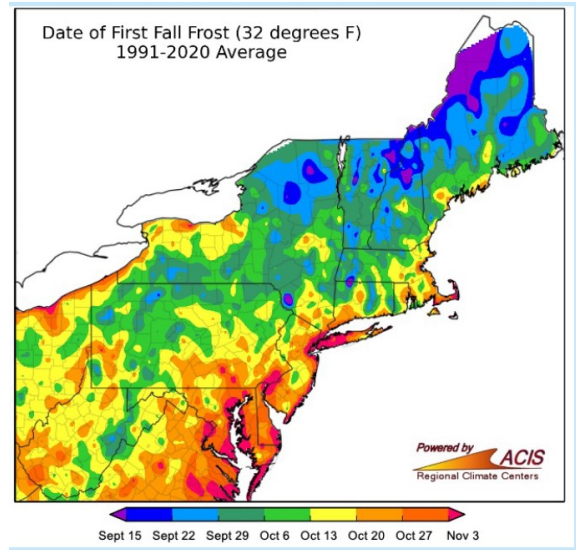
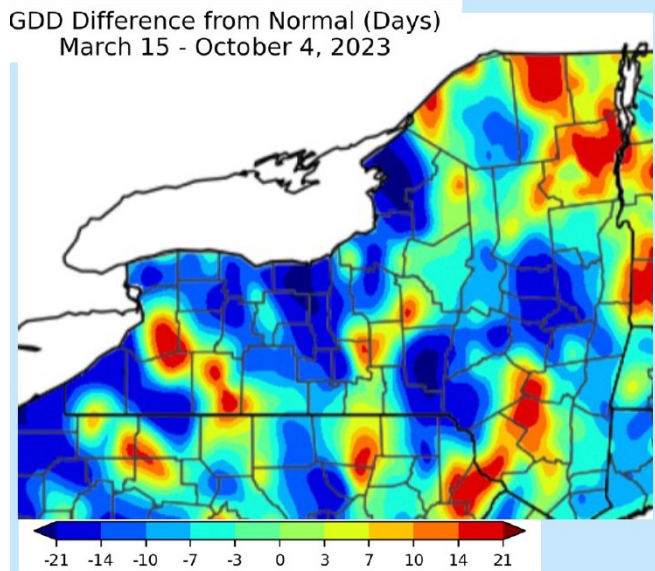
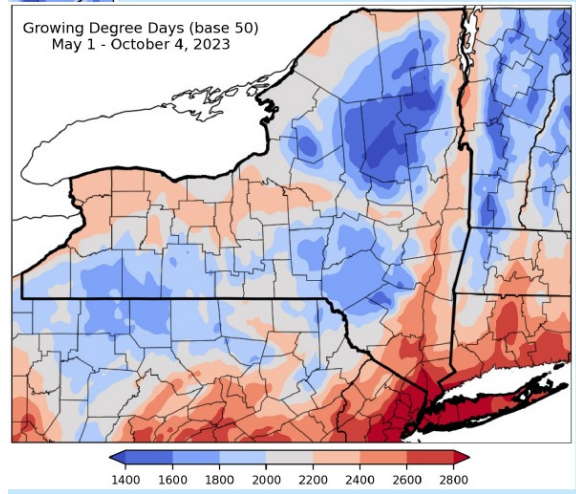
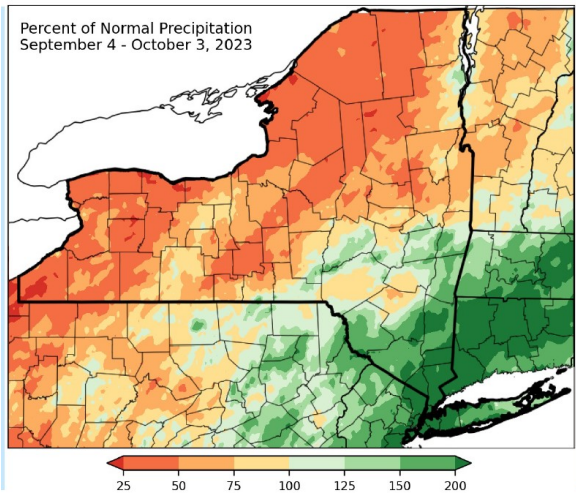
If the crown count is low then you can switch management for grass production the following season planning springtime nitrogen and sulfur applications or that field could go on your list for fall termination with glyphosate and 24D or banvel.

This is also a great time to obtain soil samples in corn fields that are planned for rotation to alfalfa to check pH and order lime for fall application.

Remember when buying lime that all of our local lime sources have little or no magnesium which is needed by our crops. Look closely at the soil test results and apply high magnesium lime where it is needed



Weather



Soybeans

Soybean harvest has started. One grower estimated 60+ bu/ac on one of his best fields harvested 10/4. A second grower estimated slightly less then 50 bu/ac for 0.8s harvested 10/4.

Many more fields that have completely shed their leaves. I expect that many growers are harvesting as many harvestable fields as they can before rain begins on Friday.

The field in the picture to the right is getting close to harvest. It may have been planted a bit earlier than the fields in the pictures below it but probably is an earlier maturity group. Many local growers have moved from the 1.9s and 2.1s to varieties in earlier maturity groups like 1.3s to 1.8s.

Some local growers have also planted soybeans earlier (early May) when possible so that their early maturity beans close canopy early creating more nodes and therefore more pods and beans.

These shifts have helped local growers obtain similar yields in early maturity beans compared to longer season beans with earlier harvest and less risk in harvest losses. Having said that , 2 late frosts this season did impact one early planted field in Rome.

It is a good idea for growers to go to seedsman's trials in our area to see the performance of their varieties in our area.

All of the pictures of the fields to the right were taken on the same day.

Thankyou to the seedsman who take the time to post variety names and maturity groups in fields so that growers can make informed observations. These happen to be Pioneer, you will also see signs from Channel, Asgrow and other companies posted in fields in our area.



- Picture to the left shows black leaves at the top of soybean plants that had white mold
- Picture to the right shows dead leaves at the top of the plant at an earlier stage



Corn



Dented ear almost at black layer with milkline on the kernels almost gone , but not black layered yet 9-25-2023

Longer maturity variety or delayed planting
Ear has no dents, milky sap in kernel
No milkline present
9-19-2023

- **Some growers recently reported having good moisture levels as they harvested corn silage 94-97 day in Verona and 105-110 day in westmoreland**
- Scouting this week I observed longer season hybrids and BMR ears that were dent stage with 3/4 milkline,
- I saw more northern corn leaf spot and northern corn leaf blight in a few fields around the county
- Weed control is good to excellent in most fields
- I have also seen more 2nd generation corn plants (plants that are at least 2 leaves behind the average maturity of the stand) in a number of fields (this will have an impact on overall yields in these fields) . Aaron Gabriel noted that purple coloring of these plants without ears is a result of sugar accumulation in the stem because there is no ear for it to concentrate in.



Northern corn leaf spot

- Northern corn leaf spot (**picture on right**)
- Narrow grayish tan lesions about 1 inch long with dark outer border
- Starts on lower leaves
- Common disease in the northeast
- Not an economic disease

Northern corn leaf blight (picture on left)

- Cigar shaped lesions
- Can limit yield when infestation starts early in the season and impacts the majority of plant leaves
- Only saw a few symptomatic leaves in a very few fields



Weeds that are in local row crop fields

Horsenettle



Virginia creeper



Lambsquarter



Pokeweed



Curly dock



Redroot Pigweed



Mallow



Milkweed



Burdock





Hemp Dogbane



Field Bindweed









Yellow nutsedge












Soft rush

Poisonous weeds in pastures

Common name	Problem/symptoms	Toxic ingredient – toxicity dosage
Bouncing bet 	Leaves and stem – delayed for several days; depression, vomiting, abdominal pain, diarrhea	Saponin – amount equivalent to 3% (dry wt.) of sheep wt. killed within 4 hr.
Buttercups 	Leaves and stem especially in flower. Dried hay loses toxicity – anorexia, salivation, weakness, convulsions, breathing difficulty, death	Protoanemonin – toxicity reported to vary with species, age, and habitat. Generally 1-3% of body weight necessary.
Cherry, black 	Leaves (wilted leaves are worse), stems, bark and fruit – anxiety, staggering, breathing difficulty, dilated pupils, bloat, death	Cyanogenic glycosides (cyanide, HCN) – Less than 0.25 lb leaves (fresh wt.) can be toxic to 100 lb animal. Leaves from several small to mid sized branches are sufficient to kill an adult animal.
Clover species	Vegetation – Hairballs; Sweet clover: nose bleeding, anemia, abdominal swelling	Coumarin with sweet clover - varies
Fern, bracken 	Entire plant – Dullness, fever, bleeding, loss of appetite, and salivation	Glycoside thiaminase – Cattle fed 50% bracken for 30 to 80 days was toxic. Others report that only 20% of diet for 30-60 days was toxic.
Garlic, wild	All plant parts – tainted milk and meat	Only toxic in large quantities

<p>Hemlock, poison</p> 	<p>All plant parts – nervousness, salivation, vomiting, diarrhea, weakness, paralysis, trembling, dilation of pupils convulsions, and coma, death</p>	<p>Coniine and others (pyridine alkaloids) – 0.5 to 4% (fresh wt.) equivalent of cattle wt. is toxic. In horses, 0.25% of body weight.</p>
<p>Horsenettle</p> 	<p>All plant parts, esp. the berries - salivation, colic, gastrointestinal irritation, diarrhea, muscle tremors, weakness, drowsiness, and depression</p>	<p>Solanine – remains toxic even in dry hay. Also, 12-36 hr. after mowing, plant releases sugars making it more palatable to livestock, if overconsumed it can cause sudden death.</p>


<p>Jimsonweed</p> 	<p>Entire plant (seeds are most toxic – Thirst, mood swings, convulsions, coma, death</p>	<p>Solanaceous alkaloids – 10-14 oz for cattle or 0.06 to 0.09% (dry wt.) equivalent of animal body wt. is toxic. Toxins increase during the daylight.</p>
<p>Locust, black</p> 	<p>Leaves (especially wilted), seeds, and inner bark - Causes weakness, depression, anorexia, vomiting and diarrhea</p>	<p>Phytotoxin robin, glycoside robitinm – bark extract and powder in amount equivalent to 0.04 – 0.1% of animal wt. toxic to horses. Cattle 10-times more tolerant.</p>
<p>Milkweeds</p> 	<p>Entire plant – depression, muscle tremors, spasms, bloat, difficult breathing.</p>	<p>Glycosides and galitoxin – 0.3 to 0.6% of body weight.</p>

<p>Mustards</p> 	<p>All parts (especially seeds) – oral and gastrointestinal irritation, shaking, salivation, abdominal pain, vomiting, and diarrhea</p>	<p>Thiocyanates, irritant oils, and nitrates (large quantities generally necessary for toxicity)</p>
<p>Nightshade species</p> 	<p>Vegetation, unripe fruit – loss of appetite, salivation, weakness, trembling, paralysis</p>	<p>Solanine – toxic at 42 mg/kg (LD50). 0.1 to 0.3% of body weight.</p>
<p>Pigweed species</p> 	<p>Foliage (worse in drought) – kidney disease, weakness, edema, rapid respiration</p>	<p>Nitrates nitrate oxalates, unknown – 0.5 to 1% of diet. Sheep, hogs, and young calves most susceptible.</p>
<p>Pokeweed, common</p> 	<p>Entire plant, especially roots - gastrointestinal cramps, weakened pulse, respiration, salivation</p>	<p>Phytolactinm – 10 or more berries can result in toxicity to humans. Unknown for livestock, but perhaps 100-200 berries/1000 lb.</p>
<p>Snakeroot, white</p> 	<p>Leaves and stem – constipation, loss of appetite, salivation, rapid respiration. Toxin passes through milk (milksickness).</p>	<p>Trophine alkaloid – varies from 1 to 2% of animal body wt. after 2 weeks. Toxin cumulative.</p>
<p>St. Johnswort</p> 	<p>Flowers and leaves – photosensitivity which leads to redness of muzzle, around eyes, and around white hair.</p>	<p>Hypericin - uncertain</p>

Pasture weed management

Fall is an excellent time to manage biennial and perennial weeds especially in grass pastures and hayfields. Biennials such as common burdock, wild carrot, and bull, musk, and plumeless thistles are much easier to kill while they are in the rosette stage of growth and prior to surviving a winter. Once they start growth in the spring, they rapidly develop with the goal of reproducing, and it becomes more difficult to control them. As you have heard many times before, late summer and fall is the best time to control most perennials with a systemic herbicide because herbicides are moved into the root systems allowing better control. In general, the application window runs from early September through October depending on where you are in the state and what weeds you are targeting. Applications to perennial species like horsenettle, smooth groundcherry, and woody species like multiflora rose should be on the early side of this window, while cool-season perennials like Canada thistle, quackgrass, and dandelion can be effectively controlled after several light frosts. With both biennial and perennial species, adequate green leaf tissue must be present, and it should be reasonably healthy to absorb the herbicide. If the weeds are turning yellow or brown, they have already started to go dormant for the season and the herbicide will likely not be absorbed. For grass pastures (check table on next page) from the 2023-24 Penn State Agronomy Guide for specific herbicide performance by weed species information and a current product label for use recommendations and restrictions.

The most common herbicides used to control many of the broadleaf weeds in the fall are 2,4-D and dicamba (Clarity, etc.) for broadleaves. However, other systemic products such as triclopyr (e.g., Crossbow, Candor, Crossroad, Remedy Ultra) or metsulfuron can



be options as well. A combination of these products may be the best solution for a mixture of different perennial weeds. For most perennials including hemp dogbane, horsenettle, common milkweed, pokeweed, hedge bindweed, multiflora rose, poison ivy, and wild blackberry, make applications from September 1 through October 15 or before a hard frost. In general, applications by October 1 may be more effective. In northern areas of Pennsylvania, consider making the application before October 1. An additional two-week application window can exist for Canada thistle and quackgrass, because of their cool-season habit of growth.

Weed control ratings for pasture

Trade Name (rate/acre)	2,4-D1 (2-3 pt)	2,4-D + dicamba1 (1 qt + 1 pt)	Aim (1-2 oz)	Chaparral (2-3 oz) (PA, VA, WV)	Dicamba (1 pt)	Crossbow1 (2-4 qt)	DuraCor (12 to 20 fl oz/a) (PA, VA, WV)	GrazonNext HL (1.5-2.6 pt) (PA, VA, WV)	Grazon P+D (3-4 pt) (VA, WV)	Metsulfuron 60DF (0.1-0.3 oz)	Milestone (5-7 oz) (PA, VA, WV)	PastureGuard HL (1-1.5 pt)	Remedy Ultra (2-4 pt)	Roundup/glyphosate (1-2 qt) (spot treatment)	Stinger (0.66-1.33 pt)	Surmount (1.5-3 pt) (VA, WV)
Lettuce, wild/prickly	9+	10	9	10	8+	9	L	9	10	9	9+	9	-	9	9	9
Burdock, common	9	10	N	8+	8	9	L	8	9+	7	9	9	9	9	9	8
Teasel	7+	10	8	9	9	8+	L	8+	8+	6	9	-	-	9	9	-
Thistle, bull	9+	10	N	9+	9	9+	L	9	9	6	9	6	7	9	9+	9
Thistle, musk	8+	10	N	9+	9	9+	L	9	9	8	9+	6	7	9	9+	8+
Thistle, plumeless	8+	10	N	9+	9	9+	10	9	9	8	9	6	7	9	9+	8+
Buttercup spp.	8+	9	7	8+	8	10	10	9	10	9	8+	8	8	9	8	8+
Dock spp.	8	10	7	9	8	9	9	9	9	8+	9	8	8	9	7+	9
Dogbane, hemp	6	7	N	N	7	8	-	6	7	N	N	7	7	8	6	8+
Hawkweed spp.	8	9	6	L	7+	9	L	8	6	7	L	-	-	9	8	-
Horsenettle	6	7+	N	9	7	8	9	8+	9	7	9	6	6	8	N	8+
Ironweed, tall	8	9	N	8+	8+	9	L	9	9+	N	8	7	6	9	6	8+
Knapweed, spotted	7	8	N	8+	7	7	L	9	9	6	8+	6	6	9	9	8+
Milkweed, common	6	7	N	N	6	7	-	6	7	N	N	6	6+	7+	N	8+
Nettle, stinging	8	9	6	8	8	9	-	9	9	6	9	9	9	9	7	9
Nightshade, bitter	7	8+	6	-	7	-	-	7	7	-	-	-	-	9	8	-
Plantain spp.	8	10	7	9	8	9	10	7+	9	9	N	9	8	9	N	8+
Pokeweed, common	7	7	N	6	7	9	L	8	7+	N	7+	N	N	8	N	8+
Sowthistle, perennial	7	9	N	8+	8	8	L	9	9+	7	9	8	8	9	8	-
Thistle, Canada	7	7+	N	9+	7	8	9	9	9	7	9	8	6	8	9	7
Honeysuckle spp.	7	7+	N	L	N	8+	-	7	8	10	-	L	-	8	N	L
Rose, multiflora	6	7+	N	8	6	8+	-	-	8+	8+	-	6	8+	8	N	7
Sumac spp.	6	7+	N	-	7	8+	-	L	7	N	-	L	L	8	7	8

Wheat

Growers are preparing to plant wheat after our hessian fly free date which is September 15th.

2022 Red Winter Wheat Summaries - Cornell University

Entry	Grain Yield (kg/h)						Test		Lodg.	Head Date	Preharvest			Winter		FHB			Powd Mild	
	Regional Locations						Weight	Rank			Sprouting	Height	Surv.	Incid.	Sev.	Index				
	Ith-Cald	Ith-Sny	SenCo	LivCo	Mean	Rank											kg/hl	Rank		0-9
1 Erie	6817	5992	3903	7738	6113	18	76.6	9	0.0	5/30	2.6	22	94	95	91	48	44	28	1.5	
2 Pioneer 25R40	6733	5598	4223	8988	6385	6	74.9	23	3.3	5/27	3.1	25	90	95	99	26	26	14	3.0	
3 NY11013-10-15-1312	4985	5563	4002	7412	5491	29	75.9	13	1.0	5/30	0.7	6	99	88	70	33	23	9	2.5	
4 NY12299-1-3-14	5830	5258	4101	7307	5624	27	75.4	21	3.3	5/29	2.6	23	81	93	73	27	19	5	4.0	
5 Liberty 5658	7237	4725	4374	7929	6066	19	76.8	7	1.0	5/26	1.7	15	88	90	99	31	30	21	3.0	
6 NY12300-1-6-07-1436	5807	4967	3560	8130	5616	28	77.5	4	2.3	5/29	3.1	24	86	95	89	35	31	23	5.0	
7 NY12325-1-10-12-1476	6894	5697	4225	8080	6224	12	75.8	15	0.0	5/31	0.9	8	94	100	65	30	19	6	1.5	
8 SW65SR	7081	5770	4415	7724	6248	11	74.7	26	2.3	5/29	1.5	14	85	93	96	27	26	16	2.5	
9 SW51SR	5843	5399	3897	8093	5808	25	75.4	22	4.3	5/28	0.8	7	86	95	80	29	23	8	4.5	
10 Revere 2169	7451	4766	4248	8328	6198	14	74.8	24	2.3	5/28	0.9	9	85	95	98	24	23	11	1.5	
11 Revere 2148	6252	4648	4210	7794	5726	26	75.4	19	6.0	5/27	0.2	2	86	95	94	44	41	27	4.5	
12 NY12325-1-10-18-1477	6589	5864	4250	8118	6205	13	76.6	8	0.0	5/31	1	10	93	100	63	37	23	10	0.0	
13 NY12351-1-14-20-1484	6493	5859	4340	8337	6257	10	75.6	17	1.0	5/29	2.5	21	88	98	85	52	44	29	3.0	
14 OH12-317-57-1413	7476	5680	3715	8466	6334	8	77.6	1	1.0	5/28	0.4	4	93	93	86	22	19	3	1.5	
15 NY12302-2-14-01-1441	5647	6434	3800	7971	5963	23	75.4	20	0.0	6/1	1.7	16	89	98	53	22	12	2	3.5	
16 NYIL04-8445R-1654	6071	5695	4509	8291	6142	16	77.0	6	3.0	5/26	2.4	20	90	98	83	24	20	7	3.0	
17 NY12308-1-18-09-1449	5789	5802	4387	7744	5931	24	75.5	18	0.3	5/30	0.2	3	96	95	86	31	26	17	4.5	
18 NY12302-2-14-08-1442	5861	6152	3940	8013	5992	20	76.0	12	0.0	6/1	2.3	19	94	98	31	13	4	1	4.0	
19 Revere 2266	7064	5966	4711	8172	6478	2	73.3	29	3.3	5/29	3.2	26	84	93	NA	NA	NA	NA	1.0	
20 Revere 2277	7168	6432	4699	7371	6418	4	75.7	16	1.0	5/29	0.6	5	79	100	98	40	39	26	0.5	
21 KWS384	7171	5570	4641	8407	6447	3	75.9	14	2.7	5/27	2	18	88	98	79	24	19	4	1.5	
22 KWS411	6524	5998	4529	7552	6151	15	77.6	2	2.3	5/27	3.5	27	84	98	94	26	24	12	0.5	
23 KWS415	6686	5995	4703	7728	6278	9	73.5	28	3.7	5/30	0.1	1	86	93	96	30	29	19	2.5	
24 16VDH-SRW03-023	7353	5496	4377	8250	6369	7	76.3	11	3.0	5/27	4.5	30	88	95	95	37	35	24	2.0	
25 X11-0357-24-13-5	5636	5206	3150	7536	5382	30	77.5	3	2.3	5/30	1	11	86	95	85	30	26	15	4.0	
26 NY15116-01-06-01-1804	6762	5191	3892	8041	5971	22	74.1	27	3.3	5/26	3.9	28	84	93	99	38	37	25	1.5	
27 Pioneer 25R64	7239	6171	4279	8589	6570	1	72.9	30	4.0	5/30	1.1	12	81	93	89	28	24	13	4.0	
28 Blaze	6606	5716	4087	8097	6127	17	74.7	25	3.7	5/29	4.3	29	90	90	85	36	30	22	0.5	
29 Hilliard	7518	5481	4477	8177	6413	5	76.3	10	2.3	5/28	1.9	17	90	88	96	31	29	20	0.0	
30 VA17W-75	6486	5455	4129	7841	5978	21	77.3	5	3.3	5/26	1.2	13	90	98	95	30	28	18	0.0	
Mean	6569	5618	4192	8008	6097		75.7		2.2	5/28	1.2		88	95	84	31	27		2.4	
CV	7.3	4.4	8.0	5.0																

Seeding Rate (million seeds/acre)					
Soil Condition	Sept. 15	Sept. 25	Oct. 5	Oct. 15	Oct. 25
Good	1.33	1.45	1.57	1.69	1.8
Average	1.45	1.57	1.69	1.8	1.93
Poor	1.57	1.69	1.8	1.93	2.06

To figure out how many pounds per acre, use the following formula.

Seeds per acre / # seeds/lb. = lb./acre **Example: 1,450,000 / 13,000 = 111.5 lb./acre.**

Remember seeds per pound can vary from 9,000 to 16,000 seeds per pound so make sure you know your seed size.

Remember to increase the seeding rate to compensate for the % germination