

Oneida County Scouting Report

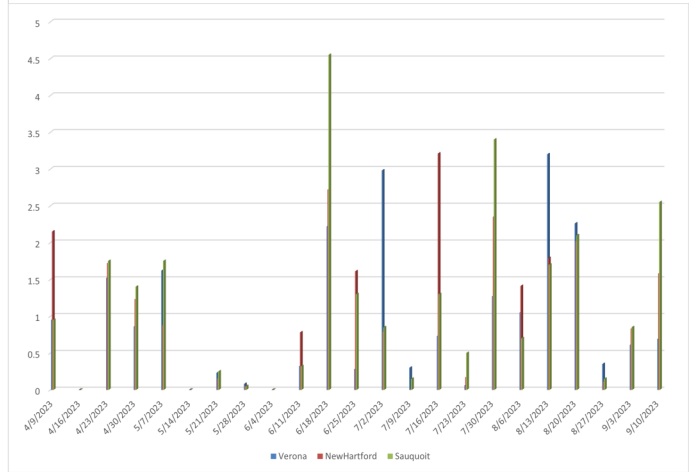
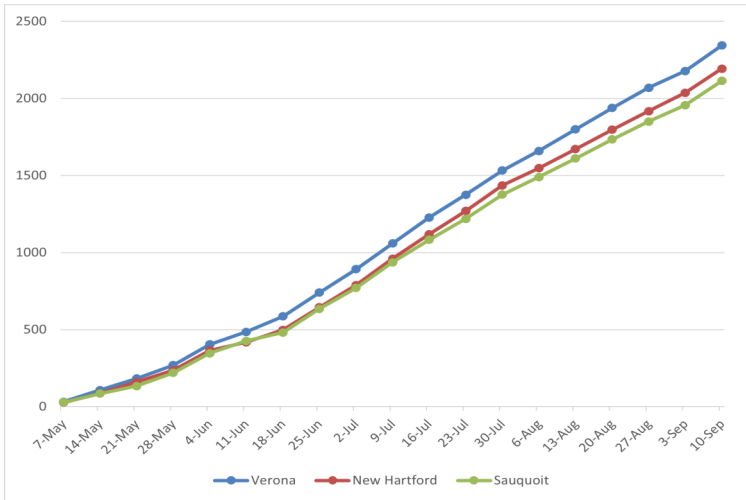
September 14th, 2023

Weather: For the week ending on September 10th

Running total of GDD,s base 50 starting May 1st to September 10th for corn 2217 GDD base 86/50

Rainfall total for the month of April was 4.1” with 1/2 in 3 events. 1.69” for the month of May; 5.8” for month of June. 5.8” for the month of July 4.8” for the month of August 6.1” for the week ending September 10th 1.6”

Cropping activities: Some hay being harvested. First corn fields being harvested for silage
 GDDs base 50F Weekly Rainfall (inches)



Crop Conditions:

Hay

Growers harvested both dry hay and hay crop silage this past week. Most hay fields have been harvested over the past 2 weeks. I would expect most dairy farms to have adequate inventories of hay crop silage at the end of this season. I am already getting input that there is not a large quantity of dry hay in our area.

Hay regrowth has been excellent because of adequate moisture and moderate temperatures.

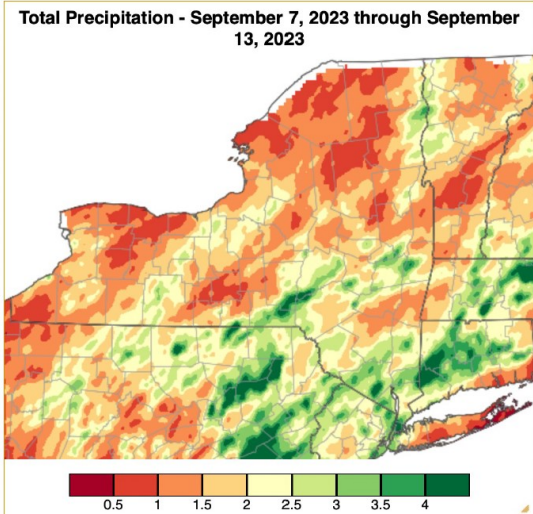
Growers should spend some time evaluating alfalfa stands. Those stands with less than 4 alfalfa crowns per square foot should consider a change in management like considering nitrogen and sulfur applications to these fields next spring to optimize grass yields and protein levels.

Growers can also use crown counts to identify fields that will be rotated to corn next year. Perennial weeds that are in these fields can be controlled best by applying systemic herbicides like glyphosate in the fall while these weeds are actively growing.

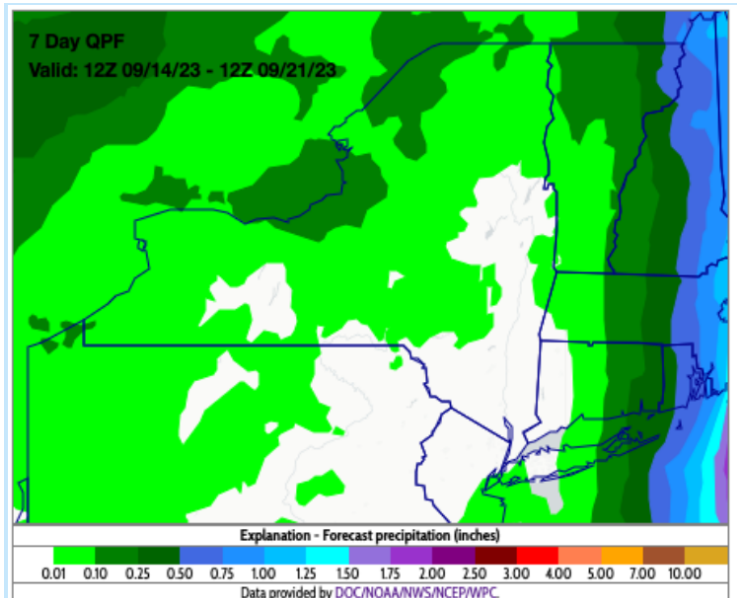
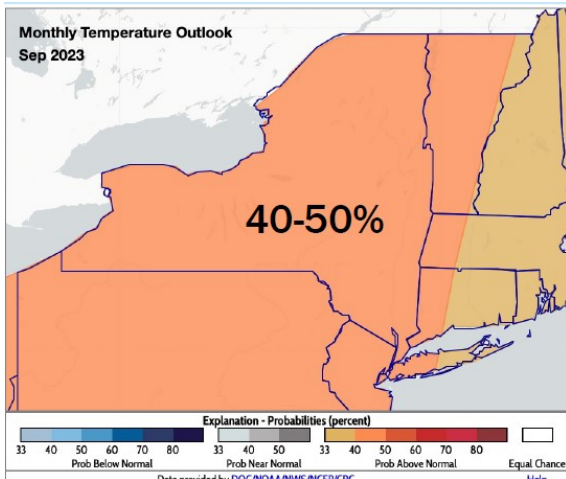
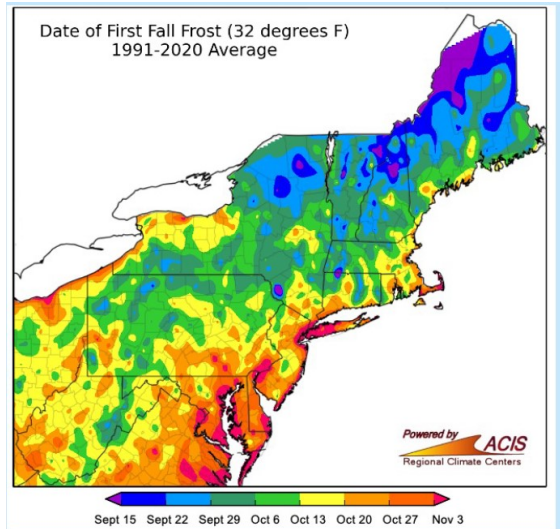
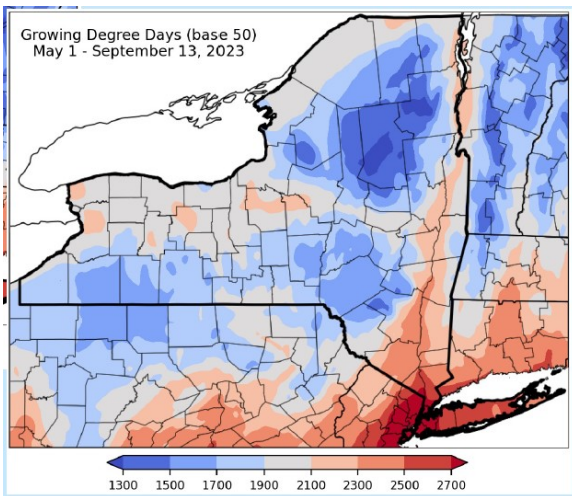
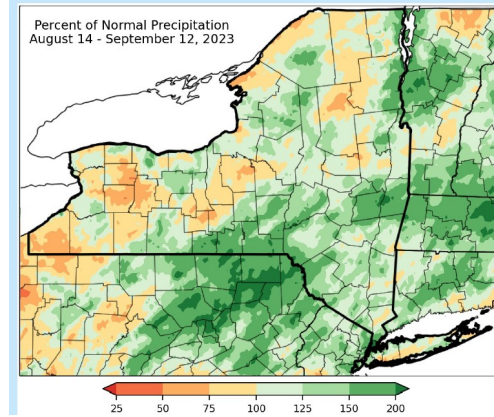
This is also a great time to take soil samples and apply potassium or lime where needed.



Weather



30-DAY % OF NORMAL PRECIP



Soybeans

The warm weather last week pushed our early maturity groups forward. The picture to the right is the most advanced field I saw scouting on 9/12.



I saw some spots of white mold in a couple of fields this week. Dead top leaves visible from the fields edge. Lots of white mold visible on the lower stem. Less than 1% of the plants were affected in these fields. The yield is already set so no economic injury.


Still seeing some downy mildew, frogeye leaf spot, bacterial spot and Septoria brown spot in fields. These diseases at this time will not effect crop yields.

Some of our local fields have these areas of yellow plants (picture below) that show impacts of drainage issues: saturated soils can reduce root mass and function resulting in yellowed plants. Areas like these may have phytophthora root rot as well. Growers may also find more weed growth in these areas. Picture to the right: white mold



White mold very visible on plant stems on plants with dead top leaves

Downy mildew



Frogeye leaf spot

- Picture above with brown spots surrounded by yellow halos is Septoria brown spot which will not impact yield.
- Frogeye leaf spot (tan center red outline).
- If this occurs in the later reproductive stages R5 like it has this year there is no impact on yield
- If fields with frogeye are planted to soybeans the next season disease will develop earlier and can significantly impact yield
- Downy mildew (yellow flecks in upper leaves, tan to gray tufts fungal growth on the underside of the leaf.
- Found in local fields on a semi regular basis late in the season especially after weather systems come down from the north
- Does not impact yield

Corn



Dented ear with milkline on the kernels
Early maturity corn variety



Longer maturity variety or delayed planting
Ear has no dents, milky sap in kernel
No milkline present



- **Some growers are starting to harvest corn for silage now (92 day in Westmoreland) !! You can use milkline as a signal to check actual whole plant moisture. Very important to do some sampling and check moistures**
- Scouting this week I observed longer season hybrids and BMR ears that were dough stage, shorter season varieties had milklines in kernels. See pictures above
- I saw a little northern corn leaf spot in a few fields and first set of fields with northern corn leaf blight
- Seeing some yellow leaves at the base of plants indicating plant recycling N from lower leaves to the ear. Seeing this more often now
- Like many of you I am observing the impact that drainage has had in fields. Early drainage issues reduced crop growth, possibly caused N loss and opened up the canopy supporting weed development all of which will significantly reduce yields in those areas
- Weed control is good to excellent in most fields
- I have also seen more 2nd generation corn plants (plants that are at least 2 leaves behind the average maturity of the stand) in a number of fields (this will have an impact on overall yields in these fields) .

Northern corn leaf spot

- Northern corn leaf spot (picture on right)
- Narrow grayish tan lesions about 1 inch long with dark outer border
- Starts on lower leaves
- Common disease in the northeast
- Not an economic disease



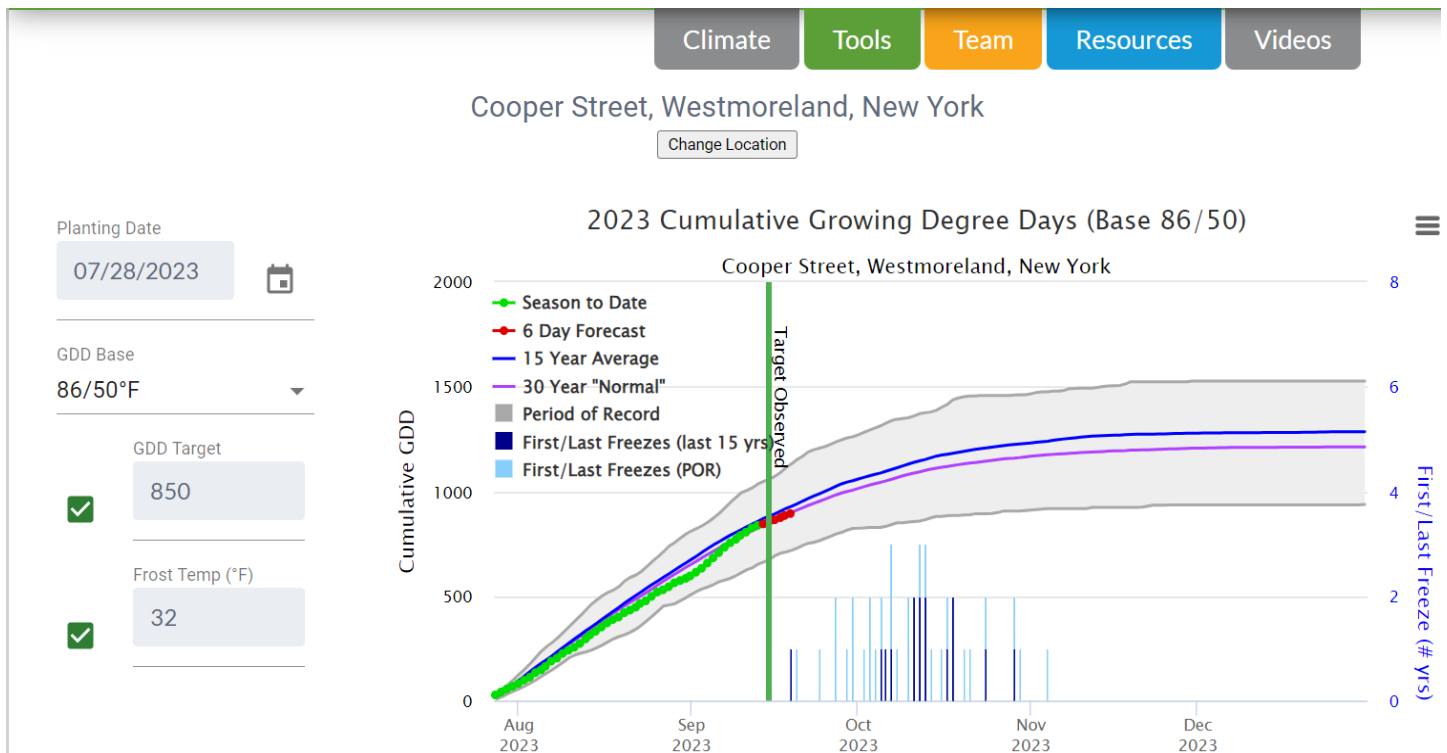
Northern corn leaf blight

- Cigar shaped lesions
- Can limit yield when infestation starts early in the season and impacts the majority of plant leaves
- Only saw a few symptomatic leaves in a very few fields



Planning timing of corn silage harvest

Using **climate smart farming** GDD calculator to plan silage harvest Just a reminder that you can go to this link: <http://climatesmartfarming.org/tools/csf-growing-degree-day-calculator/> and easily scroll on a map to the location of your corn field. Enter the date that the corn in that field formed an opened tassel and track GDDs from that date. You can save the location and return to check the accumulation of GDDs from the date of tasseling. Once you get to 850 GDDs you can grab some whole plant samples and check the dry matter level. I entered July 28th as the date of tassel for 2023 at this site in Westmoreland and it used the weather data from a 2 mile area around that location and calculated that 850 GDDs were accumulated on **September 14** from that July 28th start date. I could grab a sample of whole plants from the field, chop them up and do a dry matter test to see how close the field is to harvest moisture. Then use 0.5 point drop in moisture per day to estimate the time to harvest. You will also note the vertical bars on the bottom right of the graph that indicate the date and frequency of first frost at that location helping to decide about silage or grain harvest.



Weeds that are in local row crop fields

Horsenettle



Virginia creeper



Lambsquarter



Pokeweed



Curly dock



Redroot Pigweed



Mallow



Milkweed



Burdock





Hemp Dogbane



Field Bindweed







Yellow nutsedge












Soft rush

Poisonous weeds in pastures

Common name	Problem/symptoms	Toxic ingredient – toxicity dosage
Bouncing bet 	Leaves and stem – delayed for several days; depression, vomiting, abdominal pain, diarrhea	Saponin – amount equivalent to 3% (dry wt.) of sheep wt. killed within 4 hr.
Buttercups 	Leaves and stem especially in flower. Dried hay loses toxicity – anorexia, salivation, weakness, convulsions, breathing difficulty, death	Protoanemonin – toxicity reported to vary with species, age, and habitat. Generally 1-3% of body weight necessary.
Cherry, black 	Leaves (wilted leaves are worse), stems, bark and fruit – anxiety, staggering, breathing difficulty, dilated pupils, bloat, death	Cyanogenic glycosides (cyanide, HCN) – Less than 0.25 lb leaves (fresh wt.) can be toxic to 100 lb animal. Leaves from several small to mid sized branches are sufficient to kill an adult animal.
Clover species	Vegetation – Hairballs; Sweet clover: nose bleeding, anemia, abdominal swelling	Coumarin with sweet clover - varies
Fern, bracken 	Entire plant – Dullness, fever, bleeding, loss of appetite, and salivation	Glycoside thiaminase – Cattle fed 50% bracken for 30 to 80 days was toxic. Others report that only 20% of diet for 30-60 days was toxic.
Garlic, wild	All plant parts – tainted milk and meat	Only toxic in large quantities

<p>Hemlock, poison</p> 	<p>All plant parts – nervousness, salivation, vomiting, diarrhea, weakness, paralysis, trembling, dilation of pupils convulsions, and coma, death</p>	<p>Coniine and others (pyridine alkaloids) – 0.5 to 4% (fresh wt.) equivalent of cattle wt. is toxic. In horses, 0.25% of body weight.</p>
<p>Horsenettle</p> 	<p>All plant parts, esp. the berries - salivation, colic, gastrointestinal irritation, diarrhea, muscle tremors, weakness, drowsiness, and depression</p>	<p>Solanine – remains toxic even in dry hay. Also, 12-36 hr. after mowing, plant releases sugars making it more palatable to livestock, if overconsumed it can cause sudden death.</p>


<p>Jimsonweed</p> 	<p>Entire plant (seeds are most toxic – Thirst, mood swings, convulsions, coma, death</p>	<p>Solanaceous alkaloids – 10-14 oz for cattle or 0.06 to 0.09% (dry wt.) equivalent of animal body wt. is toxic. Toxins increase during the daylight.</p>
<p>Locust, black</p> 	<p>Leaves (especially wilted), seeds, and inner bark - Causes weakness, depression, anorexia, vomiting and diarrhea</p>	<p>Phytotoxin robin, glycoside robininm – bark extract and powder in amount equivalent to 0.04 – 0.1% of animal wt. toxic to horses. Cattle 10-times more tolerant.</p>
<p>Milkweeds</p> 	<p>Entire plant – depression, muscle tremors, spasms, bloat, difficult breathing.</p>	<p>Glycosides and galitoxin – 0.3 to 0.6% of body weight.</p>

<p>Mustards</p> 	<p>All parts (especially seeds) – oral and gastrointestinal irritation, shaking, salivation, abdominal pain, vomiting, and diarrhea</p>	<p>Thiocyanates, irritant oils, and nitrates (large quantities generally necessary for toxicity)</p>
<p>Nightshade species</p> 	<p>Vegetation, unripe fruit – loss of appetite, salivation, weakness, trembling, paralysis</p>	<p>Solanine – toxic at 42 mg/kg (LD50). 0.1 to 0.3% of body weight.</p>
<p>Pigweed species</p> 	<p>Foliage (worse in drought) – kidney disease, weakness, edema, rapid respiration</p>	<p>Nitrates nitrate oxalates, unknown – 0.5 to 1% of diet. Sheep, hogs, and young calves most susceptible.</p>
<p>Pokeweed, common</p> 	<p>Entire plant, especially roots - gastrointestinal cramps, weakened pulse, respiration, salivation</p>	<p>Phytolactinm – 10 or more berries can result in toxicity to humans. Unknown for livestock, but perhaps 100-200 berries/1000 lb.</p>
<p>Snakeroot, white</p> 	<p>Leaves and stem – constipation, loss of appetite, salivation, rapid respiration. Toxin passes through milk (milksickness).</p>	<p>Trophine alkaloid – varies from 1 to 2% of animal body wt. after 2 weeks. Toxin cumulative.</p>
<p>St. Johnswort</p> 	<p>Flowers and leaves – photosensitivity which leads to redness of muzzle, around eyes, and around white hair.</p>	<p>Hypericin - uncertain</p>

Pasture weed management

Fall is an excellent time to manage biennial and perennial weeds especially in grass pastures and hayfields. Biennials such as common burdock, wild carrot, and bull, musk, and plumeless thistles are much easier to kill while they are in the rosette stage of growth and prior to surviving a winter. Once they start growth in the spring, they rapidly develop with the goal of reproducing, and it becomes more difficult to control them. As you have heard many times before, late summer and fall is the best time to control most perennials with a systemic herbicide because herbicides are moved into the root systems allowing better control. In general, the application window runs from early September through October depending on where you are in the state and what weeds you are targeting. Applications to perennial species like horsenettle, smooth groundcherry, and woody species like multiflora rose should be on the early side of this window, while cool-season perennials like Canada thistle, quackgrass, and dandelion can be effectively controlled after several light frosts. With both biennial and perennials species, adequate green leaf tissue must be present, and it should be reasonably healthy to absorb the herbicide. If the weeds are turning yellow or brown, they have already started to go dormant for the season and the herbicide will likely not be absorbed. For grass pastures, [check Table 2.6-11](#) in the 2023-24 Penn State Agronomy Guide for specific herbicide performance by weed species information and a current product label for use recommendations and restrictions.

The most common herbicides used to control many of the broadleaf weeds in the fall are 2,4-D and dicamba (Clarity, etc.) for broadleaves. However, other systemic products



Over grazed pasture where cattle are eating sticks and stones.

Move to a new pasture with adequate forage if possible or start supplementing

When cattle are moved from this pasture consider spot spraying soft rush, thistles, and docks with 24D. .

Weed control ratings for pasture

Trade Name (rate/acre)	2,4-D1 (2-3 pt)	2,4-D + dicamba1 (1 qt + 1 pt)	Aim (1-2 oz)	Chaparral (2-3 oz) (PA, VA, WV)	Dicamba (1 pt)	Crossbow1 (2-4 qt)	DuraCor (12 to 20 fl oz/a) (PA, VA, WV)	GrazonNext HL (1.5-2.6 pt) (PA, VA, WV)	Grazon P+D (3-4 pt) (VA, WV)	Metsulfuron 60DF (0.1-0.3 oz)	Milestone (5-7 oz) (PA, VA, WV)	PastureGuard HL (1-1.5 pt)	Remedy Ultra (2-4 pt)	Roundup/glyphosate (1-2 qt) (spot treatment)	Stinger (0.66-1.33 pt)	Surmount (1.5-3 pt) (VA, WV)
Lettuce, wild/prickly	9+	10	9	10	8+	9	L	9	10	9	9+	9	-	9	9	9
Burdock, common	9	10	N	8+	8	9	L	8	9+	7	9	9	9	9	9	8
Teasel	7+	10	8	9	9	8+	L	8+	8+	6	9	-	-	9	9	-
Thistle, bull	9+	10	N	9+	9	9+	L	9	9	6	9	6	7	9	9+	9
Thistle, musk	8+	10	N	9+	9	9+	L	9	9	8	9+	6	7	9	9+	8+
Thistle, plumeless	8+	10	N	9+	9	9+	10	9	9	8	9	6	7	9	9+	8+
Buttercup spp.	8+	9	7	8+	8	10	10	9	10	9	8+	8	8	9	8	8+
Dock spp.	8	10	7	9	8	9	9	9	9	8+	9	8	8	9	7+	9
Dogbane, hemp	6	7	N	N	7	8	-	6	7	N	N	7	7	8	6	8+
Hawkweed spp.	8	9	6	L	7+	9	L	8	6	7	L	-	-	9	8	-
Horsenettle	6	7+	N	9	7	8	9	8+	9	7	9	6	6	8	N	8+
Ironweed, tall	8	9	N	8+	8+	9	L	9	9+	N	8	7	6	9	6	8+
Knapweed, spotted	7	8	N	8+	7	7	L	9	9	6	8+	6	6	9	9	8+
Milkweed, common	6	7	N	N	6	7	-	6	7	N	N	6	6+	7+	N	8+
Nettle, stinging	8	9	6	8	8	9	-	9	9	6	9	9	9	9	7	9
Nightshade, bitter	7	8+	6	-	7	-	-	7	7	-	-	-	-	9	8	-
Plantain spp.	8	10	7	9	8	9	10	7+	9	9	N	9	8	9	N	8+
Pokeweed, common	7	7	N	6	7	9	L	8	7+	N	7+	N	N	8	N	8+
Sowthistle, perennial	7	9	N	8+	8	8	L	9	9+	7	9	8	8	9	8	-
Thistle, Canada	7	7+	N	9+	7	8	9	9	9	7	9	8	6	8	9	7
Honeysuckle spp.	7	7+	N	L	N	8+	-	7	8	10	-	L	-	8	N	L
Rose, multiflora	6	7+	N	8	6	8+	-	-	8+	8+	-	6	8+	8	N	7
Sumac spp.	6	7+	N	-	7	8+	-	L	7	N	-	L	L	8	7	8

