



Cloverbuds Memory Book

4-H Year _____

My name is _____

I am _____ years old. I am in the _____ grade in school.

I belong to the _____ 4-H Club

This is my _____ year in 4-H

Members Signature _____

Parents Signature _____

Leaders Signature _____

The 4-H Emblem is:

A green four-leaf clover with the letter “H” on each leaf is the emblem.
Each “H” stands for a part of the pledge.
Head, Heart, Hands, Health



The 4-H Colors Are:

Green and White

Green symbolizes nature's most common color.
White symbolizes purity.

The 4-H Motto is:

“To Make The Best Better”

This motto challenges everyone involved in 4-H to do the very best job they can.



This is me!

My name is : _____

I am a boy girl

I am left handed right handed

My hair is : _____ My eyes are: _____

I weigh _____ pounds.

I am _____ feet, _____ inches tall

My Birthday is:

Month: _____ Day: _____ Year: _____

I am _____ Years old.

I live:

In a House

in an Apartment

On a Farm

Other _____

I live in:

A Town

A Rural Area

A City

About My Club

My Club's name is: _____

There are _____ members. _____ are boys. _____ are girls.

We meet _____ times a month.

I go to club meetings:

_____ on foot _____ on my bike _____ by bus _____ by car

My Cloverbud group meets:

_____ in a home _____ church _____ meeting hall _____ Other


My leaders name is: _____

Club Record


My favorite thing(s) we did this year was (were):

You can draw a picture of you and your club or take one and paste.

Here are some pictures of me and things I did as a Cloverbud




Flag Pledges



The American Flag Pledge:

“ I pledge allegiance to the flag of the United States of America, and to the republic for which it stands, one nation under God, indivisible, with liberty and justice for all.

(When repeating the pledge, your right hand should be placed over your heart which is on the left side.)



The National 4-H Pledge

My **Head** to clearer thinking (Right hand points to forehead)

My **Heart** to greater loyalty (Hand over your heart)

My **Hands** to larger service (Arms slightly bend with palms up)

My **Health** to better living for my club, my community , my country, and my world. (Arms at side)



Livestock Project Record

Use this page only if you did an animal project. One animal per page, only one record sheet on one animal is needed, even if several animals are shown.

Please check what your animal project is

_____ Rabbit, _____ Poultry _____ Goat _____ Cavy _____ Swine _____ Cattle
_____ Sheep _____ Dog _____ Horse

Was your animal project a

_____ Pet _____ Breeding Animal _____ Market Animal

What breed is your animal? _____

What color or variety is your animal? _____

How Old is your animal? _____ What gender is your animal? _____

How much dose your animal weigh? _____

What does your animal eat and how much? _____

The most important thing I leaned was? _____

You can draw a picture of your project animal or paste a picture of your animal too.

Project Summary

Use this page only if you did something for the Youth Building. One project per page, only one record sheet is needed , even if you had several projects in the Youth Building.

Name of your project _____

What were some things you learned from your project? _____

What was your favorite part of the project _____

What were the most important things you learned as part of your project _____

