

Steuben County 4-H Program Breeding Meat Goat Project Record 8-11 Years Old



Name _____ 4-H Program Year _____



Years in Project _____ Years in 4-H _____ Age (as of Jan. 1st of current year) _____

Club Name _____ My 4-H Skills wheel is with my _____ record

Project Animals:

List your project animals.

Animal ID #	Breed	Sex	Date of Birth	Date purchased	Date Sold



Breeding Record:

List the goats born on your farm this year.

Animal ID #	Breed	Sex	Date of Birth	Dam ID #	Sire ID #	Notes

Income:

Record the income from sales of animals, premium money, etc...

Date	Item	Amount Received
Total Income		

Feed Costs Record:

Record the costs or values of the feeds you purchased for your animals.

Date Purchased or Fed	Feed Type	Weight or Units	Total Cost
Total Feed Costs			

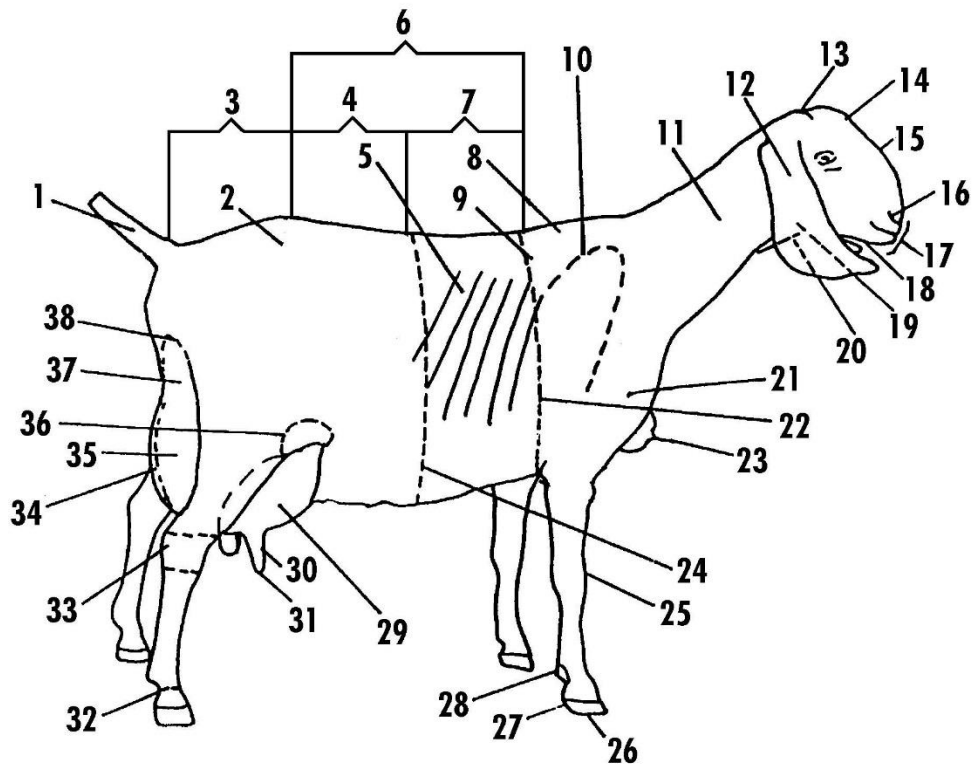
Other Costs:

Record the costs of supplies, equipment, entry fees, etc...

Date Purchased or Fed	Feed Type	Weight or Units	Total Cost
Total Costs			

Parts of a Goat

Label the numbered items in the diagram below.



- | | | | |
|-------------------------|--------------------|----------------------|----------------------------------|
| _____ rib | _____ heart girth | _____ muzzle | _____ rear udder |
| _____ ear | _____ pastern | _____ escutcheon | _____ nostril |
| _____ point of shoulder | _____ forehead | _____ fore udder | _____ tail |
| _____ throat | _____ crop | _____ neck | _____ teat |
| _____ withers | _____ sole | _____ bridge of nose | _____ rear udder attachment |
| _____ heel | _____ rump | _____ chine | _____ knee |
| _____ jaw | _____ hock | _____ barrel | _____ dewlap |
| _____ brisket | _____ stifle joint | _____ poll | _____ shoulder blade |
| _____ hip | _____ loin | _____ back | _____ medial suspensory ligament |
| _____ orifice | _____ dewclaw | | |

References: Goat Resource 4-H Handbook; Goat Livestock Learning Laboratory Kit
 Prepared By: Jodi Black, State Extension Associate, 4-H/Animal Sciences; Andrea Auker, Animal Sciences Student

1. What skills did you learn or improve this year?

2. What was your favorite part of this project?



4-H Targeting Life Skills Wheel Questions

Each 4-H member must complete 1 skills wheel and attach to 1 record

8-10 year olds - write a short paragraph about 30 words or less using the Targeting Life Skills Wheel to select **1** life skill you learned from this 4-H project and explain how the project taught you this skill.

11-13 year olds – write two short paragraphs about 30 words or less for each paragraph using the Targeting Life Skills Wheel to select **2** life skills you learned from this 4-H project and explain how the project taught you this skill. The 2 life skills must be from a different category on the chart (Head, Heart, Hands Health) for example one from Head and 1 from Heart but Not 2 from Head or Not 2 from Heart.

14-18 year olds – write four short paragraphs about 30 words or less for each paragraph using the Targeting Life Skills Wheel to select **4** life skills you learned from this 4-H project and explain how the project taught you this skill. There must be 1 life skill from each of the 4 categories Head, Heart, Hands Health.

**PROJECT CHAMPION SELECTION CRITERIA
MARKET AND BREEDING BEEF, SHEEP, SWINE, MEAT GOATS & DAIRY STEERS
FOR CURRENT PROJECT YEAR**

To be eligible for Project Champion, please list your name, species, activities you participated in (where applicable) & submit with an approved signature. Please leave the "Points Earned" column blank

NAME _____

SPECIES _____

<u>CRITERIA</u>	<u>POSSIBLE POINTS</u>	<u>POINTS EARNED</u>
Record Completed & Turned In On Time	20	_____
Completed Targeting Life Skills Wheel	5	_____
Participated In County Fundraiser-Cuba Cheese/Wilson Beef Farm Snack Sticks	5	_____
Participated In A Community Service Project (List Projects on back)	5	_____
Completed Public Presentation at Club Level	5	_____
Completed Public Presentation at County Level	5	_____
Completed Public Presentation at District Level	5	_____
Completed Public Presentation at State Level	5	_____
Participated In or Assisted With Livestock Judging Practices or Contests	2	_____
Participation in Livestock Judging at the NYS Fair	2	_____
Selected for Livestock Judging at the National Level in the current year	5	_____
Participated in Livestock Judging at the National Level in the current year	5	_____
Participated in or Assisted with Livestock Skillathon Practices or Contests	2	_____
Participation in Livestock Skillathon at the NYS Fair	2	_____
Selected for Livestock Skillathon at the National Level in the current year	5	_____
Participated in Livestock Skillathon at the National Level in the current year	5	_____
Exhibited Project Animal at County Fair	10	_____
Exhibited more than one animal of that species at County Fair	3	_____
Exhibited Project Animal at State Fair	5	_____
Exhibited Animal of That Species at Another Show (Please list the event name, date & location on back)	1 pt. each event	_____
Participated in other Livestock Animal Project (Examples: Animal Crackers, Colby Classic, Virtual Learning Opportunities, Quiz Bowls, Clinics, etc.) (Please list the event name, date & location on back)	1 pt. each project	_____
Participated in the National Swine Picture Judging Contest	2	_____
Participated in the Hoard's Dairyman Picture Judging Contest	2	_____
Was a Teen Leader for that species at State Fair or a Junior Leader for that species at the Club Level or beyond (List leadership experience on back)	1	_____
TOTAL POINTS EARNED		_____

APPROVED SIGNATURE _____
(4-H CLUB MEMBERS-LEADER MUST SIGN) (4-H INDEPENDENT MEMBERS-PARENT MUST SIGN)