

NEW YORK STATE 4-H HORSE PROGRAM “EDUCATIONAL EVENTS” RULEBOOK



Last Updated January 2023



Cornell University

This rule book is prepared by the NYS 4-H Horse Program (in association with Cornell Cooperative Extension), Dept of Animal Science, 102 Frank B. Morrison Hall, Cornell University, Ithaca, NY 14853

NYS 4-H Horse Educational Events Rulebook

Table of Contents

	<u>Page</u>
I. NYS 4-H Horse Educational Event Policy and Introduction	7
II. NYS 4-H Horse Bowl Contest	9 - 42
Regional Contests	9
State Contests	10
National Contest and Team Selection	11
Reference Materials	11
Supplemental References	12
Question Types	12
Reading & Answering Questions	13
First Half Play (One-on-One Questions)	14
Second Half Play (Toss-up Questions)	15
Match Ties	16
Ending the Match	16
Playing Teams and Alternates	16
Team Participation Bonus	17
Time Outs	18
Holding Rooms	18
Contest Procedures	18
Transcribing Questions	19
Recorders and Cameras	19
Cell Phones	19
Photographs	19
Protests/Verification of Questions and/or Answers	20
Abuse of the Protest Provisions	20
Game Officials	21
Equipment	23
Equipment Failure	24
Game Options	24
Round Robin	24
Double Elimination	25
Team Awards	25
Individual Awards	25
Combination Double Elimination/Round Robin	26
Team Placings	26
Individual Placings	26
Suggested Room Set-Up	27
Round Robin Procedures	29
Game Schedules	33

	<u>Page</u>
III. NYS 4-H Hippology Contest	43 - 50
Selection of Teams, Contestants and Eligibility	43
Regional Contests	43
State Contests	44
Event Registration	44
National Contest and Team Selection	45
Contest Procedures	45
Reference Material	47
Supplemental References	48
Scoring	48
Tie-breaking	48
State Contest Awards	48
Contest Policy	50
IV. NYS 4-H Horse Communications Contest	51 - 64
Eligibility	51
Entry Procedures	53
Scoring/Awards	53
Divisions	54
Technology	54
General Rules	55
Individual Presentations – Senior & Junior	55
Team Presentations – Senior & Junior	55
Public Speaking – Senior & Junior	58
National Contest and Team Selection	59
Score Card - Individual Presentation	61
Score Card - Team Presentation	62
Score Card – Public Speaking	63
V. NYS 4-H Horse Judging Contest	65 - 73
Contest Eligibility, Advanced (Senior)	65
Contest Eligibility, Junior	66
Contest Eligibility, Novice	67
Event Registration	67
Rules / Contestant Identification	68
Identification	68
Scoring	68
Contestant Conduct	68
Awards	69
Contest Procedures	70
National Contest and Team Selection	71
Horse Judging - Oral Reasons Score Card	73





**NYS 4-H Horse Program
CALs Dept. of Animal Science**

507 Tower Road
102 Frank B. Morrison Hall
Cornell University
Ithaca, NY 14853
Website: <https://cals.cornell.edu/nys-4-h-animal-science-programs/livestock/horses>

**2023 NYS 4-H HORSE PROGRAM
A GREAT PROGRAM FOR YOUTH!!!**

2022 was a GREAT year in the NYS 4-H Horse Program with FUN-FILLED educational programs that were held all year long for the youths involved!! The educational opportunities were once again this year - excellent and many!! Youths are involved in almost every county in the state through the Cornell Cooperative Extension system. **Here's to another great year in 2023!**

The NYS 4-H Horse Program is offered through the leadership of **outstanding Extension staff** in each county. ***THANK YOU*** to each of them for their continued support of this very **valuable youth education program!**

The Cornell Cooperative Extension system, in every county and across the state, **relies heavily on volunteers** to provide these excellent educational programs. **THANK YOU** to all of the many volunteers and 4-H leaders, as well as parents who support this very positive program for youth. **"If it weren't for volunteers, there would be no 4-H Horse Program in New York State!"**

THANK YOU to all the members of the NYS 4-H Horse Education Advisory Committee (HEAC), for providing leadership to the 4-H Horse Program.

SPECIAL THANKS to each of the **Educational Events Chairs** and the program support team for all of their hard work:

Horse Bowl Chair – Ann Janson
Communications Chair – Sarah Wilhelm
Hippology Chair – Donna Walker
NYS Fair 4-H Horse Program Superintendent – Robin Bartholomew

Horse Bowl Co-Chair – Heather Whitten
Horse Judging Chair – Colleen Wersinger
Hippology Co-Chair – Kathy Bliss

A GREAT BIG THANK YOU to Barb Jones who is constantly working behind the scenes and for getting the **2023 NYS 4-H Horse Program Educational Events Rule Book** posted to the web site at:

<https://cals.cornell.edu/nys-4-h-animal-science-programs/livestock/horses/nys-4-h-horse-educational-events-rule-book>

Changes in the 2023 Horse Educational Events Rule Book have been highlighted in **green** and when printed in black and white will be shaded grey.

Have another wonderful year!! Keep them positive!!

*NYS 4-H Horse Program
Department of Animal Science
Cornell University*

January 2023

I - NEW YORK STATE 4-H HORSE EDUCATIONAL EVENT POLICY

The rules, regulations and procedures contained in this section of the manual represent a combination of the rules and policies derived from national and interstate 4-H education events modified only enough to reflect the philosophy of the New York State 4-H Horse Education Advisory Committee and its subcommittee membership.

The information contained in this manual has been designed to serve two functions. The primary function is that of representing a single source of rules, regulations and procedures for all Animal Science 4-H Horse Educational Events conducted at the state level. The secondary purpose is that of providing a set of guidelines or suggestions to counties, districts and regions for their competitive events and to serve in a similar manner for non-4-H organizations and agencies in organizing and conducting events open to 4-H'ers and to which 4-H'ers are specifically invited. The information contained herein is subject to annual review. It is the responsibility of the users of this information to be sure that this manual is kept up to date. It is also the responsibility of each participant in these events, especially in state level events, to be knowledgeable of all aspects of the rules, regulations and procedures governing the events in which they participate.

II - NYS 4-H HORSE BOWL CONTEST

Rules and Regulations

****Note: National Rule changes will be automatically reflected in New York State 4-H educational event rules in following years and highlighted in green****

The primary objective of Horse Bowl contests is to provide an opportunity for youth enrolled in 4-H horse projects to demonstrate their knowledge of equine related subject matter in a competitive setting where attitudes of friendliness and fairness prevail. It is also hoped that these contests will provide educational experiences for both participants and spectators.

Dress Code: A strict dress code will be enforced. Clean, neat clothing appropriate for the event and weather conditions will be expected. Remember, contestants are representing 4-H, Cornell, their county, and region. Shirts must have sleeves and cover midriff. No inappropriate language on clothing. Skirts and shorts must be longer than the individual's fingertips when their hands are at their sides.

Selection of Teams, Contestants and Eligibility - Regional Contests:

1. Teams to compete in regional contests may be selected by any means agreeable to the majority of counties within that region. Regions are encouraged to allow as many youth as possible to participate in regional competitions. Each team consists of no less than four (4), but no more than six (6) members. Regions are advised to follow state rules but may alter to fit their needs. All teams competing in state and national contests must conform to state and national rules.
 - a. **Seniors:** Senior contestants must be at least 14 years of age but not yet 19 years of age by January 1 of the current calendar year and must never have been member of an official Horse Bowl Team representing New York State at an out-of-state Horse Bowl contest, nor have participated in a National 4-H Horse Bowl Contest.
 - b. **Juniors:** Junior contestants must not have achieved their 14th birthday prior to January 1 of the current year.

Please note: For State events, a junior youth must have reached their 9th birthday prior to January 1 of the current calendar year.

- c. **Novice** (Please note this division is optional. There is no Novice Division at the New York State Horse Bowl Contest. Therefore, the following are only suggested guidelines. Every region can coordinate this division to fit their regional needs and create their own guidance.): Contestants must not have achieved their 14th birthday prior to January 1 of the current calendar year **and** must never have participated in a Horse

Bowl contest at the regional level. At the discretion of the region, exceptions may be made to allow contestants who are 9 years of age or less to compete. Youth 10 years and under may compete as a novice a maximum of 2 years.

2. All team members must be enrolled in a 4-H horse project in the county they represent.
3. Only four (4) team members may be seated at the panel at one time.
4. One or two (1 or 2) substitutions may be made during a match, depending on the number of members on the team. For substitution procedure see: **Playing Teams and Alternates**.

State Contests:

1. Two (2) Junior and two (2) Senior teams from each regional contest may enter the state contest. If a region decided to split into an A and B, each may send (1) Junior and (1) Senior team. How the regions select their teams is a regional decision.
2. Senior and Junior Divisions only will be held at the state level. Age descriptions will be the same as for Regional Contests.
3. Each team is permitted only one (1) substitution during each match.
4. Teams must consist of no less than four (4) but not more than six (6) members.
5. Only those members who participated at the regional contest are eligible to participate in the state contest.
6. **Event Registration**

Team preregistration is required. Registration must be completed online by CCE County Educator or staff only by the deadline indicated. **Register online at:**

https://apps.cce.cornell.edu/event_registration/main/events_landing.cfm?event=horsebowl-ip-21-2_127

****CONTEST DAY HELPERS:** When entering, each team is to designate one adult volunteer or educator as a contest day helper. This individual will be recruited during orientation on the day of the event to help with scoring, room running, etc.

National Contest and Team Selection:

1. The Eastern National 4-H Horse Roundup is usually the first weekend in November and takes place in Louisville, Kentucky. The NYS 4-H Horse Program National Teams travel together on a four-day bus trip to participate at the contest and to tour horse-related facilities in the area. Contestants choosing to participate in the National Contest will be asked to cover a portion of the cost of the trip. Senior contestants should come to the contest prepared to decide if they will participate in the national contest if they receive a top placing.
2. The top four (4) eligible individuals winning the state contest will be entered in the national event.
 - a. Four (4) senior contestants may be entered in the national contest. The four (4) senior individuals invited to represent New York in the National 4-H Horse Bowl event will be selected among the top scoring individuals in the state contest based on availability for additional training, availability for the contest, and rank subject to confirmed eligibility.
 - b. Commitment of qualified participants to be a part of the National NYS 4-H Horse Bowl team must be made some time prior to the first day of State Fair. Once a commitment is made, this 4-H youth may not represent NYS in the national event in any other national contest during that contest year.
 - c. Members of the team representing New York in out-of-state competition become ineligible for further Horse Bowl competition.
 - d. If one (1) or more of the four (4) designated national team members are unable to participate at the national contest, the 5th and 6th place individuals will be considered as alternates. The alternates will be a part of the state's entry in the national competition if one (1) or two (2) of the four (4) designated national team members cannot participate.

Reference Materials Used for Questions:

- NEWHOR** [ILLUSTRATED DICTIONARY OF EQUINE TERMS](#), New Horizons Education Center, Inc., Alpine Publications, PO Box 7027, Loveland, CO 80537. Available on [Amazon](#).
- AYHC** [HORSE INDUSTRY HANDBOOK \(9th Edition\)](#), by the [American Youth Horse Council](#), 1 Gainer Rd, McDonald, NM 88262. Available at <https://www.ayhc.com/product-page/horse-industry-handbook-9th-edition>.
- LEWIS 2nd** [FEEDING AND CARE OF THE HORSE \(2nd Edition\)](#), by **Lon D. Lewis**. Blackwell Publishing (2005). Available on [Amazon](#).

- N4HC** [4-H HORSE PROGRAM: HORSES AND HORSEMANSHIP](#) and [4-H HORSE PROGRAM: HORSE SCIENCE](#) (both **revised in 2001*). National 4-H Council/Supply Service, 5425 Wisconsin Ave., Suite 600, Chevy Chase, MD 20815. Available at [SHOP 4-H](#). ****For Junior and Novice only***
- PINCH** [HAPPY HORSEMANSHIP](#), by **Dorothy Henderson Pinch**. Breakthrough Publications, 310 N. Highland Ave., Ossining, NY. Available on [Amazon](#). ****For Novice only****
- KAINER MCCRAC** [THE COLORING ATLAS OF HORSE ANATOMY](#), by **Robert A. Kainer & Thomas O. McCracken**. Alpine Publications, Inc., PO Box 7027, Loveland, CO 80537. Available on [Amazon](#).
- AYHC** [HORSE SMARTS: AN EQUINE REFERENCE & YOUTH ACTIVITY GUIDE](#), by the [American Youth Horse Council \(AYHC\)](#), 1 Gainer Rd, McDonald, NM 88262. Available at <https://www.ayhc.com/product-page/horse-smarts>.
- EVANS** **New in 2023- The Horse Third Edition by J Warren Evans Available on [Amazon](#).**

Supplemental References:

- GRIFFITHS** [EQUINE SCIENCE](#), by **Jean T. Griffiths**, Equine Network /Source Interlink Media. 2008. (***Not a resource for the Eastern National 4-H Round-Up**)
- AYCH** **YOUTH LEADER'S MANUAL**, Amer. Youth Horse Council Ld. Mn. The Equine Collection, PO Box 1539, F. Lee, NJ 07024.

Supplemental References:

Dover Saddlery English Tack Catalog and **Smith Brothers Western Tack Catalog** may be used as supplemental references. These catalogs provide visual representations for questions relating to tack.

- [Dover Saddlery](#) – Apparel, tack and horse care items, for the English rider – to download the current catalog or to request a free catalog, click the following link: <https://www.doversaddlery.com/catalogrequest.aspx>.
- [Smith Brothers](#) – Apparel, tack and horse care items, for the Western rider – to request free catalog send an email to sales@smithbrothers.com.

Question Types:

1. **Regular Questions** are worth **two (2)** points during **one-on-one** competition, when only one member of each team may respond. Regular questions are worth **one (1)** point during **open** questions, when any member of either team may respond. These questions count toward individual and team scores. **All incorrect answers receive a -1 deduction.**

2. **Toss-up Questions** are worth **one (1)** point and are open for response to any member of either team. Toss-up questions are used in the **open** part of the match. If there is a correct answer to the toss-up question, a **bonus** question will be attached. Toss-up questions are generally a little more difficult than a regular question and may have 2 or 3 required answers. All answers are required to be correct. The points will count toward individual and team scores. **All incorrect answers receive a -1 deduction.**

3. **Bonus Questions** will be worth **three (3)** points. They are attached to a correctly answered toss-up question in the **open** part of the match. When multiple answers are required, **three (3)** points will be awarded if all of the required answers are correct. No points will be awarded or taken away if there is less than the required number of answers or if there are no correct answers. No part of the bonus question will be repeated, nor will any additional information be given to the contestants relative to the question. These points will count toward **team scores only.**
 - a. A bonus question attached to an unanswered or incorrectly answered toss-up question will be transferred to the next regular open question (which becomes the new toss-up question), until a correct answer is given.
 - b. The team should allow the moderator to read the complete question. The team will be given ten (10) seconds to confer. The acknowledger will call time at the end of ten (10) seconds. The team captain or designee must then start giving the required number of answers within five (5) seconds. Team members may give answers to the captain/designee during the 30-second answering period.
 - c. If the match ends with an unanswered bonus question, the bonus question will not be utilized.

Reading and Answering Questions:

1. The moderator will read all questions, identify the type and number of question and designate the chairs eligible to respond when necessary. **Five (5) seconds** will be allowed for starting a response. If an answer is not given or given incorrectly, the answer will be given, and the next question read. If the answer given is the same as or means the same as the expected answer, it will be accepted. If the answer is different than the expected answer, it will be referred to the judge's panel for decision.

2. Once a contestant activates a buzzer, they **must be acknowledged** before they can answer the question. Acknowledgment is either by name or number. After they have been acknowledged, the contestant has five seconds to start a valid answer. First answer will be considered valid answer.

- a. **The first answer given** will be accepted as the official answer. Repeating the question will not be considered the initiation of an answer. It is the responsibility of the acknowledger and referee to determine if an actual answer was started within the 5-second time period.
 - b. **If a question is read to completion**, the judges may ask the contestant to explain, expand, or be more specific or to clarify their answer.
 - c. **An acknowledgment penalty of one (-1) point** will be deducted from the contestant's score and their team score if they answer a question before being acknowledged.
3. **If a question is interrupted** during the reading of it, the moderator will stop reading as soon as a buzzer is activated. The contestant responding has **five (5) seconds after being acknowledged**, to begin their answer. If the answer given is correct for the way the question was written, it will be accepted. If the answer given is correct for only the portion of the question heard, but wrong for the way the question was written, the answer will not be accepted. If the question was interrupted, the judges will not be allowed to ask for any type of clarification of the answer given.
 4. The judge's panel will be allowed to verify an answer or the validity of a question. If verification cannot be made, the question will be replaced.

First Half Play (one-on-one questions):

1. **One-on-one questions:** Regular questions shall be addressed to only one member of each team, beginning with the contestants in the #1 Chairs (nearest to control operator) on either team and progressing with subsequent questions going to the contestants in the #2 chairs, #3 chairs, #4 chairs, respectively, until the one-on-one questions per contestant per match are finished.
 - a. The moderator shall clearly indicate the start of one-on-one by announcing the number of the contestants' chair eligible to respond, prior to reading the question.
 - b. If **any contestant other than the two designated contestants responds**, that contestant and team will lose **two (-2) points**.
 - c. A contestant that responds more than twice to an one-on-one question directed to another contestant, will be replaced at the panel by their team alternate. If an alternate is not available, the remainder of the match will be played with less than a full team and all questions normally addressed to the eliminated contestant will be addressed to the contestant in the opposite numbered chair. The removed contestant may return to further matches in the contest. A third such penalty will disqualify them from the competition. The **two (-2) point penalty** will continue to apply for 2nd and 3rd offense.

- d. Toss-up/Bonus questions will not be used during one-on-one competition.

Second Half Play (Toss-Up Questions with Bonus):

1. During the second half of each match, the moderator will read the questions as during the first half except that **any member of either team is eligible to respond.**
2. All **regular/open** and **toss-up questions** will be open to all contestants seated at the game table during the second half. **Bonus questions** are open only to the team answering the toss-up questions correctly.
 - a. An **incorrect response** to a regular/toss-up question shall reduce the score of the individual and the team giving the incorrect response by **one (-1) point.**
3. If no member of either team activates a buzzer in response to a toss-up question, there shall be no loss of points or awarding of points to either team.
4. If the answer to a **toss-up** question is begun during the 5-second allowable time and the answer is **incorrect**, that team and individual lose **one (-1) point.**
 - a. A bonus question attached to an unanswered or incorrectly answered toss-up question will be transferred to the next regular open question, (which becomes the new toss-up question), until a correct answer is given.
 - b. The team should allow the moderator to read the complete question. The team will be given ten (10) seconds to confer. The acknowledger will call time at the end of ten (10) seconds. The team captain or designee must then start giving the required number of answers within five (5) seconds. Team members may give answers to the captain/designee during the 30-second answering period.
 - c. If the match ends with an unanswered bonus question, the bonus question will not be utilized.
5. If the answer to a toss-up question is **correctly answered** within the 5-second time period, that team and individual will be awarded **one (1) point.**
 - a. The moderator will then read the **bonus** question and a **10 second** discussion period will be permitted for team consultation to determine the answer. The team should allow the moderator to read the complete question. At the end of the 10- second time period a signal will be

given by the timer. At the signal from the timer, a **5-second** period is then permitted for the team captain or one contestant designated by the captain to begin the answer. Team members may give answers to the captain/designee during the **30-second** answering period. The entire answer must be given by only one of the team members. Paper and pencil will be provided to the captains if needed.

- b. Successful completion of the answer will result in that **team** being awarded the **three (3) points** designated for that bonus question. No individual points will be awarded for bonus questions.
- c. All parts of the bonus question must be answered correctly with **no partial points** permitted, regardless of the number of parts of the question answered correctly.
- d. **Failure to answer** a bonus question results in **no penalty** (loss of points) to the team.
- e. No part of the bonus question will be repeated, nor will any additional information be given to the contestants.

Match Ties:

- 1. In the event of a match tie, it will be broken with **five (5)** tie breaker questions. If a tie remains, the first team to win a point (or because of a loss of a point by the other team, has a one-point advantage) will be declared a winner based on the scores.
- 2. Tie breaking questions **do not count towards team, team bonus, or individual scores**. They are only used to break the tie.

Ending the Match:

- 1. Following the final question, the team with the highest number of points shall be declared the winner of the match.
- 2. Once the moderator has declared a winner based on the scores, there shall be no protest. There shall be no protest of any questions or answers following the declaration of the winner in any match. The decisions of the judge's panel will be final.

Playing Teams and Alternates:

- 1. Only four (4) contestants shall be seated at the panel at any one time. Seat position must be declared prior to competition and youth must remain in this seat for the duration of the entire contest. The only exception is when an alternate replaces a seated player during a match of the competition. See #2 below.

2. During any match, only one (1) alternate may be replaced at the panel when:
 - a. The moderator, team captain, or team coach deems it impossible for one of the seated members to continue.
 - b. The captain/coach of a team requests the replacement of a team member.
3. The team member removed from a match becomes ineligible to return to that particular match. The team member removed and the replacement member are both eligible to participate in further matches. A five-member team is strongly recommended.
4. Members removed from the game table for disciplinary reasons, may not come back to any matches in the competition.

Team Participation Bonus:

1. In order to encourage full team participation, each team member will have a bonus card at the game table. When a team member gives a correct response to a one-on-one, regular/open, or toss-up question, that member will turn their card around to face the scorekeepers. A bonus worth **two (2) points** will be awarded to **the team** when all four bonus cards face the scorekeepers. The value of the question (1 or 2 points) will also be added to the score of the individual who answered the question, thus making that question worth three (3) or four (4) points, depending on the value of the question.

Example: The scorekeeper will add four (4) points to the team score, two (2) points for a correct answer to a one-on-one question and two (2) points for the team bonus. The contestant will receive the value of the question on their individual score, and the team will receive both the individual points and the bonus points on the team score.

- a. When an alternate comes to the game table, if a bonus card is showing for that chair, it must be forfeited (turned around) and earned by the contestant coming into the match. If a bonus card is not showing when the replacement comes into the match, this contestant will have the opportunity to earn their share of the bonus with a correct answer.
- b. When a team bonus has been earned once, the bonus cards will be turned around and the team has an opportunity to earn it again. A team may earn this bonus as many times as possible within a match.

Time Outs:

1. The **team captain, coach, or any staff member** may call for a “time out” for clarification of a rule, score, to seat an alternate or allow for any unexpected problems. “Time outs” may be called only after a question has been answered and before the next question starts.

Holding Rooms:

1. All team members, alternates, and coaches must remain in the designated holding area until it is their turn to play.
 - a. After their round match is played, they must go to an appropriate designated area until the conclusion of the round in progress.
 - b. After the round is completed, all team/alternates and coaches not eliminated from the contest, must return to the designated holding area to await their next match.
 - c. All coaches in the holding area are responsible for supervision of the teams. These rules are a manner of ethics and require the cooperation of all team members and coaches.

Contest Procedures:

1. Teams are assembled and seated at their respective panels, with the designated team captain seated in the number 1 chair, nearest to the middle or the acknowledger. Each contestant is given the opportunity to check the equipment.
2. All team members will have a participation bonus card facing the contestant. They will be blank to the scorekeepers until that contestant gives a correct response to a question. At that time the card will be turned toward the scorekeeper.
3. The designated set of questions for each round is reviewed by the moderator and verified with the judge’s panel and referee before starting the game. Prior to reading a question, the moderator will announce the number, type of question and the contestant eligible to respond. Each succeeding question will be read in this manner until all of the questions for that match are read. The correct answer will be given for all unanswered questions or wrong answers.
4. Contestants who respond to a question will receive the appropriate points applied to a particular question. Appropriate penalties will be deducted as warranted.

5. If the answer to any question is correct, the team will also receive the appropriate points applied to a particular question. Appropriate penalties will also be deducted as warranted.
6. If the time (five (5) seconds) in which to answer a question elapses without a contestant activating a buzzer, there shall be no loss or awarding of points to either team. After the response time has elapsed, the answer will be given, and the next question read.
7. If the buzzer is activated and an **answer not started within the 5- second allowable time**, there will be a **minus two (-2) point penalty** imposed against the contestant who activated the buzzer and their team.
8. If the judges elect not to use a game question, it must be replaced by another question so that the total number of questions to be asked will remain equal in each match.
9. At times, answers are given that are in agreement with the official reference books, which in fact are erroneous or out of date. Every effort is made to eliminate such questions; however, in the event that one slips in, the judges may agree to:
 - a. Accept the answer and give an explanation of the correct or updated information.
 - b. Accept only the correct answer.
 - c. Replace the question to the appropriate contestants.

Transcribing Questions:

Transcribing contest questions by any means during the competition is prohibited. There will be no hand-written, typing, recording, computer use, etc., in the contest rooms. Affiliated teams will be eliminated from the competition for violation of this rule.

Recorders and Cameras:

Recording devices such as tape recorders, video cameras, picture movie cameras, cell phones, etc., may not be used during competition. Copies of the game questions will be made available through your County Cooperative Extension office. State questions will be held in confidence to be available for the following years' Regional contests.

Cell Phones: Cell phones must be turned OFF while in a contest room.

Photographs: Photographs will be permitted only before or after a match and then in such a manner as not to be disruptive of the contest.

Protests/Verification of Questions and/or Answers:

1. Verification of a question and answer is permissible.
2. Only protests that are made in a courteous, respectful manner will be acknowledged.
3. A protest/verification of a question or the answer to a question may be called for by a **team captain, or the official team coach(es)**. The judges, moderator and referee will consider the protest. Their **decision in all cases will be final**.
4. Protests must be made before reading the next question.
5. If the protest is acknowledged, play will be stopped, and the designated officials will consider the protest and make a decision. A (minus 1-point penalty) will be assessed if the protest is not upheld.
6. To sustain a protest, the designated judge's panel must agree to keep or replace a question or to determine the validity of an answer.
7. If the protest is sustained by the officials, the moderator and/or the scorekeepers will take one of the following actions:
 - a. If the question is determined by the officials to be a poor question, it will be replaced and opened to a specific chair on each team or to all contestants seated at the game table, depending on the type of questions (one-on-one or open).
 - b. If the answer to the question received a call for verification, the designated judge's panel will determine the validity of the answer. Points will be awarded or deducted as appropriate.
 - c. If a question is protested after an answer is given, the designated judges panel will determine the validity of the protested question. If the validity of the question is allowed, points will be awarded or deducted as appropriate. If not, the question will be replaced.
8. All protests/challenges will be acknowledged by the contest staff.

Abuse of the Protest Provisions:

1. In this competition, every effort will be made to be fair, courteous, and understanding to the contestants and the coaches.
2. Abuse of this protest provision by any contestant or coach will result in one or more of the following:

- a. Dismissal of team coach from the contest area.
 - b. Dismissal (or replacement) of any contestant from the competition.
 - c. Dismissal of an entire team from the competition, with forfeiture of points or standings.
3. **Spectators, Parents and Visitors:**
- a. Spectators, parents and/or visitors **may not** protest any question, answer or procedure during the contest. They may, however, submit in writing to the contest officials any suggestions, complaints, or protests at the conclusion of the contest.
 - b. Any contestant, coach, family member, friend, or spectator exhibiting **unsportsmanlike conduct, behavior or actions detrimental to the contest, will be subjected to dismissal** from the immediate contest area.

Game Officials:

- 1. **Moderator (Quiz Person)** - The moderator shall assume the responsibility for reading questions and will acknowledge the chairs that are eligible to respond to one-on-one and open questions before the question is read. The moderator will accept all answers that are the same as/mean the same as the expected answer to the question. Any answer different from the expected answer will be referred to the judges panel, which will make the decision to accept or reject the given answer. Occasionally, the moderator may also be designated as part of the judge's panel.
- 2. **Judge's Panel** - The judge's panel will consist of one or more if possible. One will be a knowledgeable horse person. If possible, one will be a veterinarian.

It is especially important for the judges to explain their reason for not accepting an answer because the intent of this competition is to make it a unique learning experience for young people of high school grade levels. These young people have made a very strong commitment to this program, and above all, we want to be fair and honest with judge's responsibility will be to rule jointly on the acceptability of any question or answer on all questions. In the event of a challenge to a question/answer, with 2 judges, either both judges or one judge and the moderator must agree on the acceptance or rejection of any question and/or answer. When there is only one judge, both the judge and the moderator or referee must agree on actions to be taken.

If an answer was not clearly heard, the contestant may be asked to repeat the answer. If a question is read to completion, and the answer given is

different than the one expected, or if it is technically or logically correct, the answer may be accepted. If the answer given is “in the ballpark”, the judge(s) may request the contestant to be more specific, expand, explain, or clarify the answer. If the question is interrupted, the judge(s) may not ask for any kind of clarification. The answer is either correct or incorrect according to the way the question was written.

All answers given must be correct for the way the question is written. An answer may be correct for a portion heard of a question that was interrupted, but wrong for the way the question was written. The judge(s) may not ask any questions, and the answer will be counted as a wrong answer. If the answer is correct for the way the question is written, it will be accepted.

All of the game questions will have a reference code, page number, and topic code. The required reference books will be available to look up information or for verification.

- 3. Timekeeper - Control Operator** - The timekeeper will monitor all time intervals and designate when the time of response has been exceeded and will handle all controls of the game equipment. It is strongly recommended that neither the moderator nor a judge be used as timekeeper. Since the timekeeper has controls that verify whose light is on, they could also become the acknowledger. It will also be their responsibility at the beginning of each match to assure each contestant that the equipment is working properly. The contestant is acknowledged when the acknowledger says the name of the youth (or team) buzzing in and the chair number that is responding. The contestant may not respond until they have been acknowledged. It will then be the responsibility of the Timekeeper or Moderator to verify whether or not a contestant has been acknowledged or if their time has run out.

Time Allowed:

To start a response to a question	5 seconds
To start answer after acknowledgment	5 seconds
For team to confer on a bonus question	10 seconds
For team to give answer to bonus question	30 seconds

- 4. Referee** - is responsible for all aspects of the game, will interpret the rules, and see that they are followed. The designated referee will also keep record in the question book of which team and which chair responded to a question in the event that there is an error in scoring. This record aids in reconstructing the proper score for the team as well as the individuals responding. The referee will chair all challenges and protests and will refer to the judges, moderator, and scorekeepers for the best solution to problems. The judge’s panel and referee will have authority over questions and answers. The timekeeper and referee will have authority over all scoring procedures.

5. **Scorekeeper's** – At least two individuals shall be used to keep accurate team and individual scores. There will be visual scorekeeper's recording the team score on a blackboard, overhead projector or flip chart as well as a paper copy for permanent records. Table scorekeeper(s) will keep a written record of the official team and individual scores. The visual scores will be set up so that they are visible to the table scorekeeper(s), the contestants, moderator and spectators, if possible. The written record of the scores must match the visual scores and will be the official records of all individuals and team scores. A special score sheet will be available for the table scorekeeper(s), plus a special sheet for tabulating individual scores.

Scoring:

Correct answer -one-on-one questions	2 pts.
Correct answer - open questions	1 pt.
Toss-up questions - All answers required correct	1 pt.
Bonus questions - all required answers correct	3 pts.
Bonus questions - all incomplete answers/no answer	0 pts.
Team participation bonus - all members at panel with correct answers	2 pts.
All incorrect answers - toss-up/one-on-one	-1 pt.
Acknowledgment penalty- contestant not acknowledged	-1pt.
Response penalty-no answer started in 5 seconds/or out of turn	-2pts
Response penalty-out of turn 2 times eliminated from match	-2 pts.
Response penalty-out of turn 3 times eliminated from contest	-2 pts.
Official Protest not upheld	-1 pt.

Equipment:

1. **Game Panels** - An appropriate device will be used to provide a clear indication of the first contestant to respond to a question.
2. **Time Recorders** - A stopwatch, control panel timer or other appropriate timing device will be used.
3. **Signal Device** - This signal device shall be used by the timekeepers and shall have a distinctly different sound for each side or shall be a device that has a distinct sound and light that indicate which contestant is responding when a buzzer is activated. Back-up units will be available in the event of malfunction or failure.

4. **Scorekeeping Devices** - Two devices will be used. A blackboard, overhead projector, and/or a flip chart, as well as a paper copy, will be used to maintain team scores that are visible to the contestants and scorekeepers and, if possible, to the spectators. Special score sheets will be provided for keeping the written official individual and game scores for each match of the contest.

Equipment Failure:

1. It shall be the responsibility of the acknowledger to assure each contestant that all equipment is operating correctly at the start of the match. Back-up units will be available.
2. If the device being used ceases to function during a match or is believed to be malfunctioning, a "time out" may be called by any contestant, the staff, or by either coach.
3. If after checking, it is determined that there is an equipment malfunction/failure, the faulty part(s) or unit will be replaced and play resumed.
4. Scores accumulated up to the point of the "time out" shall stand and all further points awarded during the remainder of the match added to or subtracted from this total.
5. If both judges or one judge and the referee or moderator deem it advisable, points awarded for the two (2) questions asked immediately prior to determination of the equipment failure may be recalled and two (2) additional questions used.
6. Under no conditions shall there be a replay of a match in which there was an equipment failure.

Game Options:

Round Robin - Each team in the contest is to play each other. Round Robin play is not recommended with more than six (6) teams. Procedure for Round Robin play is attached.

1. **Team Awards** - The rank of teams will be based on their win/loss record.
2. **Ties** - Teams with ties will be broken in the following priority:

First: Head to head competition.
(Which team won when tied teams played each other)

Second: Total points earned in contest.

Third: High Team match in contest.

3. **Individual Awards** - Top ten (10) individuals will be awarded on the following order of procedure:

First: Total points earned in contest.

Second: High individual match score. (Highest score in one match)

Third: Least number of wrong answers in matches played.

Double Elimination:

1. A double elimination bracket will be set up according to the number of teams competing. Variations of this bracket are enclosed within these rules.
2. Winners in the top bracket will remain in that bracket. Losing teams will proceed to the bottom bracket. All teams will continue playing until they have lost two (2) games. A special consolation game will be set up so that each team will have played three (3) games, thus making all contestants eligible for individual awards.
3. A total of two losses in the contest will automatically eliminate a team from the remaining competition. All winning teams will advance to the next round until there are four teams remaining in the competition. The teams remaining in the contest shall have no more than one loss.
4. The final round of the contest will be played between the winner of the top bracket and the winner of the bottom bracket. Another game will be played in the event that both teams have a one-loss status.

Example: The winner of the top bracket has no losses and plays the winner of the bottom bracket that has one loss. The bottom bracket team wins the match, thus giving each team one loss. Another game must be played to give one team two losses, thus eliminating them from the competition.

Team Awards:

1. The rank of teams will be determined based on their position within the double elimination brackets. To place teams eliminated in the same rounds in the bottom bracket, the team with the highest score will take the higher rank, the second high scoring team will take the next highest place and so on. Ties will be broken as follows:

First: High team average for entire contest. (Score divided by games)

Second: High team match score. (Highest score for any one match)

Third: Total number of team points earned in the contest.

Individual Awards:

1. Scores will be kept for each individual contestant. Special recognition will go to top ten high scoring individuals.

2. Only those contestants who have participated in three or more matches will be considered for the top ten individual awards. The **high three (3) match scores** for each individual will be used in cases where individuals have competed in more than three matches.
3. **Ties** for individual awards will be broken as follows:
First: High individual average for entire contest.
Second: High individual match score. (Highest score in one match)
Third: Total number of individual points earned in the contest.

Combination Double Elimination/Round Robin (new option '94 National Play):

1. Double elimination procedure will be played until there are 4 remaining teams with no losses or one loss.
2. The four remaining teams will play a four-team round-robin procedure, where each team will play the other three teams. Team scores earned in previous games, will be dropped and each team will start with a zero score (Previous individual and team scores will be used when evaluating awards).

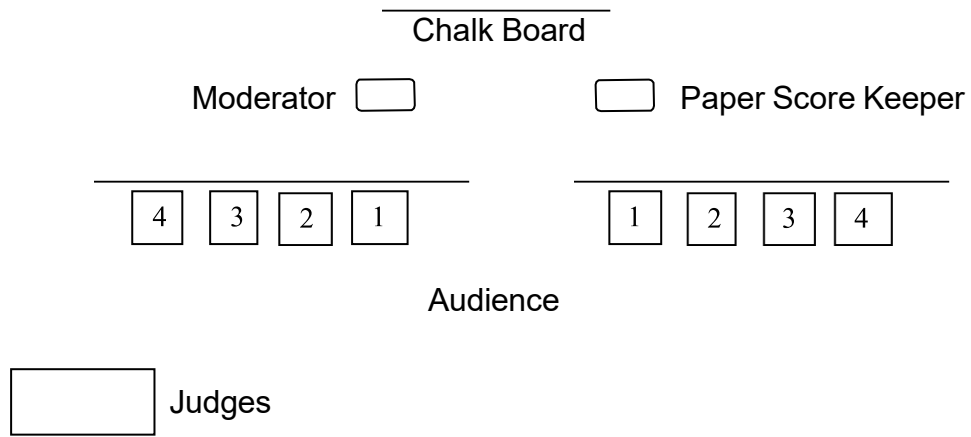
Team Placings:

1. The winning team will be based on **win/loss record in Round Robin**. Remaining teams will be placed as in Double Elimination Play. See Tie Breakers in Double Elimination for procedures. Ties for Round Robin Play will be broken in the following manner:
First: Head-to-Head competition in Round Robin.
Second: Total points for Round Robin.
Third: High team match for Round Robin.

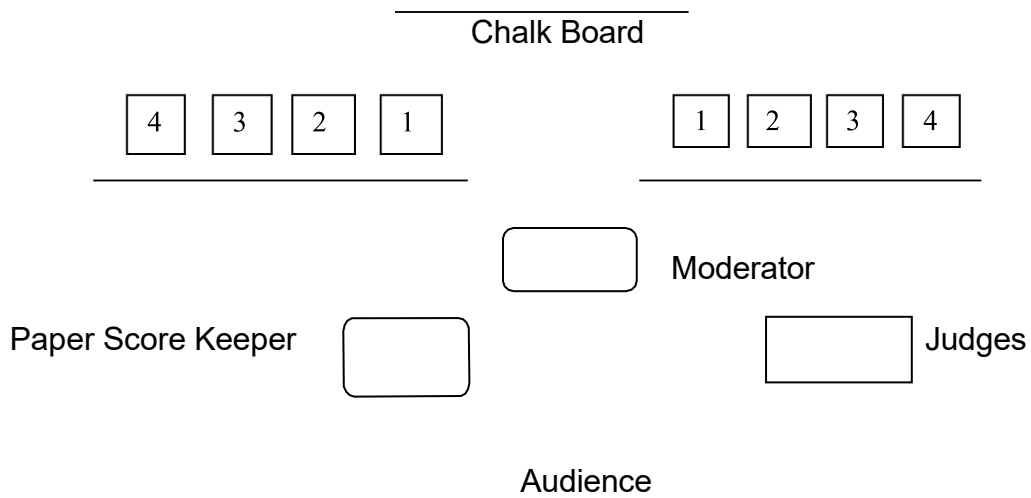
Individual Placings:

1. Top ten individuals will be recognized for individual awards. The **high three individual match scores for entire contest** for each individual will be used in cases where individuals have competed in more than three matches. Only those who have competed in three or more matches will be considered for top individual awards.
2. **Ties** will be broken in the following priority order:
First: High individual average for entire contest.
Second: High individual match score.
Third: Total number of individual points earned in entire contest.

SUGGESTED ROOM SET-UP



OR



Recommended Procedures for Round Robin Competition 4-H Horse Bowl Contest

Recommendation - 1

3 Teams: One room – 3 regular questions plus 1 set of tie breaker questions – isolation room required

Period I	1 vs 2		
Period II	2 vs 3		Approximate time: 15 minute matches, 1 hr.
Period III	1 vs 3		

4 Teams: One or two rooms – 3 regular question packets plus 1 set of tie breaker questions

Alternative A – one room – isolation room required

Period I	1 vs 2	} same questions (PK1)	
Period II	3 vs 4		
Period III	1 vs 3	} same questions (PK2)	
Period IV	2 vs 4		
Period V	1 vs 4	} same questions (PK3)	Approximate time: 15 minute matches, 1 ¼ - 2 hrs.
Period VI	2 vs 3		

Alternative B – two rooms – same questions used in both rooms

	<u>Room A</u>	<u>Room B</u>	
Period I	1 vs 2 (PK1)	3 vs 4 (PK1)	
Period II	2 vs 4 (PK2)	1 vs 3 (PK2)	Approximate time: 15 minute matches, 1 - 1 1/4 hrs.
Period III	1 vs 4 (PK3)	2 vs 3 (PK3)	

5 Teams: One or two rooms – 5 regular question packets plus 1 set of tie breaker questions

Alternative A – one room – isolation room required

Period I	2 vs 3 (PK1)		
Period II	4 vs 5 (PK1)		
Period III	1 vs 2 (PK2)		
Period IV	3 vs 4 (PK2)		
Period V	1 vs 5 (PK3)		
Period VI	2 vs 4 (PK3)		
Period VII	1 vs 3 (PK4)		
Period VIII	2 vs 5 (PK4)		
Period IX	1 vs 4 (PK5)		Approximate time: 15 minute matches, 3 - 3 1/2 hrs.
Period X	3 vs 5 (PK5)		

Alternative B – two rooms (careful timing mandatory)

	<u>Room A</u>	<u>Room B</u>	
Period I	2 vs 3 (PK1)	-----	
Period II	4 vs 5 (PK1)	1 vs 2 (PK2)	
Period III	1 vs 5 (PK3)	3 vs 4 (PK2)	
Period IV	2 vs 4 (PK3)	1 vs 3 (PK4)	Approximate time: 15 minute matches, 2 - 2 ¼ hrs.
Period V	1 vs 4 (PK5)	2 vs 5 (PK4)	
Period VI	3 vs 5 (PK5)		

Recommendation - 2

6 Teams – Two rooms required – 5 regular question packets plus 1 set of tie breaker questions

*Isolation room required

	<u>Room A</u>	<u>Room B</u>
Period I	1 vs 2	4 vs 6
Period II	3 vs 4 } (PK1)	2 vs 5 } (PK2)
Period III	5 vs 6	1 vs 3
Period IV	1 vs 4	2 vs 3
Period V	3 vs 5 } (PK3)	1 vs 6 } (PK4)
Period VI	2 vs 6	4 vs 5
Period VII	1 vs 5	
Period VIII	2 vs 4 } (PK5)	
Period IX	3 vs 6	

Period IX could be held in
Room B – requires extra copies of PK5

Approximate time:
15 minute matches, 2 3/4 - 3 hrs.

7 Teams – Two rooms required – 7 regular question packets plus 1 set of tie breaker questions

*Isolation room required

	<u>Room A</u>	<u>Room B</u>
Period I	2 vs 3 (PK1)	1 vs 7 (PK2)
Period II	4 vs 5 (PK1)	3 vs 6 (PK2)
Period III	6 vs 7 (PK1)	2 vs 5 (PK2)
Period IV	4 vs 6 (PK3)	3 vs 5 (PK4)
Period V	1 vs 3 (PK3)	2 vs 6 (PK4)
Period VI	5 vs 7 (PK3)	1 vs 4 (PK4)
Period VII	1 vs 2 (PK5)	3 vs 4 (PK6)
Period VIII	4 vs 7 (PK5)	1 vs 6 (PK6)
Period IX	5 vs 6 (PK5)	2 vs 7 (PK6)
Period X	1 vs 5 (PK7)	
Period XI	2 vs 4 (PK7)	
Period XII	3 vs 7 (PK7)	

Period XII could be held in
Room B – requires extra copy
of PK7

Approximate time:
15 minute matches, 4 – 4 1/4 hrs.

8 Teams – At least two rooms required plus isolation room
- 7 regular question packets plus 1 set of tie breaker questions -

Alternative A – two rooms

	<u>Room A</u>	<u>Room B</u>
Period I	1 vs 2 (PK1)	4 vs 5 (PK2)
Period II	3 vs 4 (PK1)	2 vs 7 (PK2)
Period III	5 vs 6 (PK1)	3 vs 8 (PK2)
Period IV	7 vs 8 (PK1)	1 vs 6 (PK2)
Period V	1 vs 3 (PK3)	2 vs 6 (PK4)
Period VI	2 vs 4 (PK3)	1 vs 5 (PK4)
Period VII	5 vs 7 (PK3)	4 vs 8 (PK4)
Period VIII	6 vs 8 (PK3)	3 vs 7 (PK4)
Period IX	1 vs 4 (PK5)	2 vs 8 (PK6)
Period X	2 vs 3 (PK5)	1 vs 7 (PK6)
Period XI	6 vs 7 (PK5)	3 vs 5 (PK6)
Period XII	5 vs 8 (PK5)	4 vs 6 (PK6)
Period XIII	1 vs 8 (PK7)	
Period XIV	2 vs 5 (PK7)	
Period XV	3 vs 6 (PK7)	
Period XVI	4 vs 7 (PK7)	

Period XV and XVI could be
held in Room B - requires
extra copy of PK7

Recommended Procedures - 3

8 Teams

Alternative B – three rooms

	<u>Room A</u>	<u>Room B</u>	<u>Room C</u>
Period I	1 vs 2 (PK1)	4 vs 5 (PK2)	3 vs 6 (PK3)
Period II	3 vs 4 (PK1)	2 vs 7 (PK2)	1 vs 8 (PK3)
Period III	5 vs 6 (PK1)	3 vs 8 (PK2)	4 vs 7 (PK 3)
Period IV	7 vs 8 (PK1)	1 vs 6 (PK2)	2 vs 5 (PK3)
Period V	1 vs 3 (PK4)	2 vs 6 (PK5)	5 vs 8 (PK6)
Period VI	2 vs 4 (PK4)	1 vs 5 (PK5)	6 vs 7 (PK6)
Period VII	5 vs 7 (PK4)	4 vs 8 (PK5)	2 vs 3 (PK6)
Period VIII	6 vs 8 (PK4)	3 vs 7 (PK5)	1 vs 4 (PK6)
Period IX	2 vs 8 (PK7)	1 vs 7 (PK7)	3 vs 5 (PK7)
Period X	4 vs 6 (PK7)		

Approximate time:
15 minute matches, 3 hrs.

Alternative C – four rooms

	<u>Room A</u>	<u>Room B</u>	<u>Room C</u>	<u>Room D</u>
Period I	1 vs 2	3 vs 4	5 vs 6	7 vs 8 (PK1)
Period II	6 vs 8	5 vs 7	1 vs 3	2 vs 4 (PK2)
Period III	2 vs 7	1 vs 6	3 vs 8	4 vs 5 (PK3)
Period IV	1 vs 5	2 vs 6	4 vs 8	3 vs 7 (PK4)
Period V	5 vs 8	1 vs 4	6 vs 7	2 vs 3 (PK5)
Period VI	3 vs 5	2 vs 8	1 vs 7	4 vs 6 (PK5)
Period VII	4 vs 7	3 vs 6	2 vs 5	1 vs 8 (PK7)

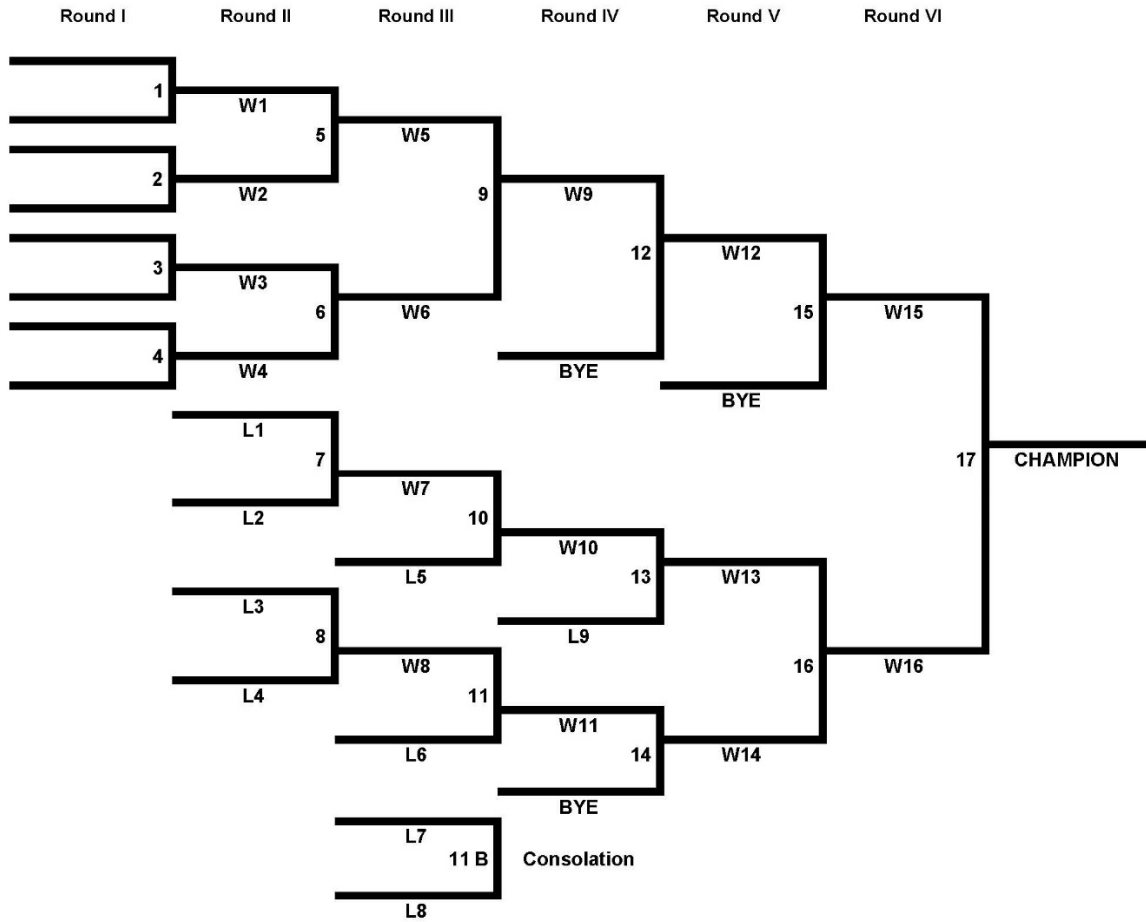
Approximate time:
15 minute matches, 2 – 2 ¼ hrs.

PLEASE NOTE: Round Robin play with **more than six (6)** teams is not recommended.

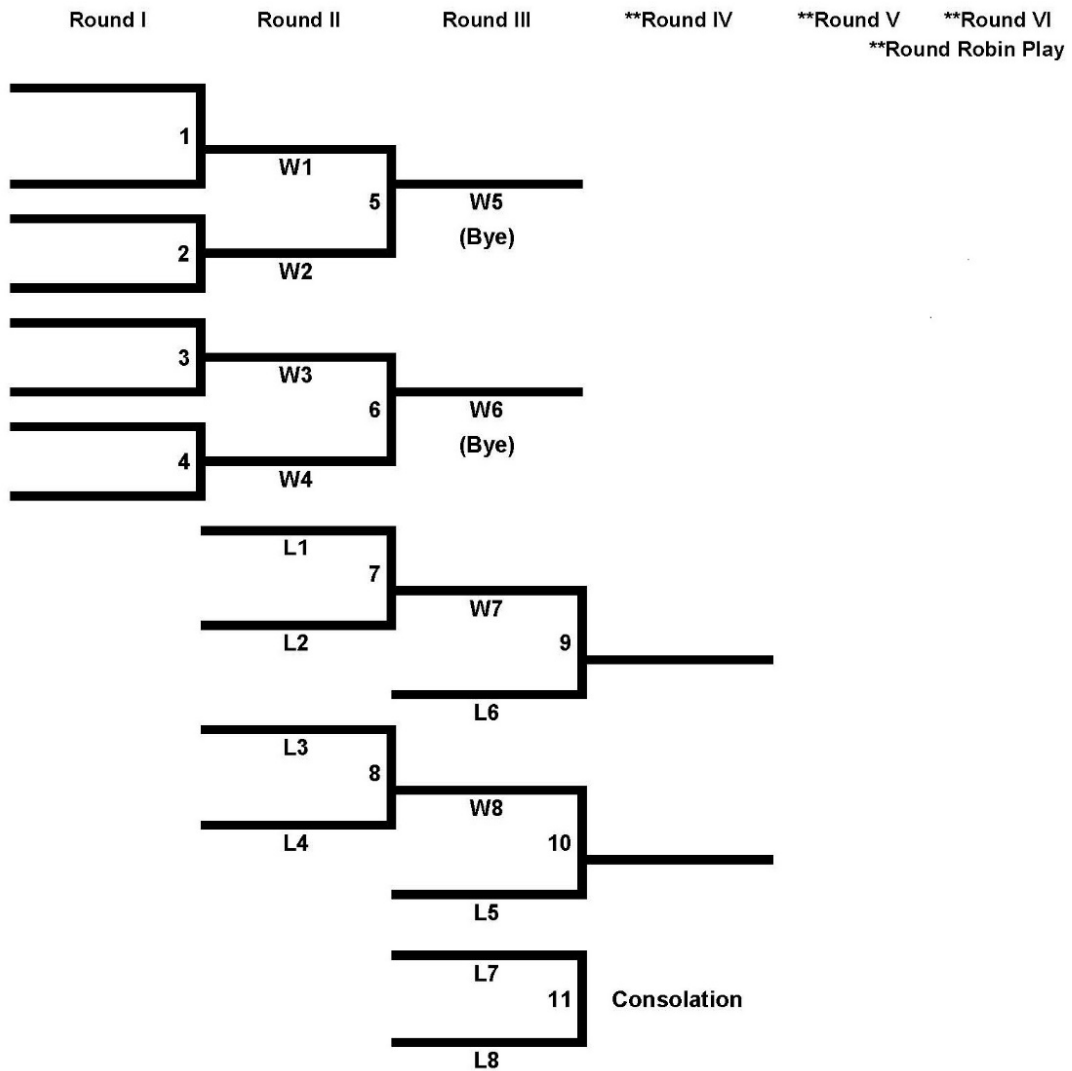
DOUBLE ELIMINATION – 8 TEAMS GAME SCHEDULE		
	Room A	Room B
Round I	1 3	2 4
Round II	5 7	6 8
Round III	9 11	10 11 B (consolation)*
Round IV	13	
Round V	16	
Round VI	17	
Round VII (if needed)**	18	

*Consolation game so every team plays 3 matches.

**If team from bottom bracket wins, top bracket team would have only one loss. Another game must be played to give one team two losses.



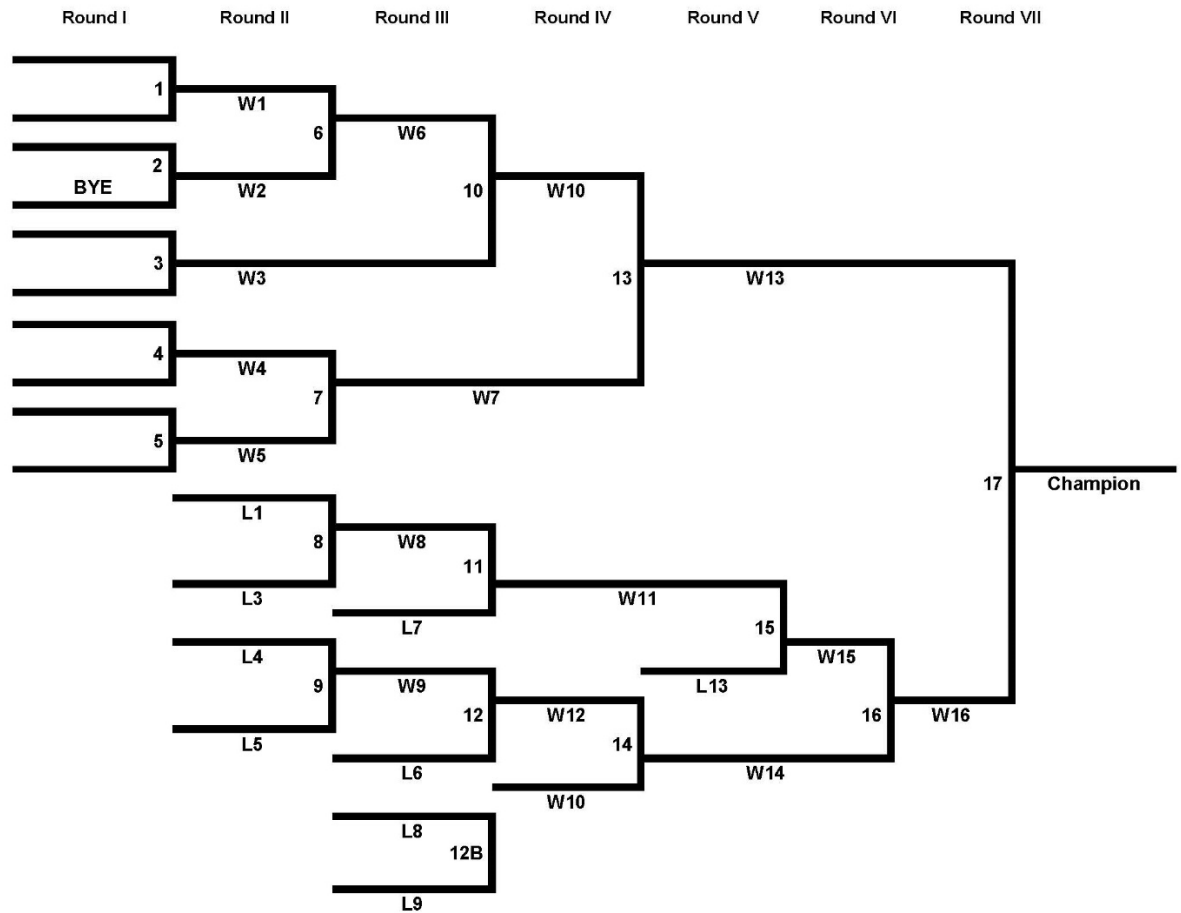
DOUBLE ELIMINATION / ROUND ROBIN – 8 TEAMS GAME SCHEDULE		
	Room A	Room B
Round I	1 3	2 4
Round II	5 7	6 8
Round III	9 11*	10
Round IV	W-5 W-6	W-9 W-10
Round V	W-5 W-9	W-6 W-10
Round VI	W-5 W-10	W-9 W-6



DOUBLE ELIMINATION – 9 TEAMS GAME SCHEDULE		
	Room A	Room B
Round I	1 4	3 5
Round II	6 8	7 9
Round III	10 12	11 12 B*
Round IV	13	14
Round V		15
Round VI	16	
Round VII	17	
Round VIII (if needed)**		

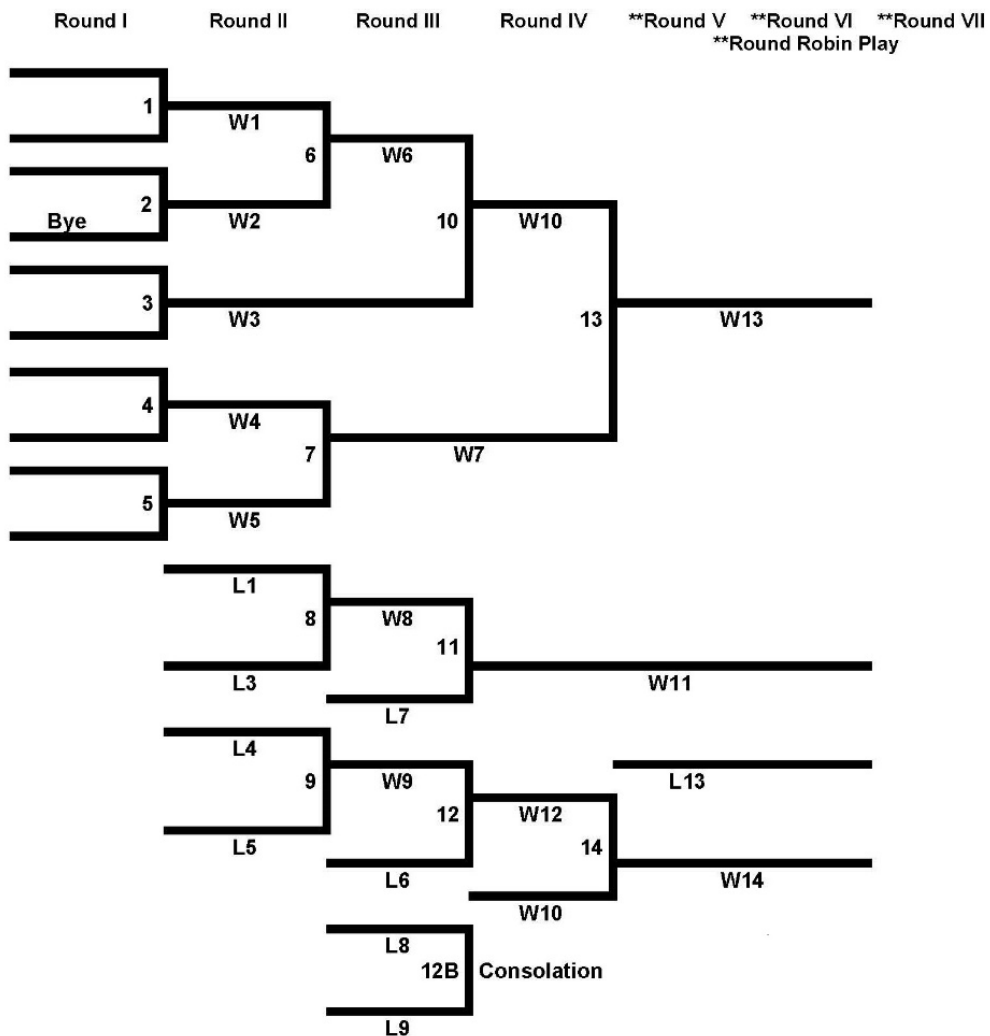
*Consolation game so every team plays 3 matches.

**If team from bottom bracket wins, top bracket team would have only one loss. Another game must be played to give one team two losses.

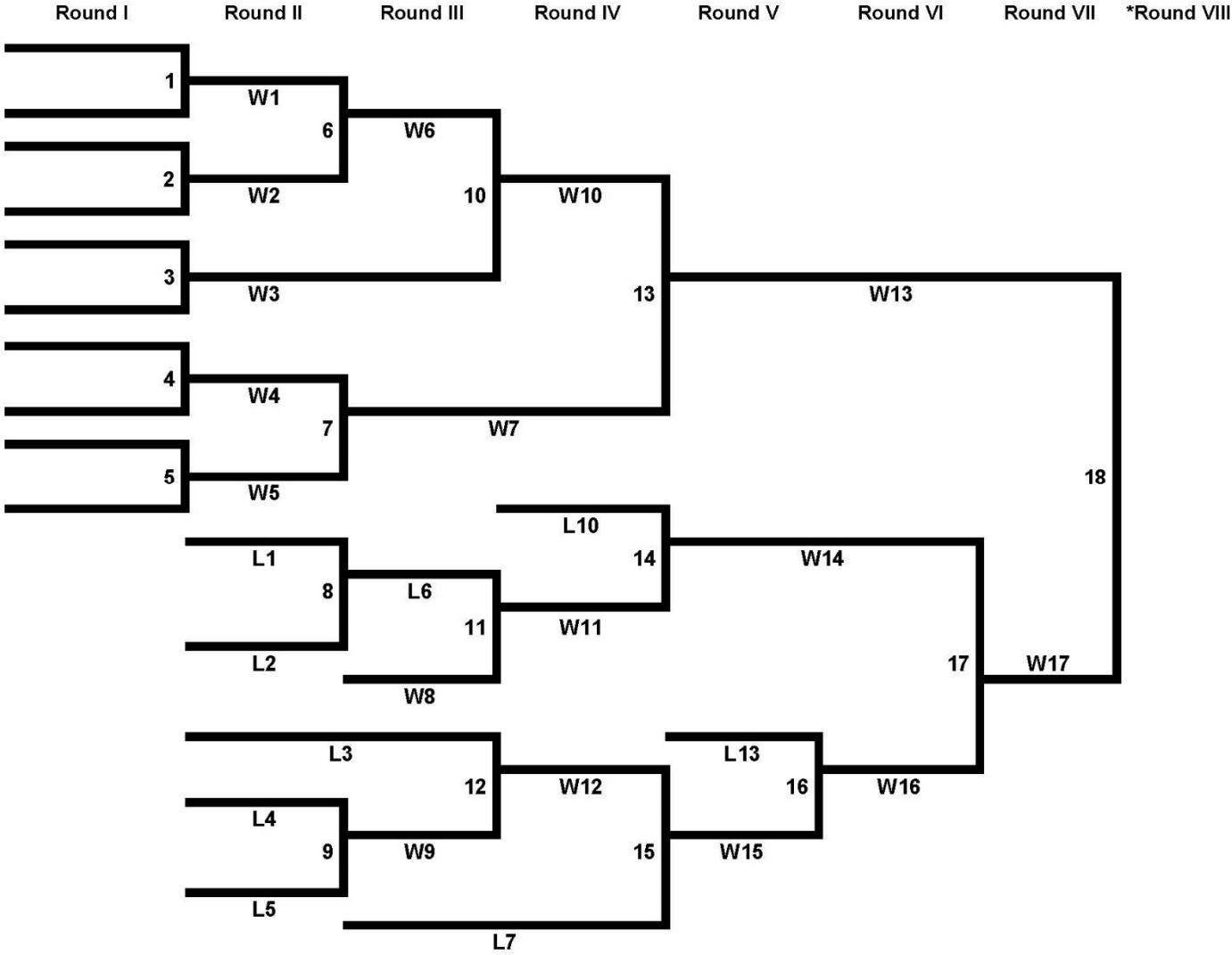


DOUBLE ELIMINATION / ROUND ROBIN – 9 TEAMS GAME SCHEDULE		
	Room A	Room B
Round I	1 4	3 5
Round II	6 8	7 9
Round III	10 12	11 12b*
Round IV	13	14
Round V	W-13 W-11	L-13 W-14
Round VI	W-13 L-13	W-14 W-11
Round VII	W-13 W-14	W-11 L-13

*Consolation game so every team plays three matches.

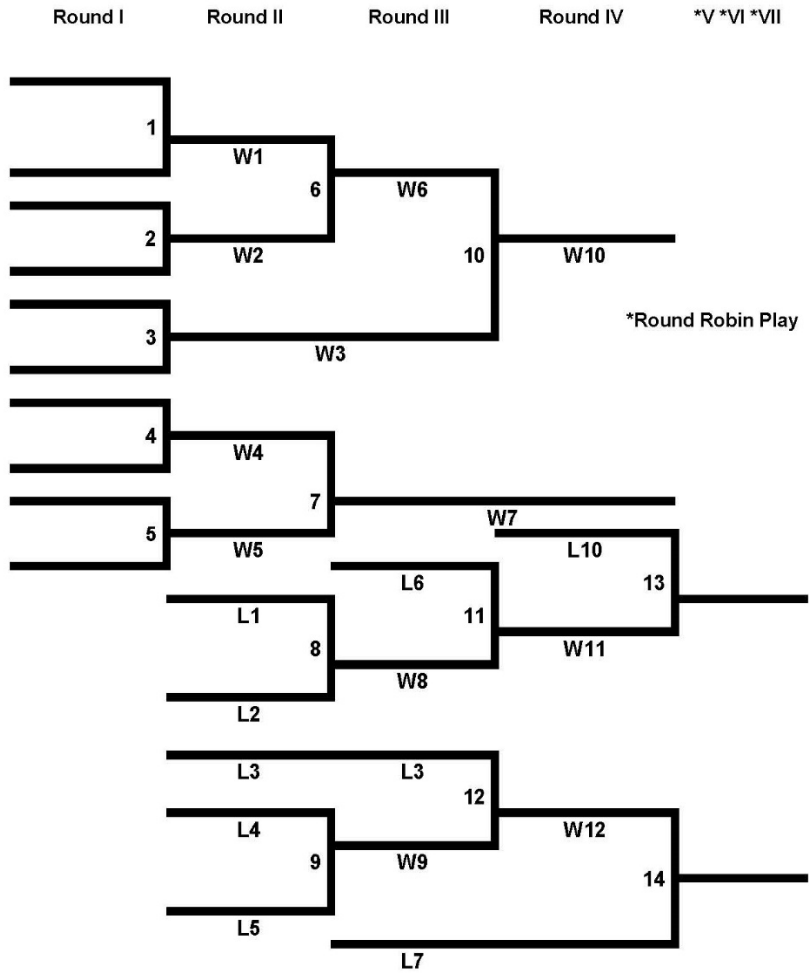


DOUBLE ELIMINATION – 10 TEAMS GAME SCHEDULE			
	Room A	Room B	Room C
Round I	1 4	2 5	3
Round II	7	8	6 9
Round III	10	11	12
Round IV	13	14	15
Round V	16	Consolation game	Consolation game
Round VI	17		
Round VII	18		

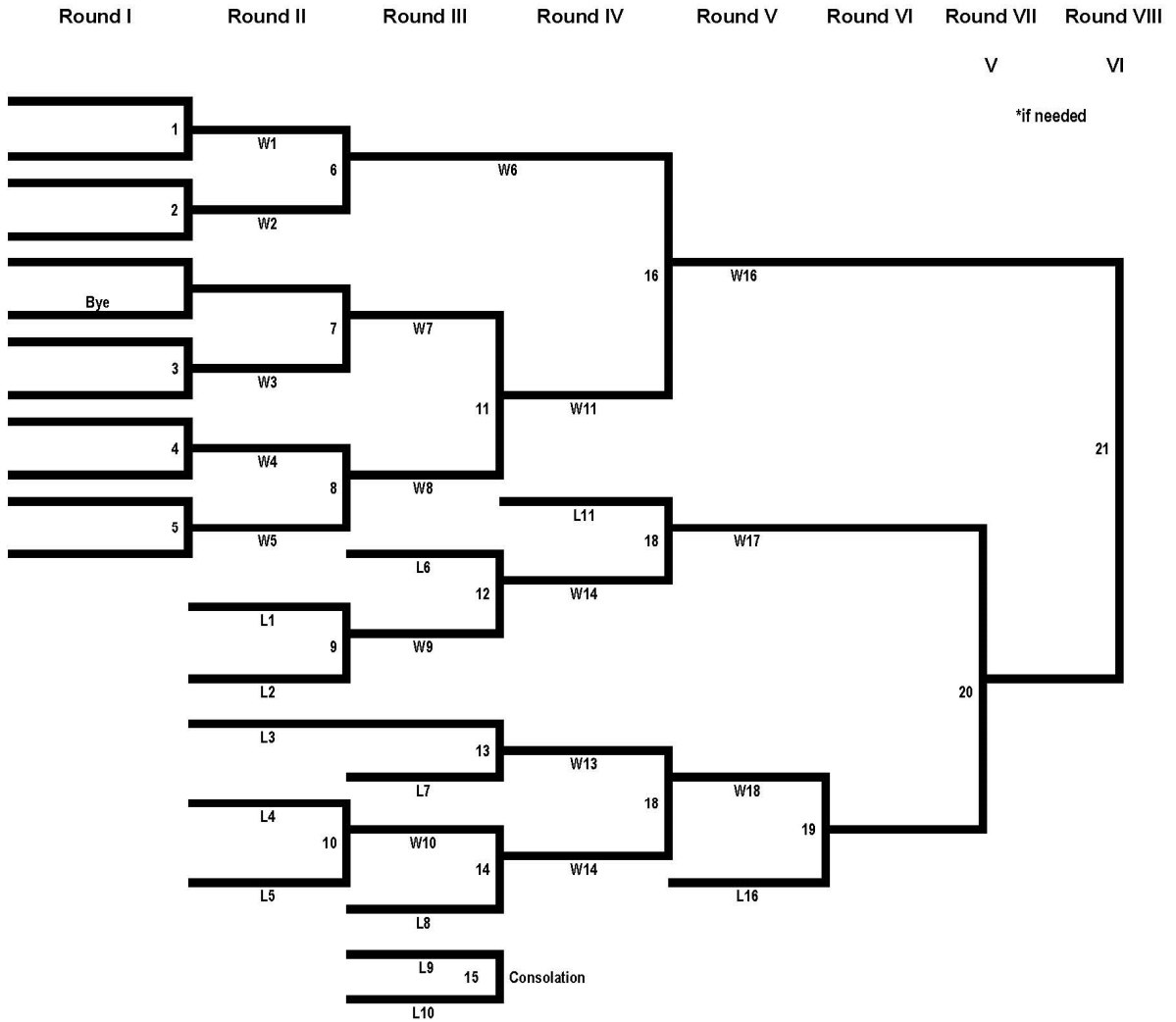


*if needed

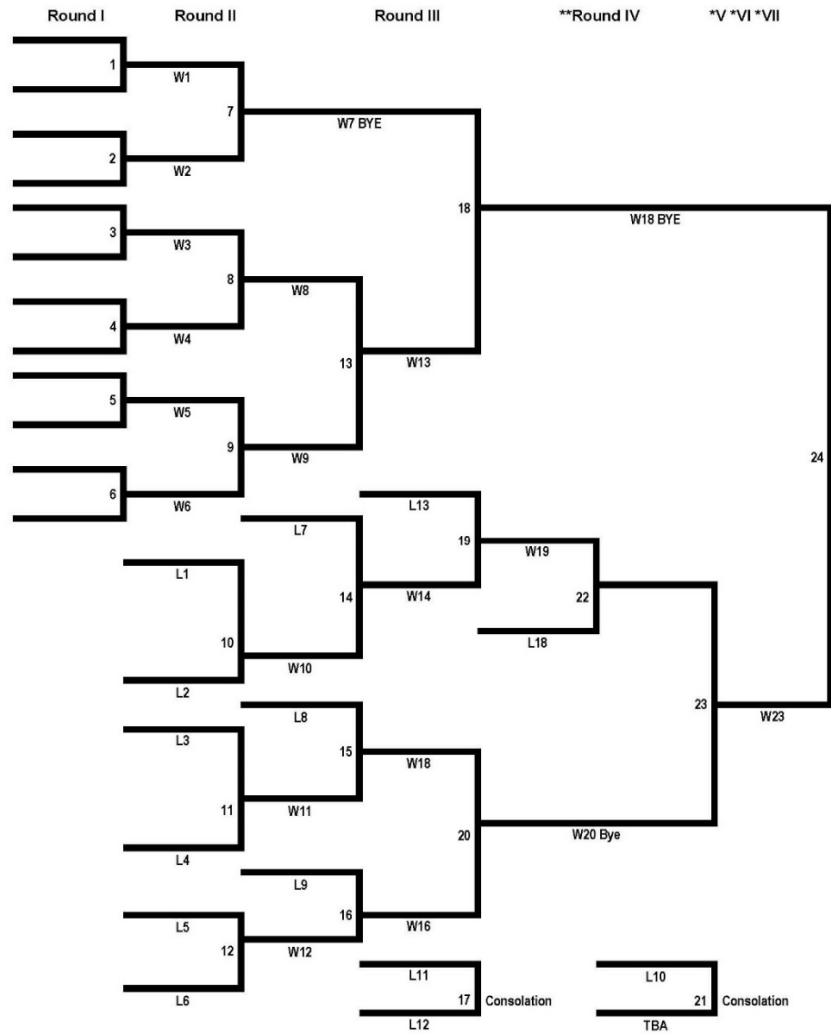
DOUBLE ELIMINATION / ROUND ROBIN – 10 TEAMS GAME SCHEDULE			
	Room A	Room B	Room C
Round I	1 4	2 5	3
Round II	7	8	6 9
Round III	10	11	12
Round IV		13	14
Round V	W-10 W-7	W-13 W-14	*Consolation games as needed
Round VI	W-10 W-13	W-7 W-14	
Round VII*	W-10 W-14	W-13 L-7	



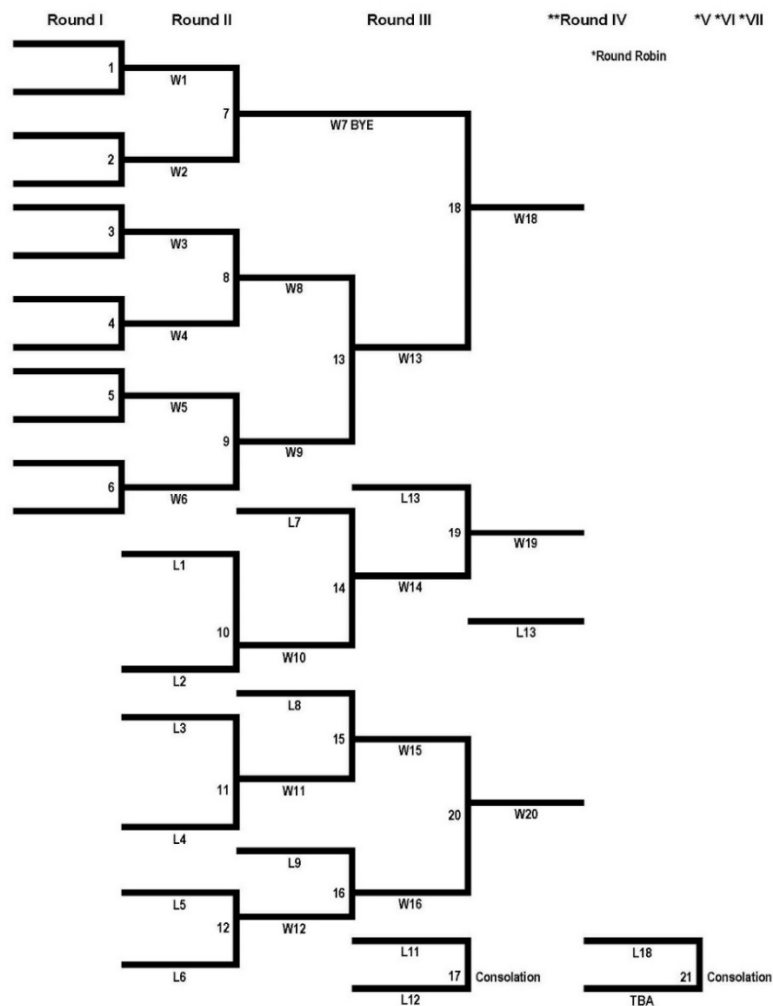
DOUBLE ELIMINATION – 11 TEAMS GAME SCHEDULE			
	Room A	Room B	Room C
Round I	1 4	2 5	3
Round II	7 10	8	6 9
Round III	11 14	12 15	13
Round IV	16	17	18
Round V	19	W13 W14	
Round VI	20	W7 W14	
Round VII*	21	W13 L7	



DOUBLE ELIMINATION/ – 12 TEAMS GAME SCHEDULE			
	Room A	Room B	Room C
Round I	1 4	2 5	3 6
Round II	7 10	8 11	9 12
Round III	13 16	14 17*	15
Round IV	19	20	18 *21
Round V	22	W18	
Round VI	23	W17	
Round VII	24	W18	
Round VIII	25 (if needed)	*Consolidation Game	



DOUBLE ELIMINATION/ROUND ROBIN – 12 TEAMS GAME SCHEDULE			
	Room A	Room B	Room C
Round I	1 4	2 5	3 6
Round II	7 10	8 11	9 12
Round III	13 16	14 17**Consolidation Game	15
Round IV	19	20	18
Round V	W18 W19	L18 W20	
Round VI*	W18 L18	W19 W20	
Round VII*	W18 W20	W19 L18	



III - NYS 4-H HIPPOLOGY CONTEST Rules and Regulations

****Note: National Rule changes will be automatically reflected in New York State 4-H educational event rules in following years and highlighted in green****

The primary objective of the NYS 4-H Hippology Contest is to provide an opportunity for youth participating in 4-H to demonstrate their knowledge of and reasoning ability in equine science and management in a friendly and fair competitive setting. Enrollment in a NYS 4-H Horse Project is recommended but not required. This contest is meant to be a rewarding and educational experience.

Dress Code: Safe, neat clothing appropriate for the event and weather conditions is expected. Contestants may be judging live horses and should wear appropriate footwear (close-toed shoes).

What to Bring: Contestants should bring at least two pencils and a clipboard and may bring snacks and drinks to the contest.

Use of Electronic Devices: The use of electronic devices is prohibited during the contest and sportsmanlike conduct is expected of all contestants, coaches, and parents.

I. Selection of Teams, Contestants and Eligibility

A. Regional Contests

1. Regions may select their teams in any manner deemed appropriate by the majority of the counties within the region.
2. Regions are encouraged to allow as many youth as possible to participate in regional competitions. Teams should consist of 3-4 members. Teams of one (1) or two (2) individuals may compete but will only be considered for individual awards and may be combined with other teams.
3. **Divisions:**
 - a. **Senior Division** - Senior contestants must be 14 years of age but not yet 19 years of age before January 1 of the current calendar year and must never have been a member of an official Hippology team representing New York in an out-of-state contest.
 - b. **Junior Division** - Junior contestants must not have had their 14th birthday prior to January 1 of the current calendar year. **Please note:** For state events, a junior youth must have reached their 9th birthday prior to January 1 of the current year.

c. **Novice Division** - Regional novice contestants must not have reached their 14th birthday prior to January 1 of the current calendar year and must never have participated in a Hippology contest at the Regional level, except that youth 10 years and old and younger may compete for a maximum of 2 years. A novice division is not offered at the State Contest.

4. It is recommended but not required that all contestants must be enrolled in a 4-H horse project.

B. **State Contest**

1. Only those contestants who participated in regional contests are eligible for the state contest.

2. The State Contest will consist of Junior and Senior Divisions.

a. **Senior Division:** Senior contestants must be 14 years of age but not yet 19 years of age before January 1 of the current calendar year and must never have been a member of an official Hippology team representing NYS in an out-of-state contest.

b. **Junior Division:** Junior contestants must not have had their 14th birthday prior to January 1 of the current calendar year.

3. Each region may send four (4) Junior and four (4) Senior teams to the state contest. If a region decided to split into an A & B, each may send two (2) Junior and two (2) Senior teams. Regions will be responsible for the selection of their teams.

4. Teams must consist of three (3) or four (4) members to qualify for team awards at the State Competition. Teams with one (1) or two (2) individuals may compete but will only be considered for individual awards (including National Contest Participation) and may be combined with other teams at the discretion of contest officials.

5. Members of the team representing New York in out-of-state competition will become ineligible for further Hippology competition.

6. **Event Registration**

Team preregistration is required. Registration must be completed online by CCE County Educator or staff only by the deadline indicated.
at:

<https://cals.cornell.edu/nys-4-h-animal-science-programs/state-events/contests/hippology>

****CONTEST DAY HELPERS:** When entering, each team is to designate one adult volunteer or educator as a contest day helper. This individual will be recruited during orientation on the day of the event to help with scoring, room running, etc.

C. **National Contest and Team Selection:**

1. Four (4) high-placing Senior individual contestants will be invited to represent NYS in the National 4-H Hippology Contest based on rank, availability for the contest, and confirmed eligibility.
2. The National Contest is usually the first weekend in November and takes place in Kentucky. The NYS 4-H Horse Program National teams travel together on a four-day bus trip to the contest and for horse-related tours in the area. Contestants choosing to participate in the National Contest will be asked to cover a portion of the cost of the trip. Senior contestants should come to the contest prepared to decide if they will participate in the national contest if they receive a top placing.

II. **Contest Procedures**

A. **Examination Phase** (approximately 200 points) This phase of the contest will include:

1. A written exam consisting of multiple choice and/or matching questions.
2. A slide exam with photos that may include, among other topics, questions regarding breeds, health conditions, conformation faults, color, color patterns, activities, proper appointments, and anatomy including external points, skeleton, internal organs, gastrointestinal tract, reproductive organs, foot, and limbs.

B. **Station Phase** (approximately 200 points) This phase will consist of a series of stations at which contestants will respond to the requirements of the station. Stations may be interactive (oral questions and answers) or reactive (written answers and questions). Examples of stations include but are not limited to:

1. Identification of:
 - a. Types of saddles (actual or pictured) and parts of saddles
 - b. Tack, bits, bridles, horseshoes, and parts of shoes
 - c. Tools and Equipment and assembly of specific parts of various pieces of equipment
 - d. Grains and forages including various forms and methods of preparation
 - e. Internal and external parasites including actual examples, pictures, life cycles, and effects on the horse
 - f. Blemishes and unsoundnesses

- g. Aging equines based on teeth
 - h. Breeds, colors and markings
 - 2. Assessment of a horse's health based on measures including but not limited to temperature, pulse, respiration, hydration, and anemia.
 - 3. Measurements including, but not limited to height, shoe size, girth collar size, gullet width and seat length of saddle.
- C. **Judging Phase** (approximately 200 points) Contestants will place at least four (1) conformation or performance classes. Every effort will be made to use live horses, but pictorial or video classes may be used. A list of potential breeds and classes to be judged can be found in this rulebook, Section V- NYS 4-H Horse Judging Contest.
- D. **Team Problems** (approximately 200 points) Teams in a division (Junior or Senior) will be presented with the same problems. Each team will have 10 minutes to discuss the problem, immediately after which they will be given 7 minutes to present an oral solution to the problem and 3 minutes to answer questions.
 - 1. Examples of team problem topics may include but are not limited to:
 - a. Balancing a horse's ration
 - b. Farm management for specific (breeding, training, boarding, nursery, lay-up) horse operations and considerations for the establishment of a new horse facility
 - c. Recommendations for selecting, locating, and purchasing horses for specific purposes
 - d. Causes, management of, and corrections for behavior problems
 - e. Training and conditioning programs – equipment, schedules, methods, nutrition, problem avoidance
 - f. Breeding and/or leasing contracts – specific clauses for liability, insurance, payments, care, termination, transport, etc.
 - g. Teaching lessons in horse management to a group of 9-11 year old beginner riders
 - h. Explanation of use or assembly of equipment. Demonstration of skill or ability to use specific equipment
 - i. Oral reasons based on a class from the Judging section of the contest. If included, this problem will be announced at the beginning of the contest and contestants will be allowed to take notes.
 - 2. Evaluation will be based on apparent understanding of the problem, practicality and probable success of the solution presented, thoroughness of the response, clarity and logic, style of response, and more importantly, the involvement of all team members in making the response. (See score sheet at the end of the Hippology section).

3. Team problems will generally have no unique solution or single set of established procedures; the solution must be a true team effort. A suggested approach is to have each team member state facts in response to a facet of the problem and to remark after another team member's presentation if they can contribute additional knowledge. Responses should include "how" and "why" with special attention given to the rationale leading to the responses given.
4. To prepare the solutions, a standard outline should be used to keep the main points and supporting material in proper sequence and designate which team member(s) should start or finish according to the strengths of each individual in reference to the problem presented.
5. Sources of material may include the individual's own experience as well as recommended reference material.
6. A summary or conclusion should briefly restate some of the major points made during the presentation.
7. The judge may ask questions of any or all team members to clarify the presentation.
8. Discrete use of notes during the presentation will not be penalized.
9. Team problem scores will not be included in determining the rank of individuals in the contest but will be added to the team scores of the other three phases to determine overall team standing.

III. Reference Material

- A. **[ILLUSTRATED DICTIONARY OF EQUINE TERMS](#)**, New Horizons Education Center, Inc., Alpine Publications, PO Box 7027, Loveland, CO 80537. Available on [Amazon](#). **NEWHOR**
- B. **[HORSE INDUSTRY HANDBOOK \(9th Edition\)](#)**, by the [American Youth Horse Council](#), 1 Gainer Rd, McDonald, NM 88262. Available at <https://www.ayhc.com/product-page/horse-industry-handbook-9th-edition> **AYHC**
- C. **[FEEDING AND CARE OF THE HORSE \(2nd Edition\)](#)**, by **Lon D. Lewis**. Blackwell Publishing (2005). Available on [Amazon](#). **LEWIS 2nd**
- D. **[THE COLORING ATLAS OF HORSE ANATOMY](#)**, by **Robert A. Kainer & Thomas O. McCracken**. Alpine Publications, Inc., PO Box 7027, Loveland, CO 80537. Available on [Amazon](#). **KAINER & MCCRAC**
- E. **[HORSE SMARTS: AN EQUINE REFERENCE & YOUTH ACTIVITY GUIDE](#)**, by the [American Youth Horse Council](#) (AYHC), 1 Gainer Rd, McDonald, NM 88262. Available at <https://www.ayhc.com/product-page/horse-smarts>. **AYHC**

- F. **New in 2023- The Horse Third Edition by J Warren Evans Available on Amazon. Evans**

Supplemental References:

EQUINE SCIENCE, by **Jean T. Griffiths**, Equine Network /Source Interlink Media. 2008. (GRIFFITHS) * **Not a resource for the Eastern National 4-H Round-up**

Dover Saddlery – Apparel, tack and horse care items, for the English rider – to download the current catalog or to request a free catalog, click the following link:
<https://www.doversaddlery.com/catalogrequest.aspx>

Smith Brothers – Apparel, tack and horse care items, for the Western rider – to request free catalog send an email to sales@smithbrothers.com.

Schneider Saddlery – Apparel, tack and horse care items for the Western and the English rider. To request invoice, visit <https://www.sstack.com/contactus.aspx>.

Other: Grains, forages, and feed preparations used in this contest will be representatives of feeds utilized in horse rations.

IV. Scoring

- A. The Hippology Contest will now require a four (4) person team. All four (4) **team scores will count for the team phase. If a team of three (3) competes, scores of zero (0) will be used for the fourth individual. No scores will be dropped.**
- B. If a team consists of only one (1) or two (2) members, they will be considered for all individual placing awards but will not be eligible for any team awards.

Short teams may be combined for the contest at the discretion of contest officials.

C. Tie-breaking

1. All ties, individual and team, will be broken using the following sequence:
 - Examination scores
 - Station scores
 - Judging scores
2. Ties within a phase are to be broken using the overall score first and then the same sequence as above. If further tie- breaking is needed, the scores at each station, in order starting from the first station, may be used.

V. State Contest Awards

- A. Rosettes will be given to the ten (10) high individuals and to members of five (2) high teams (5 each for Junior and Senior).

B. Scores will be posted at the conclusion of the contest.

VI. Contest Policy

- A. No source of information is infallible. Answers may be given to questions which are not in agreement with recommended sources or reflect conflicting information between sources. Any queries or complaints should be submitted in writing to the chairperson of the contest by the coach of the individual or team making the inquiry. Spectators, parents, and visitors may not protest verbally or in writing to the chair but should direct their actions to the coach or agent of their respective county or region.
- B. Unseemly behavior, unsportsmanlike conduct, or any actions which are generally accepted as detrimental to the contest may subject 4-H competitors, parents, and/or coaches to dismissal from the area of the contest. Dismissal decisions are at the discretion of the contest chair and county 4-H educators in attendance.
- C. Unless assisting in the contest, coaches and parents must not remain in the immediate area surrounding the contest proceedings. Every effort will be made to allow viewing of the contest but in some instances this may not be possible. Viewing of contest materials will be allowed once the contest is completed.
- D. Contest materials may be returned at the discretion of contest officials.

NYS 4-H HORSE COMMUNICATIONS CONTESTS

Public Speaking, Individual and Team Presentations

Rules and Regulations

****NOTE: National rule changes will be automatically reflected in New York State 4-H educational event rules in following year. ****

Dress Code: Clean, neat clothing, appropriate for the event and weather conditions will be expected. Remember, contestants are representing 4-H, Cornell, and their county and region. Shirt must have sleeves and cover midriff. No inappropriate language on clothing. Skirts and shorts must be longer than the individual's fingertips when their hands are at their sides.

I. Eligibility

A. Teams to compete in regional contests may be selected by any means agreeable to the majority of counties within that region. Regions are encouraged to allow as many youth as possible to participate in regional competitions. Regions are advised to follow state rules but may alter to fit their needs. All teams competing in state and national contests must conform to state and national rules.

1. **Seniors:** Senior contestants must be at least 14 years of age but not yet 19 years of age by January 1 of the current calendar year.
2. **Juniors:** Junior contestants must not have achieved their 14th birthday prior to January 1 of the current year.

Please note: For State events, a junior youth must have reached their 9th birthday prior to January 1 of the current calendar year.

3. **Novice** (Please note this division is optional. There is no Novice Division at the New York State Horse Communications Contest. Therefore, the following are only suggested guidelines. Every region can coordinate this division to fit their regional needs and create their own guidance.): Contestants must not have achieved their 14th birthday prior to January 1 of the current calendar year **and** must never have participated in a Communications contest at the regional level. At the discretion of the region, exceptions may be made to allow contestants who are 9 years of age or less to compete.

- B. **Age** - Contestants must be at least nine (9) years of age before January 1 of the current year but not have been nineteen (19) prior to January 1 of the current year. To be eligible for selection as a member of a state team, a contestant must be at least fourteen (14) years of age before January 1 of the current year.
- C. **Project Enrollment** - Contestants must be enrolled in the 4-H horse project in accordance with county limitations.
- D. No contestants may compete at any level in the same specific event in which they have previously competed in an official 4-H contest of national character and in the same species.
 - 1. No member of a presentation team which competed in an official national contest may compete in team events even with a new partner but are eligible to compete in individual events.
 - 2. Individual presenters and public speakers who have competed in official national 4-H competition may not compete in the same specific individual event but are eligible to compete in the alternate individual event and in team competition.
- E. Each contestant must have been officially designated as a contestant by the Cooperative Extension Educator, 4-H, of his/her county, and must be officially designated by the chairperson of the Regional 4-H Horse Educational Committee (HEC).
- F. Contestants must not have participated in any post-secondary (university, college, junior college or technical school) competitive individual presentation/ demonstration, team presentation/demonstration or public speaking contests.
- G. Opportunities to represent New York in one of the National 4-H Horse Roundup competitions will be offered to participants in the State Contest based on their placing in the contest and their availability for travel and additional training.
- H. Contestants may participate in only one state-wide 4-H Horse Communications event (Public Speaking or Team Presentation or Individual Presentation) in a given year.

II. Entry Procedures

- A. Each region may enter the following number of youths in the State Contest:

	<u>Senior</u>	<u>Junior</u>
Individual Presentations	4	4
Team Presentations	4	4
Public Speakers	4	4

- B. Registration is required. Only CCE County Educator or staff will be able to register youth via the CCE Event Registration for Programs portal. Registration for this event is online only. Register youth for Individual Presentations and Public Speaking [here](#). For Team Presentation, register youth [here](#).

- C. **EVENT SCHEDULE:** Individual schedules will be emailed to the youth and CCE Educators approximately 1 week prior to the event. Any special time requests must be made at the time of registration, and will be considered on a first-come, first-serve basis. Every effort will be made to grant special requests but are not guaranteed.

- D. Contestants are expected to check in with the division chairperson 30 minutes before their scheduled time. Failure to be ready to present at the scheduled time will result in elimination.

III. Scoring/Awards

- A. In each division of the contest, three (3) judges will independently evaluate each presentation. Copies of the scoring sheets will be made available upon request, to help in preparing the presentation.
- B. Rosettes will be presented to:
1. high ten (10) Senior Individual Presenters
 2. high five (5) Senior Team Presenters
 3. high five (5) Senior Public Speakers
 4. high ten (10) Junior Individual Presenters
 5. high five (5) Junior Team Presenters
 6. high five (5) Junior Public Speakers
- C. Score sheets at the State event will be made available the day of the event. If youth are not present during results, sheets will be mailed to the county to be given to the youth.

IV. Divisions

PLEASE NOTE: The same communications presentation may not be repeated in the same division in subsequent years, at the State level. There must be a legitimate attempt to change the subject matter, content, title, etc.

Introductions: Introductions should include the presenter(s) name and the title of the presentation. Other brief information may be included at the discretion of the presenter; please keep information pertinent to the presentation. The introduction will be counted in the total time of the presentation.

A. Technology

1. Computer generated, integrated, and highly technical forms of presentations (i.e.: PowerPoint) will be allowed in 4-H Horse Communications Events.
2. When doing a PowerPoint presentation, everything must be designed, developed, and produced by the contestant, just like a contestant would do if making standard posters and props.
3. Although a contestant may be “tied” to the computer during the presentation to progress through the slides, reading off the computer screen is just like using notes, and will be judged as such.
4. The contestant is responsible for bringing, setting up and using the computer, projection unit, and other necessary equipment. Presenters should also bring a copy of their presentation downloaded to a thumb drive. Classrooms within Cornell vary, and some may need computer/projector to be set up, while others will have both available and just need a thumb drive. Regardless, it is a good idea to bring a backup of your presentation in case of a technology failure.
5. If pictures and information are taken directly from another source (online or otherwise), it is necessary, as with traditional presentations, to cite where the information was acquired so that the judges are aware. Examples of citations can include placing the webpage below the picture in a small font, a slide of "pictures were taken from" listing the webpages as part of the sources, or any other means that lets the audience know that the youth did not create the picture used. When listing the webpage, it may be wise to list the homepage (ex. www.horsepictures.com) or use bitly to shorten the website url.

B. General Rules

1. Speeches and presentations should be original and constructed and delivered by 4-H'ers. Any form of plagiarism is strictly prohibited. Plagiarism can include but is not limited to: copying parts of a speech or presentation previously presented by another youth or individual; using text, phrases, photos or diagrams from an article, video, book, movie or other published work without giving credit to the author. Competitor's resource citation should be specific, accurate and honest. If contest officials confirm plagiarism, the contestant will automatically be disqualified, with a notation on the scorecard to reflect such infraction. If another contestant, coach, or parent can provide proof of plagiarism, they must present their findings, prior to the awards ceremony to the communications chair.
2. Contestants may not have participated in an official, post-secondary (university, college, junior college or technical school) Hippology, Horse Bowl, or Horse Judging contest. A post-secondary contest is defined here as an event open to more than one educational institution in which scores are kept and awards are offered.
3. Three judges will be used and judges will score each entry independently and assign scores. After all presentations are presented and scores are tabulated, judges may confer and discuss evaluations. Each judge assigns his or her final scores and then cumulative final scores are tabulated to determine the final placings. Contest superintendents may review and check tabulation of scores for mathematical accuracy.

C. Individual Presentations - Senior and Junior

1. This is an individual event.
2. The subject must pertain to the horse industry. Presentations not appropriately related to the horse industry can be disqualified at the discretion of the judges.
3. The presentation may be a demonstration or illustrated talk. All references to the term "presentation" in these rules include either demonstration or illustrated talk. A demonstration is defined as a presentation of a step-by-step procedure with an end product or result. An illustrated talk is defined as a presentation of an idea or topic that uses visual aids to convey the message.

Both presentation forms are acceptable and will be evaluated equally, although the delivery methods are different as defined above. Both should utilize visual aids to help convey the major points of the presentation and more than one type of visual aid is preferable. Visual aids may include but are not limited to handouts, posters, props, videos, slides, and computer-generated media (PowerPoint, websites, etc.). No live animals or people may be used.

4. Contestants may use notes. However, excessive use of notes may be counted against the contestant. This will be at the discretion of the judge(s).
5. Presenters must supply all their own equipment including their own computer, projector, extension cord, etc. and bring a backup of their presentation on a thumb drive if using digital presentation software such as power point. They should bring their own easel if using posters. A table will be provided. Once an individual has started their presentation, they may not receive assistance from any coach, parent, educator, audience member, or other person, which includes, but is not limited to, the stroking of any key on a computer or other audio-visual device. The penalty for violating this rule is disqualification.
6. Creative audio-visual aids may be used, but the contestant must be involved in making or designing them.
7. During the contest, the contestants may introduce themselves by name, region and presentation topic.
8. Presentation should be 9-12 minutes in length. Three points will be deducted from the total score on each judge's score sheet for every minute (or fraction of minutes) under 9 minutes or over 12 minutes.
9. Contestants should cite their own major references after the conclusion of their presentation. This will not be counted in the allotted time.
10. Only the judge(s) may ask questions of the contestant in the contest. Question time will not be counted in the allotted time. Contestants should repeat the question then answer it.
11. Ties will be broken first by the judge's accumulated delivery score, second by the judge's accumulated organization score and third on content and accuracy score.

12. Contestants may use video recorders to tape their own presentations. It is the responsibility of the coach to provide all necessary recording equipment.

D. Team Presentations - Senior and Junior

1. This is a team event where both participants should have an equal role in the presentation. A team consists of two members (2 Juniors or 2 Seniors - no mixed ages).
2. The subject must pertain to the horse industry. Presentations not appropriately related to the horse industry can be disqualified at the discretion of the judges.
3. The presentation may be a demonstration or illustrated talk. All references to the term "presentation" in these rules include either demonstration or illustrated talk. A demonstration is defined as a presentation of a step-by-step procedure with a product or result. An illustrated talk is defined as a presentation of an idea or topic that uses visual aids to convey the message.

Both presentation forms are acceptable and will be evaluated equally, although the delivery methods are different as defined above. Both should utilize visual aids to help convey the major points of the presentation and more than one type of visual aid is preferable. Visual aids may include but are not limited to handouts, posters, props, videos, slides, and computer-generated media (PowerPoint, websites, etc.). No live animals or people may be used.

4. Contestants may use notes. However, excessive use of notes may be counted against the contestants. This will be at the discretion of the judge(s).
5. Presenters must supply all of their own equipment including their own computer, projector, extension cord, etc. and a backup copy of their power point on a thumb drive. Once an individual has started their presentation, they may not receive assistance from any coach, parent, audience member, or other person, which includes, but is not limited to, the stroking of any key on a computer or other audio-visual device. The penalty for violating this rule is disqualification.
6. Creative audio-visual aids may be used, but the contestant must be involved in making or designing them.
7. During the contest, the contestants may introduce themselves by name, region and demonstration topic.

8. Presentations should be 10-15 minutes in length. Three points will be deducted from the total score on each judge's score sheet for every minute (or fraction of a minute) under 10 minutes or over 15 minutes.
9. Contestants should cite their major references after the conclusion of their presentation. This will not be counted in the allotted time.
10. Only the judge(s) may ask questions of the contestant in the contest. Question time will not be counted in the allotted time. Contestants should repeat the question then answer it.
11. Ties will be broken first by the judge's accumulated delivery score, second by the judge's accumulated organization score and third on content and accuracy score.
12. Contestants may use video recorders to tape their presentations. It is the responsibility of the team/coach to provide all necessary recording equipment.

E. Public Speaking - Senior and Junior

1. This is an individual event.
2. Subject must pertain to the horse industry. Speeches not appropriately related to the horse industry can be disqualified at the discretion of the judge(s).
3. No visual aids charts or other equipment may be used.
4. Contestants may use notes. However, excessive use of notes may be counted against the contestant. This will be at the discretion of the judge(s).
5. During the event, the contestants may introduce themselves by name, region and speech topic.
6. Speeches should be 7-10 minutes in length. Three (3) points will be deducted from the total score on each judge's score sheet for every minute (or fraction of a minute) under 7 minutes or over 10 minutes.
7. Contestants should cite their major references after the conclusions of their speech. This time will **not** be counted in the allotted time.

8. Only the judge(s) may ask questions of the contestant in the contest. Question time will **not** be counted in the allotted time. Contestants should repeat the question then answer it.
9. Ties will be broken first by the judge's accumulated delivery score, second by the judge's accumulated organization score, and third on content and accuracy scores.
10. Contestants may use video recorders to tape their own presentations. It is the responsibility of the team coach/team to provide all necessary recording equipment.

V. National Contest and Team Selection

- A. Four (4) senior individuals will be invited to represent New York State in the National 4- H Horse Communications Event at the Eastern National 4-H Horse Roundup in Louisville, Kentucky. They will be selected among the high individuals in the state contest, based on availability for the contest and rank, subject to confirmed eligibility.
 1. Individual Presentation - one (1) 4-H youth
 2. Team Presentation - two (2) 4-H youth
 3. Public Speaking - one (1) 4-H youth
- B. Commitment of qualified participants to be a part of the national NYS 4-H Horse Communications Team must be made prior to the first day of State Fair.
- C. If one or more of the four designated national team members are unable to participate at the national contest, the next highest ranking individual or team will be considered as alternates.

The National Contest is usually the first weekend in November and takes place in Kentucky. The NYS 4-H Horse Program National teams travel together on a four-day bus trip to the contest and for horse-related tours in the area. Contestants choosing to participate in the National Contest will be asked to cover a portion of the cost of the trip. Senior contestants should come to the contest prepared to decide if they will participate in the national contest if they receive a top placing.

____ Jr. ____ Sr.

Region _____

**4-H HORSE COMMUNICATIONS
INDIVIDUAL PRESENTATION**

Name _____ County _____

Total Points _____
Rank _____

Presentation Topic _____

Time Limit: 9-12 minutes; 3 points will be deducted from the total score for every minute (or fraction of a minute) under 9 or over 12 minutes. References are not included in time limit.

A. PRESENTATION FORMAT Points Possible _____ (15)

- Presentation followed a logical order
- Introduction was adequate and drew attention to the topic
- Main discussion was well organized and adequately covered the chosen topic
- Summary was brief and clearly reiterated the key points
- Additional notes:

B. MATERIALS/VISUALS AIDS _____ (15)

- Materials and equipment were carefully selected, neatly arranged and well organized
- Visual aids were of high quality and easily visible
- Content of the visual aids was pertinent to the topic
- Additional notes:

C. KNOWLEDGE OF SUBJECT MATTER _____ (25)

- Facts and information presented were accurate
- High level of preparation was shown as evidence by the amount and depth of information provided about the subject
- Approved practices were presented or used
- Additional notes:

D. DELIVERY _____ (25)

- Presenter was neat and appropriately dressed for the subject of the presentation
- Presenter spoke directly to and looked at the audience and maintained strong eye contact
- Presentation pace was consistent and appropriate (not too fast or slow)
- Presenter displayed enthusiasm while presenting
- Presenter had good voice control and quality
- Words were pronounced correctly and proper word choice was used
- If notes were used, it was done without detracting from the presentation
- Presenter seemed to choose the words at the times they were spoken as opposed to a memorized presentation
- Additional notes:

E. CREDIT AND CONTENT _____ (10)

- Information was obtained from reputable sources
- Credit was given to sources of information if it was appropriate
- Content was appropriately related to the equine industry

F. QUESTIONS _____ (10)

- Presenter handled questions easily and with confidence
- Presenters were thoughtful in responses and thoroughly answered questions correctly
- Presenter response to questions indicated a deeper knowledge and understanding of the topic presented
- Additional notes:

Time _____

Awarded Points _____ (100)

Minus Time Penalty - _____

Total Points _____

Judge's Comments:

____ Jr. ____ Sr.

Region ____

**4-H HORSE COMMUNICATIONS
TEAM PRESENTATION**

Total Points ____
Rank ____

Names _____ County _____

Presentation Topic _____

Time Limit: 10-15 minutes; 3 points will be deducted from the total score for every minute (or fraction of a minute) under 10 or over 15 minutes. References not included in time limit.

A. PRESENTATION FORMAT

Points Possible
(15)

- Presentation followed a logical order
- Introduction was adequate and drew attention to the topic
- Main discussion was well organized and adequately covered the chosen topic
- Summary was brief and clearly reiterated the key points
- Additional notes:

B. MATERIALS/VISUALS AIDS

(15)

- Materials and equipment were carefully selected, neatly arranged and well organized
- Visual aids were of high quality and easily visible
- Content of the visual aids was pertinent to the topic
- Additional notes:

C. KNOWLEDGE OF SUBJECT MATTER

(25)

- Facts and information presented were accurate
- High level of preparation was shown as evidence by the amount and depth of information provided about the subject
- Approved practices were presented or used
- Additional notes:

D. DELIVERY

(25)

- Presenters were neat and appropriately dressed for the subject of the presentation
- Presenters spoke directly to and looked at the audience and maintained strong eye contact
- Presentation pace was consistent and appropriate (not too fast or slow)
- Presenters displayed enthusiasm while presenting
- Presenters had good voice control and quality
- Words were pronounced correctly and proper word choice was used
- If notes were used, it was done without detracting from the presentation
- Presenters seemed to choose the words at the times they were spoken as opposed to a memorized presentation
- Presenters worked together as a team and contributed equally to the presentation
- Additional notes:

E. CREDIT AND CONTENT

(10)

- Information was obtained from reputable sources
- Credit was given to sources of information if it was appropriate
- Content was appropriately related to the equine industry

F. QUESTIONS

(10)

- Presenters handled questions easily and with confidence
- Presenter was thoughtful in responses and thoroughly answered questions correctly
- Presenters' responses to questions indicated a deeper knowledge and understanding of the topic presented
- Additional notes:

Time _____

Awarded Points _____ **(100)**

Minus Time Penalty - _____

Total Points _____

Judge's Comments:

____ Jr. ____ Sr.

Region _____

**4-H HORSE COMMUNICATIONS
PUBLIC SPEAKING**

Name _____ County _____

Total Points _____
Rank _____

Speech Topic _____

Time Limit: 7-10 minutes; 3 points will be deducted from the total score for every minute (or fraction of a minute) under 7 or over 10 minutes. References are not included in time limit.

A. SPEECH FORMAT	Points	Possible
<ul style="list-style-type: none"> <input type="radio"/> Speech followed a logical order <input type="radio"/> Introduction was adequate and drew attention to the topic <input type="radio"/> Main discussion was well organized and adequately covered the chosen topic <input type="radio"/> Summary was brief and clearly reiterated the key points <input type="radio"/> Additional notes: 	_____	(20)

B. KNOWLEDGE OF SUBJECT MATTER	Points	Possible
<ul style="list-style-type: none"> <input type="radio"/> Facts and information presented were accurate <input type="radio"/> High level of preparation was shown as evidenced by amount and depth of information provided about the subject <input type="radio"/> Approved practices were discussed <input type="radio"/> Additional notes: 	_____	(25)

C. DELIVERY	Points	Possible
<ul style="list-style-type: none"> <input type="radio"/> Speaker was neatly and appropriately dressed <input type="radio"/> Speaker spoke directly to and looked at the audience <input type="radio"/> Speech pace was consistent and appropriate (not too fast or slow) <input type="radio"/> Speaker displayed enthusiasm while presenting <input type="radio"/> Speaker had good voice control and quality <input type="radio"/> Words were pronounced correctly and proper word choice was used <input type="radio"/> If notes were used, it was done without detracting from the speech <input type="radio"/> Speaker seemed to choose words at the times they were spoken as opposed to a memorized speech <input type="radio"/> Additional notes: 	_____	(25)

D. CREDIT AND CONTENT	Points	Possible
<ul style="list-style-type: none"> <input type="radio"/> Information was obtained from reputable sources <input type="radio"/> Credit was given to the sources of information if it was appropriate <input type="radio"/> Content was appropriately related to equine industry <input type="radio"/> Additional notes: 	_____	(20)

E. QUESTIONS	Points	Possible
<ul style="list-style-type: none"> <input type="radio"/> Speaker handled questions easily and with confidence <input type="radio"/> Speaker was thoughtful in response and thoroughly answered questions correctly <input type="radio"/> Response to questions indicate a deeper knowledge and understanding of the topic <input type="radio"/> Additional notes: 	_____	(10)

Time _____	Awarded Points	_____	(100)
	Minus Time Penalty	- _____	
	Total Points	_____	

Judge's Comments:

V - NYS 4-H HORSE JUDGING CONTEST

Rules and Regulations

****NOTE: National rule changes will be automatically reflected in New York State 4-H educational event rules in following years. ****

These rules and procedures will be used to govern the conduct of the New York State 4-H Horse Judging Contest. They have been developed by the NYS 4-H Horse Education Committee, specifically for this contest, and will be subject to routine review. It may be necessary to make some last-minute adjustment in the procedures listed, but every effort will be made to maintain the intent of the procedures and the integrity of the contest itself.

Dress Code: A strict dress code will be enforced. Clean, neat clothing, appropriate for the event and weather conditions will be expected. Remember, contestants are representing 4-H, Cornell, and their county and region. Shirt must have sleeves and cover midriff. No inappropriate language on clothing. Skirts and shorts must be longer than the individual's fingertips when their hands are at their sides. Contestants will be judging live horses. Therefore, **NO** open toed shoes will be permitted in the judging ring.

I. Purpose

The primary purpose of this contest is to recognize 4-H horse project members with outstanding knowledge of equine conformation and performance and also with outstanding skill in the presentation of oral explanations of their evaluation of the equines used in the contest. That this contest provides a means for the selection of individuals to represent the state in regional and national competition is of secondary importance.

II. Contest Eligibility

A. Advanced (Junior or Senior team members allowed)

1. **Each county may enter two teams of not more than four (4) 4-H horse** project members. Contestants must be at least nine (9) years of age before January 1 of the current year but not have been nineteen (19) prior to January 1 of the current year.

Please note: For State events, a junior youth must have reached their 9th birthday prior to January 1 of the current calendar year.

2. Each contestant will place all classes and give **four (4)** sets of oral reasons.

3. Team scores will be based on the three (3) contestants of each team who achieve the highest total overall scores.
4. Counties unable to field a full team may:
 - a. register youth who will compete as individuals, or
 - b. counties may combine individuals to have a full team.

PLEASE NOTE: If a county has a full team in a given division, they may not register additional youth in that division to compete on an individual basis. **BUT** they will be allowed to register a maximum of two (2) individuals as part of another county's team. **REMEMBER** that this team will compete under the name of the county needing to field a full team and not as a combined county name. It is up to the counties to find members, the State 4-H office will not do this for you. All deadlines for entry forms apply for combined teams.

5. Only contestants who meet Senior age requirements are eligible for selection to the State 4-H Horse Judging Team, for the National Horse Judging event. To be eligible for selection as a member of a state team, a contestant must be at least fourteen (14) years of age before January 1 of the current year.

B. Junior (Junior team members only)

1. Each county may enter two teams of not more than four (4) 4-H horse project members in this division. Contestants must be at least nine (9) years of age before January 1 of the current year but not have been fourteen (14) prior to January 1 of the current year.
2. Each contestant will place all classes and give two (2) sets of oral reasons.
3. Team scores will be based on the three (3) contestants of each team who achieve the highest total overall scores.
4. Counties unable to field a full team may:
 - a. register youth who will compete as individuals, or
 - b. counties may combine individuals to have a full team.

PLEASE NOTE: If a county has a full team in a given division, they may not register additional youth in that division to compete on an individual basis. **BUT** they will be allowed to register a maximum of two (2) individuals as part of another county's team. **REMEMBER** that this team will compete under the name of the county needing to field

a full team and not as a combined county name. It is up to the counties to find members, the State 4-H office will not do this for you. All deadlines for entry forms apply for combined teams.

C. Novice

1. Each county may enter two teams of not more than four (4) 4-H horse project members in this division. Contestants must be at least nine (9) years of age before January 1 of the current year but not have been fourteen (14) prior to January 1 of the current year **and** none of which have previously competed in a State 4-H Horse Judging Contest. Youth 10 and under may compete as a novice a maximum of 2 years.
2. Each contestant will place all classes but give no oral reasons.
3. Team scores will be based on the three (3) contestants of each team who achieve the highest total overall scores.
4. Counties unable to field a full team may:
 - a. register youth who will compete as individuals, or
 - b. Counties may combine individuals to have a full team.

PLEASE NOTE: If a county has a full team in a given division, they may not register additional youth in that division to compete on an individual basis. **BUT** they will be allowed to register a maximum of two (2) individuals as part of another county's team. **REMEMBER** that this team will compete under the name of the county needing to field a full team and not as a combined county name. It is up to the counties to find members, the State 4-H office will not do this for you. All deadlines for entry forms apply for combined teams.

III. **Event Registration**

- A. **Team preregistration is required. Individuals do not need to be declared. Registration must be completed online by CCE County Educator or staff only by the deadline indicated! Register online at:**

https://apps.cce.cornell.edu/event_registration/main/events_landing.cfm?event=horsejudging-21-2-2_127

- B. ****CONTEST DAY HELPERS:** When entering, each team is to designate one adult volunteer or educator as a contest day helper. We will need help scoring, room running, etc., and will recruit these people to help on the day of the event during the orientation.

IV. Rules

A. Identification

1. Each contestant in each division will be supplied with an identification device (tag or badge) which will contain the identification number of the contestant and the number of the group to which the contestant has been assigned.
2. Identification badges must be worn in plain sight at all times. Failure to do so will result in removal from the contest.
3. No placing cards will be accepted from contestants in the wrong groups.
4. No item of clothing may be worn which will establish the individual identity of the contestant or which will imply a direct or indirect association with a stable, a breed, a club or a county. Hats are prohibited in the judging arena.

B. Scoring

1. All cards will be scored on the 3-cut (3-15 points) system.
2. If a card is not properly filled out with the name or number of the class, the contestant number and the placing, or if the card is illegible, a score of zero (0) will be given to that contestant for that class.
3. Only those cards turned in at the appropriate time to the appropriate group leader will be scored. Late cards will be given zero regardless of the placing.

C. Conduct

1. Each contestant is responsible for the display of the I.D. tag at all times.
2. Each contestant is responsible for the completion of each card and to see that it is turned into the appropriate group leader at the appropriate time.
 - a. In the case of reasons classes, contestants are also responsible for the completion of a second card which will be returned to them by the judge(s) hearing oral reasons.

3. Each contestant is responsible for providing their own pen or pencil. Note cards will be supplied. Contestants may use their own notebooks or clipboards and can bring judging materials to the contest.
4. Following orientation and separation of the contestants into the appropriate groups, there shall be no talking of any kind among the contestants.
 - a. Only one warning will be given; at a second offense or at the first flagrant violation of the honor system, the offending contestant will be removed from the contest.
5. There will be a break following the placing of the morning competition of oral reasons. It is suggested that Advanced/Senior contestants bring lunch and to avail themselves of restroom facilities at that time. Request for permission to use restroom facilities during the placing of classes or during the reasons sessions will be discouraged.
6. All questions by contestants must be directed to the appropriate group leaders only.

D. Awards

1. Advanced - A money premium is provided by the State Fair to help defray team expenses in out-of-state competition and
 - a. A plaque to the members of the high scoring team.
 - b. Rosettes to the ten high scoring individuals in the contest and to the members of the five high scoring teams.
 - c. Oral recognition for the ten high scoring individuals and five high scoring teams in conformation, performance and reasons.
2. Junior
 - a. Rosettes to the ten high scoring individuals in the contest and to the members of the five high scoring teams.
 - b. Oral recognition for the ten high scoring individuals and five high scoring teams in conformation, performance and reasons.
3. Novice
 - a. Rosettes to the ten high scoring individuals in the contest and to the members of the five high scoring teams.
 - b. Oral recognition for the ten high scoring individuals and five high scoring teams in conformation and performance.e.

E. Contest Procedures

1. Advanced entry of contestants in all divisions is required by entry deadline.
2. See the NYS 4-H Horse Judging Contest Memo for the time of registration.
 - a. Coaches will be given a packet for each team.
 - b. Coaches will distribute packet contents among their contestants.
 - c. Contestants will complete I.D. forms and return them to the officials.
3. Orientation and an explanation will be provided.
 - a. Coaches are assigned specific duties.
 - b. Contestants separated into groups and moved to ring.
4. Judging phase
 - a. Two to four (2-4) halter classes are to be placed, allowing 15 minutes to place non-reason classes and 17 minutes for reasons classes, take notes, then 5 minutes to turn in cards and to shift to the next class.

The following breeds may be judged: American Saddle bred, Quarter Horse, Thoroughbred (Hunters), Appaloosa, Arabian, Paint, Pinto, Morgan, Draft Horse Breeds, and possibly by discipline, i.e.: Hunter in Hand class. All halter classes will be judged as sound of limb, eye, wind and mouth.

- b. Four to six (4-6) performance classes are to be placed - groups will be assigned specific areas around the ring and groups must be maintained during the placing of these classes.

The performance classes will be chosen from Western Pleasure, English Pleasure, Hunter Under Saddle, Hunter Hack, Western Riding, Reining, Plantation English Pleasure Walking Horse, Pleasure Driving, Stock Seat, Hunt Seat, Saddle Seat Equitation, and Saddle bred Three-Gaited and Country English Pleasure. Performance horses will be judged as seen (unsoundness to be penalized accordingly). All tack and attire is considered legal.

- c. Contestants are then to return to Pole Barn Arena by groups where oral reasons will be heard.

5. Reasons phase will begin immediately after the judging phase is completed. Two minutes will be allowed to give oral reasons to the judge. Contestants may use notes when judging but are not permitted to use notes while giving oral reasons.

Contestants will have 30-45 minutes to organize reasons prior to giving first set. Contestants should organize all sets during this time since there is no time length guarantee between sets.

- a. **Four sets** of reasons will be given by Advanced/Senior contestants. There will **be four judges** (or pairs of judges). Each judge (or pair) will hear all the reasons for a particular class.
 1. Reasons will be given on at least one conformation class and one performance class.
 - b. Two sets of reasons will be given by Junior contestants - The classes will be announced.
 - c. Reasons judges are to ask no questions.
 - d. After reasons are completed, the contestants are excused from the Pole Barn Arena.
 - e. Spectators, coaches and parents are to remain away from the Pole Barn Arena during the reasons sessions until they are completed.
- F. The exact number and kind of classes to be placed and on which reasons are to be given cannot be predicted.

V. **National Contest and Team Selection**

- A. One team only will be selected to represent New York in a National 4-H Horse Judging contest at the Eastern National 4-H Horse Roundup in Louisville, Kentucky. The National Contest is usually the first weekend in November and takes place in Kentucky. The NYS 4-H Horse Program National teams travel together on a four-day bus trip to the contest and for horse-related tours in the area. Contestants choosing to participate in the National Contest will be asked to cover a portion of the cost of the trip. Senior contestants should come to the contest prepared to decide if they will participate in the national contest if they receive a top placing.
 1. The team will consist of four (4) individuals selected from among the top senior-aged individuals in the Advanced/Senior.

2. It is probable that the highest four eligible individuals in the contest will be invited to participate but final selection will be based on the affirmation of eligibility, availability for additional training, availability to participate in the contest, and the interest of the contestants themselves.
 - a. If for some reason one or more of the high four eligible individuals in the contest cannot or elects not to participate on the State Team, the next highest eligible individual(s) will be invited.
 - b. A contestant declining or unable to participate on the State Team will not lose eligibility to compete in future state contests except as a result of age. The exception will be youth that have committed to represent New York on the State Team and do not fulfill their commitment after the National entry forms are mailed. They will not be eligible to qualify for the State Team in this event again.
 - c. The invited team members will be selected as above and/or if the need arises by the NYS 4-H Horse Education Committee “3- person Executive Committee” for Educational Events which would be:
 1. The NYS 4-H Horse Judging Division Chair
 2. The NYS 4-H Horse Specialist
 3. The 3rd designated member appointed by the NYS 4-H Horse Education Advisory Committee (HEAC) – see HEAC By-laws.

Horse Judging--Oral Reasons Score Card

Contestant Number _____

Class Name _____

PRESENTATION (10)

Grooming
 Posture
 Poise, Confidence
 Eye Contact
 Clear, audible voice
 Grammar
 Points Awarded _____

E 10-9	G 8-6	F 5-3	N 2

ORGANIZATION (10)

Introduction
 Logical Order
 Pairs Used
 Conclusion
 Points Awarded _____

E 10-9	G 8-6	F 5-3	N 2

KNOWLEDGE OF SUBJECT (20)

Major strengths
 Weaknesses
 Important differences
 Points Awarded _____

E 20-16	G 15-11	F 10-6	N 5-1

APPROPRIATE TERMS USED (10)

Descriptive adjectives
 Correct names and parts
 Points Awarded _____

E 10-9	G 8-6	F 5-3	N 2

E = Excellent

G = Good

F = Fair

N = Needs Improvement

Total Score _____ (Max 50 points)

Judge's initials _____

Date _____

Judge's Comments:

