



Cornell University
Cooperative Extension
Oneida County

Oneida County 4-H



Project Record Book



Youth Name: _____

Club: _____

Project Year: _____

The 4-H Emblem is:

A green four-leaf clover with the letter "H" on each leaf is the emblem. Each "H" stands for a part of the pledge -

Head,
Heart,
Hands,
Health



The 4-H Colors Are:

Green and White.

Green symbolizes nature's most common color. White symbolizes purity.

The 4-H Motto is:

"To Make The Best Better"

This motto challenges everyone involved in 4-H to do the very best job they can.

Flag Pledges

The American Flag Pledge:



“I pledge allegiance to the flag of the United States of America, and to the republic for which it stands, one nation under God, indivisible, with liberty and justice for all.”

(When repeating the pledge, your right hand should be placed over your heart, which is on the left side.)

The National 4-H Pledge:



I Pledge:

My Head to clearer thinking



(Right hand point to forehead)

My Heart to Greater loyalty



(Right hand over heart)

My Hands to larger service, and



(Arms slightly bent with palms up)


My Health to better living for my club, my community, my country, and my world.



(Arms at sides)

My name is _____

I am _____ years old.



Is this your first year as a Cloverbud? YES NO

If no, how many years have you been a Cloverbud?

Circle the name of your project:

Arts & Crafts

Clothing and Textiles

Safety

Consumer Education

Electrical Energy

Food & Nutrition

Home Environment

Photography

Wood Science

Performance Arts

Community Service

Leadership

Public Speaking

Conservation and Natural Resources

Entomology

Gardening and Horticulture

How many years have you been doing this
type of project? _____




Draw a picture or attach a photo
of your completed 4-H project .

A large, empty rounded rectangular box with a green border, intended for drawing or attaching a photo of a completed 4-H project.

About my 4-H Project

My 4-H project is :


How long did you work on this project?



These people helped me with the project?

- 1.
- 2.
- 3.
- 4.

Inside the lightbulb
draw a picture or write where you got
the bright idea for this project





Draw or write a list of the supplies
I need to do this project:

Draw a picture or share with us what you learned by doing this project?



A large, empty rectangular box with a black border, intended for drawing or writing a response to the question above.

If you could do one thing differently
what would it be?
(draw or write your answer)



Draw or tell us what was the hardest part of this project?



Tell Us More!
What projects do you want to do next year?

A large, green, double-lined outline of a speech bubble or a rounded shape with a pointed top-right corner, intended for writing answers to the question above.