

4-H

**Note: Saturday, August 10th, exhibit
entry day time –**

**All exhibits must be entered by 2:30
p.m.**

**See Animal Science Show schedule on
page 35.**

Altamont Fair

**Entry and Prize
Catalog**

**ALTAMONT, NEW
YORK**

**August 13th -
18th, 2019**

A-H The Power of YOUTH



18 U.S.C. 707
1902 - 2002

Dear 4-H Members and Leaders:

The Directors and members of the Altamont Fair look forward to your participation again this year. It's always impressive to see what you've learned over the year, and we look forward to the public presentations and demonstrations, the club exhibits, the animal shows, and all of the 4-H projects that you've done and worked so hard on to exhibit at the great Altamont Fair.

See you in August.

Sincerely,

Bob Santorelli
President, Altamont Fair

OFFICERS OF 2019 FAIR BOARD	
Robert Santorelli	President
Don Albright.....	Vice President
Pat Canaday	Treasurer
Barb Stevens	Secretary

Judging and Awards

Statement of Judging Philosophy

The Danish system of judging will be used unless otherwise indicated. Exhibits are judged against a standard of workmanship or accomplishments for age and experience and not against each other.

Championship Awards will be presented at this year's Altamont Fair in Dairy, Dog, Beef, Sheep, Poultry, Horses, Rabbits and Goats.

Special recognition will be accepted for Fitting and Showmanship in all Animal Science sections of the Altamont Fair. All awards are subject to review and action of the 4-H Staff. All donors must contact the 4-H office by July 31st of the current year.

State Fair selections are made from the excellent category of a particular class. These exhibits represent outstanding work by age, experience and specific skills. Not all Altamont Fair classes are repeated at the State Fair, and the number of exhibits that can be sent is limited.

Premiums

Pursuant to an agreement between the Directors of the Albany, Schenectady, Greene County Agricultural and Historical Societies, Inc. and the Agricultural and Horticultural Society for the City of Schenectady, Schenectady County, New York, Inc., changes may be made in the allocation of premiums.

All premium checks, unless cashed by the specified date, will be considered a donation to the Albany, Schenectady, Greene County Agricultural and Historical Societies, Inc.

Important

TO ENTER EXHIBITS AT THE ALTAMONT FAIR, A 4-H MEMBER MUST FILL OUT THREE ITEMS:

1. **4-H Pre-entry forms must be completed for the following: (forms are on the Altamont Fair and CCE Albany County web site)**
 - **Animals: all animals including Dairy, Beef, Dogs, Goats, Horses, Poultry, Sheep and Rabbits must complete the Animal Science Pre-Entry and Master List form.**
 - **Horticulture Experiments and Methods and Photography Videos must be pre-entered.**
 - **Club Exhibits – must be pre-entered.**
 - **Club Banners – must be pre-entered.**
 - **Action Booths – must be pre-entered.**

Note: Always list your age as of January 1st 2019 on all forms.

2. Exhibit Card

Available from your 4-H leader or the 4-H office. One card must be filled out for each entry that you make in the Altamont Fair except in Sections H, I, J, K, L and M, N and O. Make out both sections of the card (avoid using a felt tip pen). Do not tear them apart. Fasten the card securely to the exhibit. A leader's signature is needed on each exhibit card. On the line labeled county – please write the name of the county in which you are a 4-H member. Age should be how old you were on January 1, 2019.

Note: To protect the privacy of exhibitors, the address will be listed only on the bottom half of the card which is removed before the project is placed on display.

See sample below:

Exhibitor's Name _____ Address _____ _____
County _____ Club _____ Age _____ Years in project area _____ Section _____ Class No. _____ Kind _____ Variety _____ Certified by _____
Excellent Good Worthy No Award

3. 4-H Member Master Entry List

You will find this form on the Altamont Fair and CCE Albany County web site. Additional forms may be copied by the exhibitor or are available from the 4-H office. List ALL exhibits that you are making in the Altamont Fair – except animals, video, and horticulture experiments and methods. Be sure to include events such as public presentations, action booths and teen leaders. The Master Entry List must be signed by your 4-H leader. Fill out and bring to the fair the first day you enter exhibits. On the line labeled county, please list the county in which you are a 4-H member.

IMPORTANT – Each member or person bringing a member’s exhibits to the fair will be asked to take their master entry list to each judge as projects are evaluated. After each exhibit is evaluated, the judge will mark the award on the master list. The completed master list will then be handed in at the entry table before the exhibitor or a representative leaves the fair grounds.

ALTAMONT FAIR 4-H YOUTH

Altamont Fair - August 13th - August 18th, 2019

GENERAL INSTRUCTIONS

1. Exhibits must be **grown, made, or prepared** by the individual exhibitor **during** the current project year. Exhibits must be the result of a 4-H project in which the youth is currently enrolled. No kits or mixes may be used unless specified in the class. Entries will be accepted only as provided in this 4-H Fair Book. The Societies reserve the right to reject any entry in any department.
2. No entry fee is required in this department.
3. Classes are open to all boys and girls enrolled in 4-H in Albany, Schenectady and Greene Counties. Youth must meet age and exhibiting requirements set by their county 4-H program. This includes age/exhibiting requirements for Cloverbuds (Note: Cloverbud ages 5-7). Members in the Cloverbud program may enter only this section and animals as described in the livestock section. See Section U and Page 14 in general animal science regulations.
4. **ENTRIES: Pre-entries will be needed for Dairy, Beef, Sheep, Dogs, Goats, Rabbits, Poultry, Horses, Club Exhibits, Action Booths, Videos, and Horticulture Experiments or Methods. These must**

be in your 4-H office before July 15. Use forms located on the Altamont Fair or CCE Albany County web site. Only animals entered on the entry form may be exhibited at the fair. ALL ENTRIES MUST BE SIGNED BY THE COUNTY 4-H EDUCATOR BEFORE BEING SUBMITTED.

5. Suitable pens and coops will be provided. Feed and bedding are to be furnished by the exhibitor except poultry and rabbits.
6. All entries must be properly labeled with cards provided. List age as of January 1, 2019.
7. Each exhibitor must submit a 4-H Member Master Entry List.
8. The opinion of the judge rules in awarding premiums.
9. No individual may make more than one entry in a class, unless otherwise stated.
10. An exhibit can only be entered in one class.
11. Exhibits are to be in place according to the Schedule on the inside back cover.
12. **Livestock exhibits (dairy, beef, goats, sheep, rabbits and poultry) will be released at 8:00 P.M., Sunday, August 18th. 4-H exhibitors on the fairgrounds will be allowed to remove their non-animal exhibits between 8:00 and 10:00 P.M. on Sunday.** All exhibits must be removed by Monday, August 19 between 9:00 am and 4:00 pm. 4-H programs take no responsibility for exhibits that are not picked up during this time period.
13. Premiums will be paid only to those submitting their project records when requested.
14. Exhibits are entered at exhibitors' risk.
15. Exhibits that deteriorate will be discarded.
16. 4-H Exhibits can not be marked as "For Sale" and may not be sold while on exhibit.
17. **OVERNIGHT POLICY:** Fair security will regularly check the livestock building overnight. No one else will be allowed to stay overnight in the building. The opening time for the barn each morning (including any special time for show days) will be determined at the Monday barn meeting.
18. **CONDUCT:** 4-H exhibitors are expected to maintain acceptable standards of behavior and dress at all times while in public. Any exhibitor not meeting proper standards or failure to comply with rules and regulations or failure to cooperate with reasonable requests of officials of the Altamont Fair will result in withholding of awards and prize money and dismissal from the fairgrounds together with his or her exhibit.

No Alcoholic Beverages or Drugs Permitted at Any Time

The exhibitor agrees to be solely responsible for any loss or injury to or damage done, occasioned by, or arising from, any animal, equipment, exhibit or person on exhibition, and to defend and to indemnify the Albany, Schenectady, Greene County Agricultural and Historical Societies, Inc. and the Management thereof against all claims and liability in regard thereto; and upon these conditions only will

entries be accepted. In view of the indemnity agreement appearing herein and on entry forms, exhibitors may find it advisable for their own protection to carry appropriate liability insurance, if not already covered.

19. **PREMIUM CHECKS:** Premium checks must be cashed within 30 days of receipt. CHECKS NOT CASHED WITHIN 30 DAYS WILL BE CONSIDERED AS DONATIONS TO THE SOCIETY.

FOR INFORMATION, WRITE OR CALL THE SUPERINTENDENT IN CHARGE:

BARBARA STEVENS
EMILY LAPINEL
(518-765-3500)
24 Martin Rd, Voorheesville, NY 12186-0497

SCHENECTADY COUNTY OFFICE
RACHEL LEE
(518-372-1622)
Schaffer Heights, 107 Nott Terrace, Suite 301,
Schenectady, NY 12308-3170

LINDA TRIPP
COLUMBIA/GREENE COUNTY 4-H OFFICE
(518-828-3346)
479 New York 66
Hudson, NY 12534



SECTION A

COMMUNICATION ARTS & PUBLIC PRESENTATIONS

Superintendent In Charge – Emily Lapinel/Barb Stevens

CLASS

1. **Public Presentations** – Categories of demonstrations are the same as those offered at your county presentation day. Presentations will be judged and conducted according to the usual method of 4-H presentations. Public Presentations are scheduled for **Tuesday from 12:00 noon - 4:00 pm and Thursday, from 5:00 pm – 8:00 pm.** 4-H'ers should sign up on the schedule at the entry table on Saturday when exhibits are entered. Cloverbuds may also sign up and do a public presentation. They will not be judged but will visit with a friendly adult about their presentation and receive a ribbon of participation. **Public Presentations must be listed on the general Master List.**

ACTION BOOTH – Individual or Group Pre-entries Due July 15

This will not be a formal presentation, but rather an informal showing and telling of something that has been learned in 4-H, a project or special interest activity. The group must present to fairgoers for one hour. Individuals and groups are responsible for providing their own materials. Each member (group or individual) should indicate class on master entry list. Ribbon of participation and premium will be awarded. Action booths are not evaluated. Premiums for individual paid to individual. Premiums for group paid to club leader for distribution at their discretion.

Mannequin Modeling

We're once again offering this time-treasured program so that 4-H members can try their hand at being a live mannequin for fairgoers! Youth may participate by themselves, with another youth or with a group. Ideas might include a garment or accessory item the youth has constructed, safety gear in a particular project area, good vs. "bad" (what not to wear when riding a horse, for instance), etc.

Members and groups planning to participate must complete the pre-entry form in the center of this book and return to Eileen DePaula at the Albany County 4-H office by July 15th.

CLASS

2. **Action Booth** - Individual or Team (one or two members).
3. **Action Booth** - Group (three or more members).
4. **Produced In New York** – This silent cooking demonstration gives youth an opportunity to demonstrate food preparation skills while promoting recipes featuring New York State produce. Individuals will be evaluated on product creativity and skill in preparing the food.
5. **Model Farm Display** – youth can put together a model of a farm of their choice and show their creativity. Maximum size of display board should be 3 ft x 3 ft.
6. **Again For 2019! 4-H Clover Cook Off Competition!!** – For 4-H members who are 10 years and older. This class gives members the opportunity to create a food item from a basket of "mystery ingredients." All necessary tools and equipment will be provided. Youth will be evaluated on food preparation skills, creativity and use of ingredients, as well as flavor. It is recommended that youth participate in teams of 2-4, but individuals may enter as well.

GROUP EXHIBITS
Pre-entries Due July 15
Exhibited in 4-H Building as assigned.

CLASS

7. **Club Exhibits** - Made by one club, will consist of ONE particular part of a project or community service activity. Exhibit should share information, demonstrate how to do something, or explain the community service activity. Space available is slightly less than 45" wide x 48" deep, including back wall space. The group method of awards will be used in judging.

Excellent or blue ribbon exhibits will receive.....\$20.00
Good or red ribbon exhibits will receive.....\$15.00
Worthy or green ribbon exhibits will receive.....\$10.00
Cloverbud Club exhibits...Cloverbud clubs may also enter one exhibit in this class. Exhibits will not be judged but will receive a ribbon of participation and a \$15.00 award.

A club may enter a maximum of two club exhibits. They must be based on different project or community service efforts. To reserve space, clubs desiring to exhibit in this section should send the Pre-entry forms to Emily Lapinel, Cornell Cooperative Extension Albany County, 24 Martin Rd., Voorheesville, NY 12186, by July 15. Please put both the club name and name of the person the premium check should be written to on the top of the Master Entry list (Space for late entries cannot be guaranteed). A double entry card must be filled out for each club exhibit.

All club exhibits must also have a 3x5 card listing names and ages of members involved in planning and constructing the exhibit. **Staple both cards flat in the front right corner of the exhibit booth.** Articles used in these exhibits cannot be used for individual competition and entered elsewhere. Guidelines for creating exhibits are available in each county 4-H office.

The following scorecard will be considered by the judges of the club exhibits.

Attention Getting Value (30 points) - The main idea should be presented so forcefully and simply that it stops the casual observer.

Convincing Ability (30 points) - Have the subject matter so limited and orderly arranged that the observer could not fail to be convinced. Should clearly show how to do or accomplish the main idea, which should be useful and practical. The use of scientific information, as related to the exhibit may be emphasized.

Attractiveness (30 points) - Should have pleasing or effective color combinations, neat lettering of correct

size, materials used suitable to the idea of the exhibit. Quality of workmanship, produce or other articles will be considered.

Club exhibits are to encourage action and participation as a club group. 4-H club members are expected to be actively involved in designing, producing and setting up their club exhibit. Leaders, parents, agents or other adults may supervise only. Clubs are responsible for bringing their own paper to cover the exhibit.

NOTE: Exhibits must be in place by 2:30 pm on Saturday. It is the exhibitor's responsibility to make sure that all food/flowers/vegetables are fresh or replenished throughout the week. 4-H STAFF WILL NOT BE RESPONSIBLE.

CLASS

8. **Group Project Exhibit** - Created by two or more 4-H members, related to any 4-H project not otherwise able to be exhibited at the fair. This would include group efforts such as quilts, an entomology collection to which all members contributed, nature trail signs on which all members worked, etc. Group exhibits will be judged on the same standards as individual projects. Judges may include questions on the group's process. Each participant must attach a double entry card to the exhibit and list class on their premium statement.

CLASS

9. **Club Banner** – must be pre-entered by July 15th using the form from the website or the 4-H office. Each 4-H club is encouraged to create a club banner for display at the fair. Banners entered in previous fairs may be exhibited and will receive a ribbon and premium. Banners should be entered on Saturday during regular entry hours. All banners must be between 4-6 feet long and 2-3 feet wide. Each banner must have provision for hanging. Banners may be made of cloth, felt, plastic or other durable material. **Paper products are not acceptable.** Material should be sewn, glued or fastened in a way to make a durable finished product. Banner's design must include the 4-H club's name and a 4-H clover. Banner will be judged on attention-getting value, durability, workmanship and creativity. Banners will be judged the same day club exhibits are judged. **Please note: we will be hanging the banners throughout the building. All banners will receive a ribbon of participation and a premium.**

POSTER EXHIBITS

CLASS

10. **Educational poster display** (22"x28") related to any 4-H project or community service not otherwise able to be exhibited in fair. **Must have provision for hanging.** Must have 3"x5" card attached to back with following information: 4-H project bulletin title or name of

community service effort, member's name and club. Entries in this class must be entered on Saturday, but will be judged early during Fair week by club exhibit and banner judge. Include on Master Entry List.

JR. SUPERINTENDENTS

Pre-entries Due July 15

CLASS

11. **Junior Superintendents** - For 4-H members 11 years of age or older as of Jan. 1, 2019. At least two time periods are required; one of which must be on Saturday, August 10th or at another judging event. Youth may not participate in more than 2 shifts in a day and not more than 6 shifts total during the Fair. Additional awards will be made to those participating in more than the minimum number of shifts. Those planning to participate must notify their 4-H office by July 15 so a schedule and building assignment may be made. Orientation session attendance is required unless excused by a 4-H staff member in the county.



SECTION B VEGETABLES

Superintendent In Charge – Rachel Lee

Exhibits should be in place by Saturday, August 10th, 2:30 p.m. Exhibitors may not enter the same class twice. Each exhibitor is limited to ten (10) entries in Section B from Classes 1 through 44. For help in exhibiting and assistance in defining market quality, refer to 4-H bulletins "Vegetable Fair" 166-L-10-14 and "Preparing Flowers and Vegetables for Exhibit," 1999, Dave Hillmann et al. The judging of exhibits is based on the quality, uniformity in appearance and maturity, and preparation of the specimens. In order to receive an award, an exhibit must meet all of the standards for that particular award.

**ALL EXHIBITS MUST BE CORRECTLY
LABELED AS TO VARIETY AND GROWN
AND SELECTED BY THE EXHIBITOR.**

VEGETABLES

CLASS

1. **Beans**, snap green, 10 pods
2. **Beans**, snap yellow, 10 pods
3. **Beans**, lima, 6 pods
4. **Beets**, 3, 1 1/2" to 3 1/2" in diameter, tops trimmed to 1"
5. **Broccoli**, 1 head, or bunch of small heads, 5" in diameter

6. **Cabbage**, 1 head, not trimmed, not under one pound
7. **Carrots**, 3, tops trimmed to 1"
8. **Cauliflower**, 1 head, cut leaves just above head
9. **Cantaloupe or Muskmelon**, 1, mature
10. **Celery**, 1 plant, roots off
11. **Chard**, red variety, 1 plant, roots off
12. **Chard**, green variety, 1 plant, roots off
13. **Corn**, sweet, 3 ears, husks removed completely, shank trimmed to 1/2", display in transparent bag
14. **Cucumbers**, 5 pickles, over 3" & under 6" long, stems on
15. **Cucumbers**, 2, slicing condition, 5" or longer, 2" or less in diameter, stems on
16. **Dill**, bunch of 6 seed heads, tied or in transparent bag
17. **Eggplant**, 1
18. **Kale**, 1 plant, roots off
19. **Kohlrabi**, 2 tops and tap root trimmed to 2 inches
20. **Onions**, 3 mature bulbs, not peeled, well cured and dried, tops trimmed, 1/2"
21. **Parsley**, 1 plant, roots off, washed and yellow leaves removed
22. **Peppers**, sweet, 2
23. **Peppers**, hot, 3
24. **Potatoes**, 3, any early variety
25. **Potatoes**, 3, any late variety
26. **Pumpkin**, 1, pie (hard ribbed stem)
27. **Pumpkin**, 1, field
28. **Pumpkin**, miniature, 3, stems on.
29. **Radish**, 8, tops trimmed to 1/2"
30. **Spinach**, New Zealand, 1/2 pound bunch of tips, 3" to 6" long, tied or in transparent bag
31. **Spinach**, common, 1/2 pound in transparent bag
32. **Squash**, summer, 2, not over 8" long and shells not hardened, 1 1/2" to 2 1/2" in diameter, yellow varieties as Straightneck, Yankee Hybrid, etc.
33. **Squash**, summer, 2, market size and shells not hardened, any other variety. Cannot be the same as Class 32.
34. **Squash**, winter, 1, Hubbard type
35. **Squash**, winter 1, Acorn
36. **Squash**, winter 1, Butternut
37. **Squash**, any other winter variety
38. **Tomatoes**, green, 3, any medium and large variety. Must be over 2 1/2" diameter for medium to large round varieties, or over 1" diameter for Roma types, stems off
39. **Tomatoes**, green, cherry or any other small types, stems off. Exhibit to consist of 1 pint basket
40. **Tomatoes**, mature, 3, any medium and large variety including Roma types, stems off
41. **Tomatoes**, mature, cherry or any other small types, stems off. Exhibit to consist of 1 pint basket
42. **Watermelon**, mature, 1
43. **Miscellaneous vegetables** not identified in class 1-42. Display number of specimens according to size of fruit - very large like exotic melon, 1 specimen; medium, 2-3 specimens; small, 10 specimens or enough to fill a pint container.
44. **Nuts or Fruits from perennial plants or trees** - various types of fruits and nuts grown by exhibitor as a 4-H project may be exhibited. Large fruit entries

require 3 specimens; small fruit and nuts require 1 pint of specimens.

HORTICULTURE EXPERIMENTS

Pre-entry Due July 15

Plants provide a great opportunity to learn science through experimentation. This class provides members the opportunity to exhibit an experiment they have accomplished involving either vegetables or ornamentals. Possible areas for experiment include - Plant Propagation, Breeding, Soil Science, and Cultural Practices. Follow the scientific method (form hypothesis, apply treatment, make observations, and draw conclusions). The display should include treated and untreated item(s).

If it is difficult or impossible to recreate the study for exhibit, drawings or photographs are acceptable. Use a poster at least 14"x22" or a series of posters. Posters should depict the specific methods that were used. Posters must have provision for hanging.

CLASS

- 45. **Individual** - All work accomplished by individual making the entry.
- 46. **Group** - Two or more individuals who have all had a significant role in conducting the experiment and creating the exhibit.

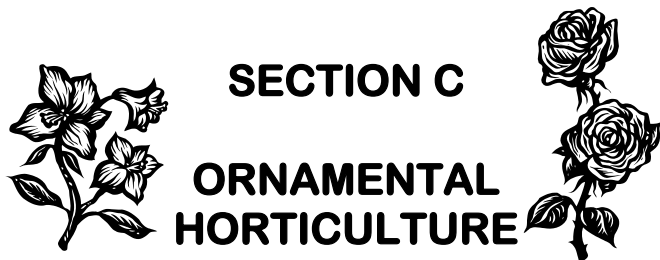
HORTICULTURAL METHODS

Pre-entry Due July 15

There are many ways to grow plants. This class provides members the opportunity to display non-traditional ways they have grown vegetables or ornamentals. Examples: hydroponics, season extender methods and container gardening. Due to the difficulty of reproducing some methods for exhibit, a poster or series of posters is acceptable. Posters must be at least 14"x22" in size and have provision for hanging.

CLASS

- 47. **Individual** - All work accomplished by individual making entry.
- 48. **Group** - two or more individuals who have all had a significant role in using the horticulture method and creating the exhibit.



Superintendent In Charge – Rachel Lee

Exhibits should be in place by Saturday, August 10th, 2:30 p.m. All classes must be entered on Saturday only.

Only 4-H members enrolled in flower gardening or indoor gardening projects may exhibit. Exhibits that deteriorate will be discarded. Horticulture Experiments and Methods, classes 45-48 under Section B Vegetables, also include ornamentals.

CUT FLOWERS

All entries will be exhibited in containers furnished by the fair. The judging of exhibits is based on the quality, uniformity in appearance and maturity, and preparation of the specimens. In order to receive an award, an exhibit must meet all the standards for that particular award.

Two entries may be made in flower Classes 1-27 provided they are different varieties or types within the class and properly identified on the entry card. Each exhibitor is limited to not more than ten entries from Classes 1-27.

An exhibit shall consist of 3 stems with the same color blooms except as noted:

Gladiolus – an entry is ONE spike with at least 12 inches of stem below the lowest flower.

Roses – an entry is ONE stem of the type listed.

Dahlias – an entry is THREE blooms of one color, or ONE bloom if over 6 inches.

Stems should be eight inches long, except where type of flower makes this impossible or where otherwise noted. Cut flower stems with a sharp knife, making a slanting cut. Remove leaves from bottom 2-3 inches of a long stem. Do not strip off all leaves. Flowers that do not last as cut flowers (hollyhocks, four o'clock, portulaca, etc.) may not be entered. For help in exhibiting, refer to 4-H bulletin H-7-1 or "Preparing Flowers and Vegetables for Exhibit," 1999 Dave Hillmann et. al, available from the 4-H office.

CLASS

- 1. **Aster** (annual)
- 2. **Bachelor Buttons**
- 3. **Calendula**
- 4. **Chrysanthemum**, any form
- 5. **Cosmos**
- 6. **Dahlias**, over 6" diameter, 1
- 7. **Dahlias**, under 6" diameter, 3
- 8. **Gladiolus**, 1 spike
- 9. **Gladiolus**, 5 spike bouquet, any color or colors.
- 10. **Miniature Gladiolus**, 1 spike
- 11. **Larkspur** (annual)
- 12. **Marigold**, French or dwarf, single or double, flowers not over 2" in diameter
- 13. **Marigold**, hybrid or African, flowers over 2" in diameter
- 14. **Petunia**, stems and foliage required
- 15. **Phlox** (annual)
- 16. **Pinks** (annual)
- 17. **Rose**, floribunda, 1 stem

18. **Rose**, hybrid tea, 1 stem
19. **Snapdragon**
20. **Statis** (fresh not dried)
21. **Strawflowers** (fresh not dried)
22. **Sunflowers**, 1 stem large single flower or multiple small flowers
23. **Zinnia**, not over 2" in diameter
24. **Zinnia**, 2"-4" in diameter
25. **Zinnia**, over 4" in diameter
26. **Miscellaneous**, any other cut flower not listed, properly named, not more than two entries
27. **Gourds**. Exhibit to consist of five mature gourds. Each exhibitor must provide their own container. Judging will be on uniformity, quality & attractiveness of the exhibit.

INDOOR GARDENING

Exhibits should be made according to the methods outlined in the 4-H Indoor Gardening project material. All exhibits must be at least 70% live or dried native materials. Exhibits containing artificially colored or plastic materials may be considered for State Fair but may not receive a State Fair premium. Exhibitors are limited to one entry per class, classes 28-42.

CLASS

28. **Potted house plant**, flowering
29. **Potted house plant**, foliage
30. **Potted house plant**, vine
31. **Potted house plant**, hanging container
32. **Potted herbs**
33. **Dish garden**, must have at least three different, yet compatible kinds of plants – **Limited to plants only**
34. **Portable container garden**: examples – annual flowers, bonsai, hydroponics, vegetables, etc.
35. **Terrarium or closed eco-system**, must have cover – **Limited to plants only**
36. **Plaque of dried material**, must be able to hang or stand
37. **Pressed flower picture**
38. **Corsage made of dried materials**
39. **Corsage made of fresh materials** in transparent bag. Fasten entry card to outside of bag
40. **Corsage made of combination** of fresh and dried materials
41. **Holiday decoration** (includes all seasonal wreaths and swags) of live or natural plant materials, no more than 18" in diameter or 24" long
42. **Miniature landscape**, at least 75% of base must be covered

ARRANGEMENTS

All exhibits must be at least 70% live or dried native materials. Exhibits containing artificially colored or plastic materials may be considered for State Fair but may not receive a State Fair premium. Exhibitors are limited to one entry per class, Classes 43-46.

CLASS

43. **Centerpiece arrangement** of live or dried plant material, not over 12" in diameter or 8" in height.
44. **Table arrangement**, to be viewed from one side, live or dried plant material, not over 12" in diameter or 8" in height.
45. **Table arrangement**, to be viewed from one side, live or dried plant material, not over 30" in diameter or 24" in height.
46. **Miniature arrangement**, of live or dried plant material, not over 6" in diameter or 6" in height.

COLLECTIONS

CLASS

47. **Preserved Collection**. All plants must be pressed, mounted and labeled. A clear protective overlay is required. Weeds and other specimens mounted green (not pressed) will not be judged. Collections may be mounted on one side of poster board or similar material, 22"x28" in size or in a notebook binder with single specimens on pages 8 1/2"x11". Each exhibitor may make two entries in this class.

Types of Collections:

- **Ornamental Trees**: leaf, twig (and fruit, flowers and seeds, if possible) of 10 or more.
- **Ornamental Shrubs**: leaf, twig (and fruit, flowers and seeds, if possible) of 10 or more.
- **Fruit or Nut Plants**: leaf, twig and illustration of 10 or more.
- **Weeds**, 10 or more common to lawn and flower beds.
- **Annual Flowers**, 10 or more.
- **Perennial Flowers**, 10 or more.
- **Seeds**, 10 or more of any single plant type (i.e. 10 fruits, 10 ornamentals, etc.).

HORTICULTURE SCRAPBOOK - a collection of plant pictures. The collection may be illustrations, pictures cut from magazines or garden catalogues, photographs or photocopies. Label with common name and brief description. Consult New York Horticulture Contest Guidelines for the plants that are required in each class. Beginners must include 15 plants specified for each group (flowers and indoor plants, ornamentals, fruits and nuts, vegetables). Intermediates must include 30 plants from each group and Advanced must include all 45 plants from each group.

CLASS

48. **Beginner**
49. **Intermediate**
50. **Advanced**

LANDSCAPE PICTURES AND PLANS

CLASS

51. This class provides members an opportunity to exhibit

the results of their home landscape project. This class may include any one of the following:

- **Home grounds landscape photographic album** with at least six "before" and six "after" pictures of current year's work.
- **Plan or map of home grounds**, drawn to scale, showing things as they were at beginning of project. A second map, with suitable and necessary notes, showing beginning of changes and improvements made. In different colors, show changes and improvements yet to be made. Indicate direction north on plan. See "Young People's Guide To Landscaping" M-7-1.
- **Plan or map of apartment dwelling**, drawn to scale, showing grounds as they are currently. A second map, showing proposed changes that would improve existing grounds. Where ground space is unavailable, a terrace or porch garden of containerized plants can be depicted. Indicate direction north on plan.
- **Plan of annual and/or perennial flower garden**, showing varieties, name, placement, height and color; use scale no smaller than 1 inch equals 4 feet. Indicate direction north on plan.
- **Plan of home orchard** (tree fruit and/or berry crops), showing varieties, name, placement, height and time of fruiting; use scale no smaller than 1 inch equals 4 feet. Exhibit only current year's work. Indicate direction north on plan.
- **Plan of home vegetable garden**, showing varieties, name, placement, height and approximate harvest times. Succession of plants may be indicated by a tracing paper overlay. Use scale no smaller than 1 inch equals 4 feet. Indicate direction north on plan.
- **Plan of community service beautification project**.
- **Garden Record Book**

SECTION D

ENTOMOLOGY

Superintendent In Charge – Rachel Lee



Collections

Insect specimens in all exhibits must be mounted and displayed in the case as described in the 4-H Entomology Project Guide. Insects should be pinned properly and the wings of all butterflies and moths must be spread. Exhibits incorrectly prepared will not be allowed to compete for

awards.

CLASS

1. **First Year Project Exhibits** - must include a minimum of twenty specimens representing 5 insect orders. Classification need not be taken further than order names.
2. **Second Year Project Exhibits** – must include a minimum of 40 specimens representing 9 insect orders. Twenty specimens must have been collected during the current year. Twenty specimens must also be identified to common name with the name written on a label and pinned separately near the specimen. At least one small insect must be mounted on a point or minuten pin.
3. **Third Year Project Exhibits** – must include a minimum of 60 specimens representing 12 orders. Thirty specimens must have been collected during the third year. Thirty specimens must be identified to common name. At least 5 specimens (representing at least 5 families) must be identified to family. Scientific names (genus and species) should be included wherever possible. At least two small insects must be mounted on points or minuten pins.
4. **Fourth Year (And Beyond) Project Exhibits** – must consist of general collections, with 80 specimens representing at least 12 orders. Forty specimens must have been collected during the current year. Forty specimens must be identified to common name. At least 10 specimens must be identified to their family. Scientific names should be included wherever possible. Common names should be placed on a separate label, pinned near the specimen. Proper mounting will be strongly emphasized. For Advanced Insect Collections, Riker mounts may also be used. Complete collection data should accompany all exhibits and can be placed on back of the exhibit. Imagination and individuality are encouraged. The Exhibitor Information Statement should contain educational value to you as well as what you see the educational value to others to be.
5. **Advanced Collections** – Examples include: Life Cycle collections (minimum of 4 species); Single Order collections (minimum of 20 specimens, 5 families); Collections of insects found in a specific habitat like a pond or stream (minimum 15 specimens, 3 orders); Collection of insects from a specific type of garden such as vegetable or flower (minimum 15 specimens, 3 orders); Insect galls (minimum 15 specimens); Collections of leaves containing leaf mining insects (minimum 10 specimens); Collections of insects that feed upon or annoy domestic animals and pets (minimum 12 specimens); Insects collected from a single kind of plant (minimum 10 specimens); Collection of insect-damaged leaves, twigs or wood (minimum 10 specimens); Special study of one insect species (honeybee exhibit); Collection of butterfly parasites, insect eggs, camouflage and others (minimum 10 specimens).
6. **Photo Slide Collections** – pictures must be on 2” x 2”

slides, with a minimum of 5 slides and a maximum of 10. Slide subjects must be identified by common or Latin name.

7. **Single Collections prepared by the combined efforts of a club** – may be any kind of insect collection or may represent a group activity that can be presented as an exhibit. Evaluation will be based on number of members and completeness of exhibit.
8. **Living Insect Exhibit** – exhibits must convey an educational message to the public. Interested exhibitors must make arrangements with the Superintendent before entering this class.
9. **Entomology Open Class** – For other exhibits that fall outside the categories described above. Approval of superintendent needed.

SECTION E

NATURAL RESOURCES/ ENVIRONMENTAL EDUCATION

Superintendent In Charge –
Rachel Lee



All exhibits must be done in the current year as part of a 4-H project. Exhibits will be judged primarily on the member's understanding of the project area. A project story must accompany the exhibit, **in addition to the Exhibitor Card**. Project story should include why the project was interesting to you, its relevance in natural resources and/or environmental education, and information you learned. Exhibits will be evaluated based on their content, quality of expression and presentation, and creativity.

CLASS

1. **Environmental Education** –
 - A. **Nature trails display**
 - B. **Geology** - simple collections must include specimen names, dates and sites of collection, and collector's name for 15 specimens.
 - C. **Field identification projects** - collections of preserved specimens, photographs or sketches properly labeled.
 - D. **Self-initiated projects** such as interpretation of aerial photographs, vegetation maps, plant adaptations, or computer models like GIS.
2. **Fishing and Aquatic Projects**
 - A. **Fly Tying:** A display of at least five different flies tied by the exhibitor, mounted, labeled, and covered with a transparent covering.
 - B. **Lures:** A display of at least five lures made by the exhibitor, labeled by type of fish sought, mounted or boxed with a transparent covering.
 - C. **Other:** Any other two items of tackle for ice,

freshwater or saltwater fishing completed as part of a 4-H project; water monitoring projects; aquatic sampling methods; mariculture; aquaculture; commercial or sport fisheries.

3. **Forestry** – displays and presentations based on the “Know Your Trees,” “Woods of New York,” “Maple Syrup Production,” or any related project. Examples include: a tree identification notebook or a mounted display identifying at least 15 different kinds of wood in New York, or one pint of maple syrup in a glass container.
4. **Resource-Based Recreation**
 - A. **Shooting Sports** – any exhibit or record based upon content of the NYS Shooting Sports Program.
 - B. **Other Outdoor Recreation** – exhibits based on related outdoor recreation activities, such as cross-country skiing, snowshoeing, wilderness camping or outdoor cookery.
5. **Wildlife**
 - A. **Bird Study** - Bound record and work sheets as recommended in Bird Study projects with cover sheet including member's name, county and project, or any other bird materials for exhibit ideas.
 - B. **Birdhouse or Feeder** - one constructed birdhouse or two different bird feeders. For exhibits entered in this class, a project story providing an explanation of project and how it relates to natural resources and environmental education must accompany exhibit.
 - C. **Habitat Improvement** – Consult Wildlife projects for exhibit ideas.
 - D. **Trapping Furbearers** – exhibits based on the NYS DEC Trapper Training Program are acceptable, as are displays of equipment, pelt preparation, and discussions of the role of trapping in wildlife management.
 - E. **Other Wildlife** -Bound record and work sheets as required in Wildlife Study projects with cover sheet including member's name, county and project; plaster casts from 3 different animals; a squirrel nest box; written records, field observation notebook or nature sketchbook done as a part of a Natural Resources project such as Insects All Around Us, Environmental Awareness, Wildlife, etc. Should include written observations and pictures from at least two field experiences. Title page needs member's name, county and project.
6. **Solid Waste** – exhibits based on recycling or composting projects in the home or community; or clothing, crafts and other items created using post-consumer waste materials.
7. **Plant Pathology**
 - A. **Leafspot Collection Booklets or other plant pathology exhibits**
 - B. **Insect and Disease Management on Vegetable** – a display of preserved plant specimens exhibiting symptoms of insect injury or plant disease. All specimens should be

labeled with vegetable name, insect or plant disease name, date specimen was collected, collector's name and county. At least 15 plant specimens should be included. A poster display for pest management is another exhibit idea, indicating specific steps taken to manage pests within the last year or two. Photos, drawings and other visual aids may be used.

8. **Fungus Collections** – must have a minimum of 12 distinctly different kinds of fungi (at least one gill fungus, one pore fungus and one bracket fungus). For full credit the dried collections should contain spring, summer, and autumn specimens and be labeled as described in Fun With Fungi. Collection boxes should have removable covers to allow close examination during judging. Photo exhibits are also acceptable in this category, with proper labeling.
9. **Open Class** – For other exhibits that fall outside the categories described above. Approval of superintendent needed.

SECTION F

PHOTOGRAPHY/VISUAL ARTS

Superintendent In Charge – Rachel Lee

- Photographs must have been taken by the exhibitor as part of a 4-H program during the current year.
- Five exhibits per class.
- Evaluated on technical quality, composition, story
- No photograph or digital image shall be smaller than 4" x 6" or larger than 11" x 14".
- Exhibit must be titled or captioned to assist the viewer to interpret the message.
- **Preparation should demonstrate good workmanship and use of materials and should be mounted on a sturdy background like Mat Board or Foam Core, NOT IN A COMMERCIAL PICTURE FRAME (entries will not be accepted under glass or wrapped in plastic).**
- **Each exhibit must be accompanied by an Exhibitor Statement Form.**

CLASS

1. **Single Photo** – Black and White
2. **Single Photo** – Color
3. **Photo Story** – 4 to 8 prints of similar size

For classes 4-6, all exhibits must be mounted on sturdy background and must be able to be hung. Adjacent to each photo must be a title or caption to assist viewer to interpret photographic message.

4. **Photo Study Class** – Entry form must specify if film is used or if digital images – must note if these are unedited or edited images – thumbnails must be

attached on the back for edited images. Shall consist of one of the following:

- a. 4 photos demonstrating 4 methods of isolating the subject; not more than 3 objects permitted in each photo.
 - b. 4 close-up photos with a different main light source in each - front, side, back and diffuse.
 - c. 4 photos - each to illustrate one idea, i.e., hidden lines and shapes, framing, patterns, perspective or texture. Show differences - same topic, different location, angles, etc.
5. **Single, Unedited Digital Image** – picture comes straight from the camera, with no modification.
 6. **Single, Slightly Edited Digital Image** – image somewhat digitally edited or enhanced. Modifications may include: changing color, cropping, sharpening or blurring, brightness or contrast changes, or the addition of text. Thumbnail of the original image shall accompany exhibit.
 7. **Single, Heavily Edited Digital Image** – Image has been radically digitally edited or enhanced. Modifications may include: addition to or the removal of parts of the image, changes in the color scheme of the image, the use of filters or effects, or animation using digital images, etc. Thumbnail of the original image shall accompany exhibit.
 8. **Photo Story Composed of 4-8 Digital Images of Similar Size** – Narrative or informational. If edited images are used, thumbnails of the originals must accompany exhibit.
 9. **Using Digital Images** – a short statement, story or article using one or more digital images to illustrate, visually explain or enhance its meaning.
 10. **Video Project** – Project can be a 30 second television spot, a documentary demonstrating 4-H activities, a narrative or dramatic group project by 4-H members, or an informational presentation. It should feature a 4-H project or activity or promote 4-H. Products longer than 10 minutes should include a short “preview highlights” show as a separate tape, disc or file. If the project is submitted as a computer file, clear documentation for opening and viewing procedures, as well as software requirements should be included in supporting documentation. Judging criteria includes technical quality, organization, creativity, and ability to communicate a message. **Can be submitted on a DVD, CD or thumb drive.**
 11. **Computer Graphic Design** – a graphic to be used to promote any aspect of 4-H. Design must be copy friendly, be computer generated or hand drawn, use the official 4-H clover (<http://nys4h.cce.cornell.edu/events>) and note source and permission to use from owner if using graphics from the Web.
 12. **My Web Page** – Entry must include web page address and short write-up of what you would like to accomplish through the web page. The web page should acknowledge 4-H/Cornell Cooperative Extension and other resources that were used to create it, and must be accessible on-line.
 13. **Power Point Presentation** – Submit a hard copy of

- your presentation as well as a disc or flash drive.
14. **Visual Arts Open Class** – This class is an option for exhibits deemed by the County to be worthwhile but fall outside the categories described above. The decision to bring such exhibits is left to the discretion of the Extension 4-H Educator.



SECTION G

MECHANICAL SCIENCE AND TECHNOLOGY

Superintendent In Charge – Barb Stevens

Articles in this exhibit must have been made as part of a 4-H project during the current year. Two articles per class per member may be entered in this section. Workmanship and finish of the exhibit and age and experience of the exhibitor will be considered by the judge. **The use of power tools by youth must follow the guidelines found in the 4-H Leader's Guide for the National 4-H Wood Science Series in order to meet liability insurance regulations. Youth should use hand tools as much as possible for beginning projects. In projects for younger members, it is acceptable for adults to use a table saw and other more dangerous, sophisticated equipment to cut out major parts of the project. Members should then use hand tools and very simple power tools (with supervision) to complete their project.**

Each exhibit in classes 1-7 **must** be accompanied by the Exhibitor Statement Form giving (a) materials; (b) tools used; (c) process; (d) source of plans.

CLASS:

1. **Wood Science Project**

- a. *Hand Tool Division:* An article made in a Wood Science Project that was cut out, assembled and finished with hand tools only.
- b. *Power Tool Division:* An article made in a Wood Science Project that has been partially or totally completed with power tools.

- c. *Kit Division:* An article from a Wood Science Project that is made from materials precut by an outside source (i.e. 4-H Office, commercial supplier or woodworking leader) but is assembled and finished by the exhibitor; no commercial names on exhibit.
2. **Wood Science Open** – An article made in a Wood Science Project that does not fit in above categories; judges will place emphasis on the quality of workmanship by the exhibitor and the intended use of the project.
 3. **Electrical Science Projects**
 - a. *Electric Division:* An article made in an Electric Project, such as a trouble lamp, test lamp, portable bench light, extension cords, pin-up or study lamp, or the rewiring of an old lamp is acceptable; tension restraint device must be in place; where appropriate, an underwriters knot should be used; lamps without bulbs or shades will not be considered complete and will not be accepted for exhibit; projects involving both woodworking and electrical tasks will be evaluated on the merits of both.
 - b. *Electronics Division:* An article made in an Electric Project utilizing principles and construction procedures relating to electronics is acceptable; projects will be evaluated on the basis of soldering and connection techniques, neatness of assembly and other assembly procedures for electronic projects; projects must be hand wired and no breadboard kits will be accepted; project must be operable (i.e. contain all necessary batteries).
 4. **Educational Displays** – A series of posters (at least 14" x 22") and/or a 3-dimensional exhibit related to an engineering science project. Display should be self-explanatory through use of signs or labels and limited to approximately card table size; Topics may include such things as engine parts or bicycle parts display boards, electric circuit boards, electric quiz games, computer project display, safety rules for bicycling or working in a wood shop or with electricity; entry will be evaluated on the purpose or principle idea, effectiveness in illustrating one idea, appearance, arrangement and description of the display; exhibit must be self-explanatory.
 5. **Rocket Program – Junior Division** – Any rocket made in a Rocket Program either from a kit or non-kit materials and totally assembled and finished by a youth 13 years of age or younger. Evaluators will place emphasis on proper kit assembly and finishing.
 6. **Rocket Program - Senior Division** – Any rocket made from non-kit materials and totally constructed and finished by a youth 14 years or older. Emphasis will be placed on proper construction techniques and finished product. **Kits may be used when incorporated with other materials to meet the requirements of an Educational Display as outlined in Class 4.**
 7. **Related Science Projects** – Any article made as a part of a directly related Engineering Science project, such as

metal working, cardboard carpentry, safety items and not included in Class 1-6. **Kits are not acceptable for Senior Division entries (14 years and over).**

8. **Science Experiments & Exhibits** – This is an opportunity for participants to learn about and experience science concepts in an area of agriculture, human ecology or life sciences that the participant really enjoys. Individual or group entries are encouraged.
9. **Geospatial Science** – exhibits show skills and knowledge learned through 4-H GPS and GIS projects.
 - a. **GIS Maps** – maps made using ESRI (Environmental Systems Research Institute, Inc). Arc GIS software or other mapping software. Guidelines for Community Mapping projects can be found on the NYS 4-H Web page: <http://nys4h.cce.cornell.edu/about%20us/Pages/4-HGeospatialScience.aspx>.
 - b. **GIS or GPS Project or Activity** – may be undertaken by an individual or group. Exhibit may be in the form of a project record book, photo documentation, video, CD, DVD, etc. Exhibit must include project report documenting statements of purpose and outcome of project activity.
 - c. **Story or Outline of a 4-H GIS or GPS Project** – including photos, purpose of activity and summary of results.
 - d. **Community Service/Youth Community Action Mapping Project** – a mapping or GPS project built around a specific community issue or project.
 - e. **Educational Poster Exhibit** displaying 4-H GPS or GIS activities.

Following are some examples of types of projects you may conduct. Any type or combination of the types of science projects described along with creativity is encouraged:

Experiments: Describe your hypothesis (what you think will happen); describe the procedures you performed; describe the observations you made and what conclusions you drew from your experiment; include photos or drawings and samples (if possible) from your experiment. If it is difficult to recreate the study for the exhibit, drawings or photographs are acceptable. Use heavy poster paper (14" x 22" minimum) as a background. Attach photos and diagrams, along with sheets of white paper that include your experiment description within these sections: 1) introduction; 2) hypothesis; 3) methods; 4) results; and 5) your conclusion.

Public Service Projects: Exhibits can be of any public service or public education activity you took part in that had a scientific component to it: watershed rehabilitation, recycling programs and educational models are just a few possibilities for this. Project exhibit posters must be clearly labeled with a written statement of what the project is, how it relates to science, and why you are interested in

the project.

Descriptive Science: Science projects which are not experiments and are not applied service projects, but do consist of systematic observations and tell about the natural world. Exhibit could show summaries of what you observed (how the local bird population changes with the seasons, where flies like to breed in a barn, how many bites of food different animals eat per minute, etc.) Collections and classifications of materials which display physical or biological articles would also be permitted.

2019 FAIR SEASON ANIMAL HEALTH REQUIREMENTS Fair Inspection Procedures

All cattle exhibited at Altamont Fair must test negative to an approved test for Bovine Viral Diarrhea persistent infection (BVD-PI). This means that all beef and dairy cows will have to be tested for BVD-PI before the show season begins by an approved method, and your veterinarian has to record this information on the certificate of veterinary inspection. The vet is also responsible for verifying the validity of the test, the identification of the animal, and recording the test date on the certificate. Animals will only have to be tested once during their lifetime.

Please remember to schedule testing well in advance of the Fair. If there is no record of a negative test, the animal WILL NOT be permitted to enter the Fair. If you have questions, please call NYS Ag and Markets, Division of Animal Industry at 518-457-3502.

County fair officials are responsible for reviewing all certificates of veterinary inspection (CVI) for compliance with state regulations and for verifying individual identification of exhibited animals presented on a valid CVI. (Currently, a CVI is required for cattle, sheep, goats, swine, deer, llamas, monkeys, elephants and miscellaneous ruminants.) The county fair official is responsible for rejecting any animal that does not meet the documentation requirements or is not properly identified. A rejection document must be issued for all rejections. The county fair official must sign and date all satisfactory CVI's.

Division of Animal Industry (DAI) veterinarians and veterinary technicians are responsible for conducting an animal health inspection of all animals at the fair with the

exception of horses (see below). The initial inspection will be conducted at or shortly after the arrival of the animals. Specific animal arrival and inspection schedules must be established and adhered to.

Daily walk-through inspections will be conducted by DAI personnel. Fair officials are responsible for bringing any animal health concerns to the attention of the DAI veterinarian or technician.

Horse show personnel are responsible for reviewing EIA and rabies vaccination documentation for all horses entering the grounds for compliance with current regulations. The horse show report supplied by DAI must be completed and returned to DAI personnel. Any equine health concerns must be reported to DAI personnel.

NOTE: State Fair Procedures

CVI and animal health inspections will be conducted by DAI personnel. All horses will be inspected at the horse check station.

Animal Health Rejections

All animal rejections for health reasons must be made by the DAI veterinarian. **Suspicion** of communicable disease is adequate grounds for rejection. **Confirmed diagnosis is not required** since timely removal of suspicious animals is necessary to protect the remaining animals. All decisions are final. Fair personnel will be notified of all rejections and are responsible for removal of the animals from the grounds immediately. The State Veterinarian retains the authority to order the removal of all animals originating from the same premises when a potentially serious communicable disease is suspected in any animals in the group. Vesicular diseases are of particular concern. Animals listed on the same CVI or originating from the same address are assumed to be from the same premises.

Preparation for the Fair

Contagious Diseases: All animals must be free from contagious disease. Examples of contagious diseases for which animals have been denied entry or rejected from fairs include the following: ringworm, warts, mange, sore mouth, respiratory infection and contagious hoof infections.

Animal Identification: Animals must be uniquely identified. Acceptable identification allows positive matching of the animal to all accompanying documents including papers with laboratory test results and vaccination statements. **If a sketch or photograph is to be used for official identification of an animal, the sketch or photograph must contain the signature of the attending veterinarian and date.** Horse sketches and descriptions should reference color pattern, hair whorls, chestnuts, scars and other markings. Llama drawings, as for horses, must positively identify the individual animal. A name or a statement of color without additional distinguishing features

or man made identification is not acceptable identification.

Follow Drug and Vaccine Withholding Times: In order to prevent the contamination of food products, labeled withholding times should be strictly adhered to in food producing animals that have been treated with any chemical (drug) or have had vaccine administered.

Isolation: In addition to the possibility that the stress of moving can result in a healthy animal becoming ill, assembling groups of animals increases the chance of exposure to contagious disease. *All animals returning from a fair or show should be isolated from the herd or flock (no direct or indirect contact) for at least two weeks after returning to the premise of origin.*

Proof of Vaccination: A signed, written statement from the attending veterinarian is required as proof of vaccination. A valid animal health certificate, which has the vaccination(s) listed and is signed by the issuing veterinarian is acceptable proof of vaccination. The date of vaccination must be listed on all certificates.

Reasons for Fair Entrance Denial in Past Years

- Testing requirements not fulfilled
- No CVI presented or animals not listed on CVI.
- Test time constraints not met
- Forged documents
- Mange, Ringworm, Warts, Respiratory Disease or other contagious disease
- Required vaccination(s) not administered.
- Vaccination time constraints not met
- Inadequate proof of vaccination
- Lack of or incomplete identification
- Identification between documents varies for the same animal
- Invalid Interstate Charts

Disease status can change. Stay informed about developing animal health issues. Fair entrance requirements may need to be modified.

Don't wait until the last moment to prepare your animal(s) for the fair. If you have any questions or comments about entrance requirements, you can contact your regional state veterinarian/veterinary technician or the NYS Department of Agriculture, Division of Animal Industry, Albany, NY at **518-457-3502**.

Certificate of Veterinary Inspection

New York State Animals: A valid New York State intrastate CVI (form AI 61) is required for: **Cattle, Sheep, Goats, Swine, Llamas, Deer, Monkeys and miscellaneous ruminants.** Each animal must be individually and positively identified on the health chart. The CVI must be issued by an Accredited Veterinarian on or after May 1 of the current year. Be sure to bring your animal's health papers with you to the fair.

Non-New York State Animals: All animals entering New York State must satisfy import health and test requirements for that species. **The interstate CVI is valid for 30 days from the date of issuance with regard to entrance into New York State.** During the fair season (July 1 through Labor day) valid interstate CVIs can be used multiple times for entrance into fairs. The initial entrance into a fair must be within 30 days of issuance. In order for this certificate to be used at a later fair, it must be initialed and dated by a fair official. If it was issued greater than 30 days prior to movement and is not initialed, the animal will be denied admission. *In addition to state entrance requirements, animal(s) must satisfy individual fair admission requirements. After entry into New York State, an interstate health chart can serve as a fair health certificate if fair requirements (in addition to the interstate requirements) have been fulfilled.* **Note: All vaccine requirements must be met during the duration of the fair. CVI's with vaccinations out of date at the time of the fair are invalid and the animals will be rejected.**

Rabies Vaccination

In consideration of public health concerns, it is strongly recommended that **all mammals** to be exhibited at **any fair in NYS** be vaccinated against rabies. The NYS Interdepartmental Rabies Committee recognizes the probable efficacy and safety of killed rabies vaccine for off-label mammalian species; however, **in cases of rabies exposure**, the NYS Department of Health cannot recognize, **as protected**, rabies vaccinated animals for which there is no licensed rabies vaccine. *Exhibitors should consult their veterinarian for further information.*

Proof of rabies vaccination **will be required at all fairs** for those species that a USDA licensed vaccine is available (cattle, cats, dogs, horses, ferrets and sheep). Proof of vaccination must include the signature of the veterinarian. The vaccine must be administered at least 14 days prior to arrival on the fairgrounds but no greater than the labeled time specified for active protection against rabies. The animal's rabies vaccination status must remain current throughout its stay on the fairgrounds. Rabies vaccination of all other mammalian species is strongly recommended. Some fairs may require rabies vaccination of mammalian species not indicated on the label. Please inquire locally.

Minimum Age for Vaccination: Animals **105 days of age or older** on the date of arrival at the fair must be vaccinated for rabies (for those species requiring vaccination).

Booster Vaccination: Animals previously vaccinated for rabies but whose vaccine status has expired, are eligible for exhibition upon receiving a booster vaccination. Proof of previous vaccination is required.

NOTE: Rabies titers in lieu of current rabies vaccination is not acceptable.

A fourteen day rabies vaccination requirement is the

minimum time frame that will help to ensure protection of animals against rabies while on the fairgrounds. **It is preferable to establish rabies immunity well in advance of the fair season. Keep in mind that a non-immunized animal (or an animal whose protective vaccination status has expired), exposed to rabies virus prior to receiving its vaccination, is not likely to be protected. Exhibitors should consult with their veterinarian about vaccinating their animal(s) against rabies as soon as possible.** As animals receive their booster vaccination, we will be developing a population that is protected against rabies to the broadest degree possible.

- **A photocopy of rabies vaccination records to be kept by the fair must be provided to each superintendent or entry to the fairgrounds will be denied.**

Albany County Health Dept. recommends vaccination two (2) months prior to the fair.

With regard to rabies Albany County Health Dept. has requested that:

- "Vaccination two (2) months prior to the fair is recommended for all animals but is required at least fourteen (14) days prior to arrival at the fair grounds."
- Include precaution to be taken with animals vaccinated with off-label vaccine or those juveniles that are too young (less than 3 months old) or that recently become of age for vaccination. "We advise that in general we do not recommend that you allow fair visitors to feed or handle the mouths of your animals. It is particularly important that members of the public do not have contact with animals if they are too young for rabies vaccination, were vaccinated for less than a two week period or vaccinated with an off-label vaccine."
- Include reminder to owners to watch/observe the health of animals for approximately ten (10) days after they are brought home from the fair; and report any sudden death or neurological signs to a veterinarian.
- Respond to and report all animal bites to the on-site medical service.
- If due to an animals age it can't be vaccinated at least 14 days prior to the fair, it should be housed where visitors can't pet or handle it.
- Post signs at the fair which discourage unsupervised handling of animals by visitors (i.e. "For health and safety reasons, please do not pet or handle animals without the owner's permission").

SOREMOUTH IN SHEEP AND GOATS

Sheep and goats with lesions characteristic of Soremouth are not allowed to be exhibited. Any sheep originating from the same flock are considered exposed and must be removed from the grounds. The fair is responsible for cleaning and disinfecting the pens immediately after removal. The CVI used for entrance of the sheep is

immediately invalid for subsequent fairs. A statement to that effect will be written on the CVI. In order to exhibit at later fairs, a new CVI will be required including the complete flock inspection.

Fair Entrance Requirements by Species

If a species is not mentioned in this booklet, please check with NYS Department of Agriculture/Division of Animal Industry at 518-457-3502 for specific fair entrance requirements.

BIRDS

- a. **Pullorum-Typhoid** - For poultry (**doves, pigeons & waterfowl are exempt**), certification that a negative pullorum typhoid test has been conducted within 90 days of the fair, OR, certification that the birds originate directly from a US pullorum-typhoid clean flock or a flock which has had an official test in the previous **two years**. A copy of certificate should be sent in with entry form.

It is recommended that you consult with a veterinarian or avian specialist about vaccinating poultry against infectious laryngotracheitis (ILT).

CATTLE

(to include steers & slaughter class cattle)

- a. **Certificate of Veterinary Inspection (with animals individually identified), with PROOF OF A NEGATIVE BOVINE VIRAL DIARRHEA TEST. Currently acceptable tests for cattle less than 61 days old include:**

- Skin notch BVD virus Antigen Capture ELISA (ACE)
- Whole blood BVD virus isolation
- Whole blood BYD virus PCR

Currently acceptable tests for cattle 61 days of age and older include:

- Skin notch BVD virus Antigen Capture ELISA (ACE)
- Serum or milk BVD virus Antigen Capture ELISA (ACE)
- Whole blood BVD virus isolation
- Whole blood BVD virus PCR

- b. **Rabies Vaccination** - Proof of active immunization against rabies (see Proof of Vaccination, page 14 and Rabies Vaccination, 14 and 15)
- c. **Bovine Respiratory Disease Complex** - Cattle three months of age and older must show proof of having been vaccinated against the common bovine respiratory disease viruses such that they are adequately immunized against these diseases prior to arrival on the fairgrounds. Vaccination MUST include immunization

against bovine viral diarrhea (BVD), bovine respiratory syncytial virus (BRSV), infectious bovine rhinotracheitis (IBR) and Parainfluenza (PI).

- d. **Observe Milk & Meat Drug/Vaccine Labeled Withholding times** (see Preparation for the Fair, page 14)

GOATS

- a. **Certificate of Veterinary Inspection** (with animals individually identified) **with USDA approved individual scrapie identification by one of the following: 1) USDA approved tags; 2) a USDA approved premises tattoo; or 3) electronic ID if the sheep is enrolled in the Scrapie Flock Certification Program (owner must supply a working electronic reader).**
- b. **All goats must be identified by a legible registration tattoo or a USDA approved official identification tag or microchip implant (as long as the implant is recorded on the registration paper and the owner of the goat brings an implant reader).** Official tags can be obtained from an accredited veterinarian or by contacting USDA at 1-866-873-2824. Ear tags are free and USDA will mail you a tag packet which includes an ear tag order form. You will need to complete the order form and return it to the USDA office for processing. You will receive your ear tags 2-3 weeks after the order is received by USDA.
- c. **Veterinary Statement** - The health chart must contain a written statement from the issuing accredited veterinarian certifying that there has been no evidence of contagious disease (animal or public health concern) in the herd of origin. (inspected after May 1).
- d. **If evidence of soremouth (contagious ecthyma) is found on any goat, the entire exhibit shall immediately be removed from the fair premises with the holding pens cleaned and disinfected immediately after removal.**

Albany County Health Department Requires That Goats Be Vaccinated For Rabies, Consult Your Veterinarian (see Rabies Vaccination, Pages 14 and 15).

SPECIAL NOTICE

Albany County Health Department requires extra care in the housing and handling of off-label vaccinated animals. As a result of this requirement, goats and rabbits will be housed in such a manner as to reduce contact with the public. Exhibitors of goats and rabbits will be expected to cooperate fully with this requirement.

HORSES (Equidae)

- a. **Equine Infectious Anemia Test (EIA/Coggins)** - A valid EIA chart documenting that the animal has been

tested (any USDA approved test) within the current or previous calendar years (2015 and 2014 for this fair season) and found to be negative for EIA infection, is required of all equines 6 months of age and older. The animal identification noted on all accompanying documents must match the description on the official EIA chart. (see Animal Identification, page 14). Horses less than 6 months of age accompanied by a test negative dam do not have to be tested. Horses less than 6 months of age NOT accompanied by the dam must be test negative.

- b. **Rabies Vaccination** - Proof of active immunization against rabies required (See Proof of Vaccination, page 14 & Rabies Vaccination, pages 14 and 15)

SHEEP

- a. **Certificate of Veterinary Inspection (with animals individually identified) with USDA approved individual scrapie identification by one of the following: 1) USDA approved tags; 2) a USDA approved premises tattoo; or 3) electronic ID if the sheep is enrolled in the Scrapie Flock Certification Program (owner must supply a working electronic reader).**
- b. **All goats must be identified by a legible registration tattoo or a USDA approved official identification tag or microchip implant (as long as the implant is recorded on the registration paper and the owner of the goat brings an implant reader).** Official tags can be obtained from an accredited veterinarian or by contacting USDA at 1-866-873-2824. Ear tags are free and USDA will mail you a tag packet which includes an ear tag order form. You will need to complete the order form and return it to the USDA office for processing. You will receive your ear tags 2-3 weeks after the order is received by USDA.
- c. **Rabies Vaccination** - Proof of active immunization against rabies (see Rabies Vaccination, pages 14 and 15).
- d. **Veterinary Statement** - The health chart must contain a written statement from the issuing accredited veterinarian certifying that there has been no evidence of contagious disease (animal or public health concern) in the herd of origin. (inspected after May 1).
- e. **If evidence of soremouth (contagious ecthyma) is found on any sheep, the entire exhibit shall immediately be removed from the fair premises with the holding pens cleaned and disinfected immediately after removal.**

GENERAL ANIMAL SCIENCE REGULATIONS

DAIRY, BEEF, SHEEP, GOATS, DOGS, HORSES, RABBITS, POULTRY

(Note: Parents of youth 5-8 years of age and special needs children should read the special information (#21 on page 18) before making animal entries and check your county's rules about Cloverbuds showing animals.)

1. Pre-entries must be in by July 15. Only those animals pre-entered may be shown at the fair. In addition to other livestock health requirements, all entries to the Altamont Fair for dairy cattle, dairy goats, beef cattle, horses, sheep and dogs, must be vaccinated for rabies. **DO NOT SEND RABIES CERTIFICATE WITH YOUR PRE-ENTRY, EXCEPT FOR HORSES AND DOGS.** Proof of vaccination must be shown when your animal(s) arrive at the fair. This must be in the form of an official certificate, signed by your licensed veterinarian and dated no later than 14 days prior to the date your animals will arrive at the fair. Bring an extra copy to the fair to be placed on file with superintendent.
 2. All animals must be dehorned; no un-neutered male animals except ram lambs and market lambs may be exhibited. However, horned breeds of sheep and goats (boar and pygmy only) may be exhibited.
 3. All Dairy, Beef, Goats, Dogs, Horses, Poultry and Rabbits exhibited must be owned by the 4-H member exhibiting by June 1 of the current year. Registration papers for purebreds, and sire's name and number for others will be required. Proof of ownership must be presented at request of Superintendent. Refer to Ag. and Markets Law 350.9 or 4-H members may exhibit non owned animals according to the following guidelines:
 - a. Philosophy of non-ownership - to give a youngster the opportunity to experience the responsibility of caring for and showing an animal. Non-ownership allows youth this experience that he/she may not otherwise be able to have.
 - b. Non-ownership is not available to youth already owning an animal of that species.
 - c. Youth are limited to **ONE NON-OWNED ANIMAL PER SPECIES.**
 - d. These non-owned animals must meet all regulations (i.e., dates, registration, health, etc.) pertinent to that species.
 - e. At FAIR those members showing **NON-OWNED** animals must supply: 1) registration paper, 2) health paper and 3) non-ownership certificate.
- Non-ownership Certificates are available in the 4-H office. These must be filled out and filed in the office by June 1 of the current year for Dairy, Beef, Sheep, Goats, Horses and Dogs. A new certificate must be filed each year.**
4. Animals shown in 4-H classes must be housed where assigned by the Barn Superintendent and must use standard 4-H livestock sign with exhibit or will forfeit 4-H premium.
 5. All livestock must be entered with Superintendent in Charge when arriving on fairgrounds for the first time. See animal arrival times on the schedule in the back of the book.
 6. 4-H animals may be shown in open classes providing they are properly entered and entry fees paid.
 7. An individual may not show more than two entries in a class, except horse may have only one entry per class.
 8. **OVERNIGHT POLICY:** Fair securing will regularly

check the livestock building overnight. No one else will be allowed to stay overnight in the building.

9. Smoking will not be permitted in the Livestock Building.
10. Grade or registered animals may be shown. Entry will be certified by leader.
11. All exhibitors must enter and participate in the fitting and showmanship class appropriate for their age and experience.
12. Fitting and showmanship classes will be the first class in each show schedule except poultry and rabbits.
13. **SHOW DRESS CODE:** Each exhibitor may wear a 4-H insignia during the show. Other dress is specified in fitting and showmanship hints for species. It is the responsibility of exhibitors to see that all his or her assistants follow the dress code.
14. **EXHIBIT AREA DRESS CODE:** All exhibitors must wear shoes or sneakers at all times. No clogs, sandals or open shoes allowed. For appropriate show attire, refer to fitting and showmanship reference sheet.
15. **CARE OF ANIMALS:** The amount of assistance provided by parents in caring for animals should depend on the exhibitor's age. It is expected that younger members will need more assistance. As youth get older, it is expected that they will take full responsibility for the care and feeding of their animals while at the fair. **HERDSMAN'S CONTEST** - Awards will be made to the exhibitors who show themselves to be the best herdsmen. This will include the following points: Personal appearance, neatness and cleanliness of stalls, bedding of animals on exhibit, manner in which he handles or cares for the exhibit, cooperation with the Superintendents in Charge in keeping the entry exhibit neat and attractive.
16. **EQUIPMENT:** Each exhibitor attending is expected to provide and be responsible for his own shovels, forks, brooms, rakes, etc. Sufficient wheelbarrows will be provided by the fair.
17. Only ribbons awarded as part of official current Altamont Fair may be displayed.
18. Championship ribbons will be awarded as indicated in each section.
19. In addition to the standard 4-H livestock sign supplied by 4-H and 4-H club banners an exhibitor will be allowed one farm sign per species, no larger than 2 feet by 3 feet to include exhibitor's name, farm name, breed, address, farm logo and 4-H logo.
20. **Release of 4-H Livestock** - 4-H livestock will be released **beginning at 8:00 P.M. on Sunday, August 18. There will be a designated area for the parking of all livestock trailers. Exhibitors will no longer be able to park them on the hill or along the fence-line by the barns.** All loading will be supervised by the superintendent for each barn. Exhibitors and truckers should be reminded that the fair is still open to the public at livestock release time and extreme care must be taken in moving vehicles on and off the grounds and loading animals.
21. **Special Information for parents about showing of livestock by youth ages 5-8 and special needs**

children - Includes Horses, Dairy and Beef Cattle, Sheep, Goats, and Dogs. Opportunities for Cloverbud members to show livestock are limited. Check with your county for your rules.

Remember: Ages for participation in various 4-H activities are as of January 1, 2019. Also, each county involved in the Altamont Fair may have a different age policy. Ages for participation in the fair are based on each county's own policies. Cloverbuds may only enter Cloverbud classes which are For Exhibition Only. All Cloverbud exhibitors will receive a participation ribbon.

If, after considering fair participation with livestock, it is decided to wait until the member is older; remember that there are many other projects that can be exhibited.

Some things to consider:

- The consideration of participating in the fair should start with the selection of the kind of animal that will be used in the 4-H project. What animal is the member capable of caring for and preparing for exhibition? This depends on the child's age and abilities. Chickens and rabbits offer a good basic beginning project. They take minimal space and expense to get started. They are smaller, allowing smaller youngsters to handle them. Other large animals such as goats, sheep, and horses are also possibilities. However, they require more resources to get started. Younger members working with these animals also need one-on-one supervision when caring for and working with these larger animals. Beef, dairy cattle and dogs are not appropriate as a project animal for this age group. Ultimately, the parents have to decide what kind of animal their child should have as his/her project.
- In selecting the specific animal for the 4-H project, it is important to match the animal with the youngster. In most cases, starting with a young animal is probably a good idea. Youth and animal will grow together. Other considerations should be the animal's temperament and physical conformation. It is always a good idea to purchase from a reputable breeder.
- Before any 4-H member participates in showing at the fair, it is expected that he/she has learned about caring for and working with their project animal. While the 4-H leader may be helpful in determining this, the parent is in the best position to determine that the member has adequately accomplished this part of their project. Are both animal and member ready for the fair?
- When considering at what age a member is ready to start exhibiting their animal at the fair the parent should consider:
 - a. Fair is a weeklong activity requiring daily care of the animal by the member.
 - b. Fair is a public place with lots of people. It is not a place to leave youth ages 5-8 unsupervised. 4-H volunteer leaders are often on hand to help but cannot be responsible for constant supervision of your children.
 - c. Animals are moved from their pens to the show ring

at show time. This is the responsibility of the member and parent or another older teen or adult designated by the parent.

- d. While it is the responsibility of the member to lead and move the animal around the ring, these early years of showing are considered more instructional than they are competitive. 4-H will recruit some parents, leaders, or other adults to act as "spotters" around the ring to step in and assist any member who has problems with their animals. The ultimate goal is for the member to have a positive experience. Safety of exhibitor and spectator are also major concerns. If for any reason the situation looks like there is a chance of injury to the individual, other exhibitors, or the public, the animal and exhibitor will be excused from the class.
- e. Animals are judged on their physical conformation, evidence of proper care, and the exhibitor's ability to present the animal to the judge. The judge will talk with the exhibitor and offer reasons why they placed the class of animals in the order they did. Ribbons are awarded on a participation basis. Some experts say that younger children may have problems accepting criticism of their animals and their work. The level of maturity of the member and their ability to deal with constructive criticism are also considerations as to whether they are ready for participation in the fair.
- f. **The final decision is yours as the parent;** once the parent(s) have decided that their child is ready to show livestock at the fair, they should help the member complete the proper entry form. **They then must also sign the release that is found on the back of the livestock entry form.** No entry for a youth between the ages of 5 and 8 years of age can be accepted without this signed release.

Superintendent In Charge – Barb Stevens

Championship ribbons will be awarded as follows - Champion and Reserve Champion Fitting and Showmanship in each class; Champion and Reserve Champion in each breed and Grand and Reserve Grand Champion for all breeds. Champion and Reserve Champion Steer.

All exhibitors must enter and participate in the Fitting and Showmanship Class appropriate for their age and experience. Exhibitor's age is as of January 1, 2018.

****Again for 2019!!!! The 4-H and Open Beef Show will be combined and will begin at 4:30 pm on Friday, August 16th.**

Class 70. **Fitting and Showmanship** - Members 13 years of age or older who are not first time beef exhibitors. Same criteria as Class 72.

Class 71. **Fitting and Showmanship** - Members 9-13 years of age who are not first time beef exhibitors. Same criteria as Class 72.

Class 72. **Fitting and Showmanship** – Members 9 and above showing beef for the first time. Each contestant must show his own animal. This event will be judged on the contestant's ability to show his own animal and on the grooming of the animal. Judging of grooming will be based on the condition of feet, clipping of head, ears, tail; cleanliness and condition of hide and hair; and general appearance.

Class 73. **Cloverbud, Ages 5-8 yrs.** – For Exhibition Only. Each exhibitor will receive a participation ribbon.

12th Annual Master Showman Show

In honor and memory of Orloff Bear, the family will once again sponsor a Master Showman Show scheduled for Saturday, August 17th at 7:00 pm in the Cattle Show Ring. Fitting and Showmanship 4-H Champions from the Dairy, Beef, Sheep, Goat and Poultry Shows will be asked to participate. The winner will receive a \$50.00 award!!!!

Special rules will apply for this show and will be available at the time of the show.


BEEF CATTLE

BEEF CATTLE	Hereford	Aberdeen Angus	Simmintal	Charlais	Other Breeds	Cross Breeds
Junior heifer calf, born between 1/1 and 5/1 of current year	74	81	88	95	102	109
Senior heifer calf, born between 9/1 and 12/31 of preceding year	75	82	89	96	103	110
Summer yearling heifer born between 5/1 and 8/31 of preceding year	76	83	90	97	104	111
Junior yearling heifer born between 1/1 and 4/30 of preceding year	77	84	91	98	105	112
Senior yearling heifer born between 9/1 and 12/31 or the 2 nd preceding year	78	85	92	99	106	113
Two years old	79	86	93	100	107	114
Three years old and over	80	87	94	101	108	115
Cow/calf class – Calf must have been born after 1/1 of current year. Cow must be calf's natural mother. Cow and calf must be owned by exhibitor. Calf must be the result of the member's breeding program.	116	117	118	119	120	121

MARKET CLASS BEEF - STEER or HEIFER

SECTION H

BEEF CATTLE



- Class 122. **Light weight beef**, 500 - 750 lbs.
- Class 123. **Medium weight beef**, 751-1,050 lbs.
- Class 124. **Heavy weight beef**, over 1,050 lbs.
- Class 125. **Beef – Herdsmanship** - All must enter this class.
- Class 126. **Costume Class**

Cow, 4 years, born 9/1/13 – 8/31/14	69	70	71	72	73	74	75
Dry cow, 3 yr. & over. Cows shown in this class may not show in milking class. (Dry cows not shown in this class may show in milking class.)	76	77	78	79	80	81	82
Cow, 5 years and over, born before 9/1/12	83	84	85	86	87	88	89

SECTION I DAIRY CATTLE

**Superintendent In Charge –
Barb Stevens
Pre-entry Due July 15**



Champion ribbons will be awarded as follows - Champion and Reserve Champion Fitting and Showmanship in each class; Jr. and Sr. and Grand Champion and Reserve in each breed; Grand and Reserve Grand Champion all breeds.

All exhibitors except Cloverbuds must enter and participate in the Fitting and Showmanship Class appropriate for their age and experience. Exhibitor's age is as of January 1, 2019.

- Class 1. Fitting and Showmanship** - Seniors: 15 years of age or older who are not first-time dairy exhibitors.
- Class 2. Fitting and Showmanship** - Intermediate: 11-14 years of age who are not first-time dairy exhibitors.
- Class 3. Fitting and Showmanship** - Juniors: 9-10 years of age who are not first-time dairy exhibitors.
- Class 4. Fitting and Showmanship** - All members 9 and up who are first-time dairy exhibitors. Each contestant must show his or her own animal. This event will be judged on the contestant's ability to show his own animal and on the grooming of the animal. Judging of grooming will be based on the condition of feet, clipping of head, ears, tail; cleanliness and condition of hide and hair and general appearance.
- Class 5. Cloverbud, Ages 5-8 yrs.** - For Exhibition Only. Each exhibitor will receive a participation ribbon.


DAIRY CATTLE	Ayr.	Brown Swiss	Guer.	Hol.	Jersey	Milk Short-horn	Other
Junior heifer calf, born on or after 3/1/18 (at least 4 months old at showtime)	6	7	8	9	10	11	12
Intermediate heifer calf, born 12/1/17 – 2/28/18	13	14	15	16	17	18	19
Senior heifer calf, born 9/1/17 – 11/30/17	20	21	22	23	24	25	26
Summer yearling heifer, born 6/1/17 – 8/31/17	27	28	29	30	31	32	33
Junior yearling heifer (not in milk) born 3/1/17 – 5/31/17	34	35	36	37	38	39	40
Intermediate, senior yearling born 12/1/16 – 2/28/17	41	42	43	44	45	46	47
Senior yearling heifer (not in milk) born 9/1/16 – 11/30/16	48	49	50	51	52	53	54
Cow, 2 years, born 9/1/15 – 8/31/16	55	56	57	58	59	60	61
Cow, 3 years, born 9/1/14 – 8/31/15	62	63	64	65	66	67	68

- 90. **Dairy Herdsmanship** – All must enter this class.
- 91. **Costume Class**

SECTION J SHEEP

Superintendent In Charge – Barb Stevens

Pre-entry Due July 15



Champion ribbons will be awarded as follows - Champion and Reserve Champion Fitting and Showmanship in each class; Master and Reserve Master Showman; Champion and Reserve Champion Market Lamb; Champion and Reserve Champion Ram Lamb of all breeds; Champion and Reserve Champion Ewe for each breed; Grand Champion and Reserve Ewe all breeds.

Classes may be combined or split at the discretion of the superintendent.

An animal can only be entered in one class with the following exceptions: dam and daughter, flock and get of sire. Animals in these classes must also have been entered and shown in one of the conformation classes in Section J. An individual may not enter more than two entries in a class.

Market Lambs will be judged at the same time Open Class Market Lambs are judged. Market Lambs cannot be shown in any breed classes. All Market Lambs will be weighed prior to judging.

4-H Fleece Show – All fleeces will be judged in the sheep barn at the new open fleece show on the first day of the fair, Tuesday, August 13th at 1:00 pm. A 4-H fleece show will also take place before the open show. Fleeces will be accepted for both the open and the 4-H show on Saturday, August 10th, from 10:00 am – 1:00 pm and Monday, August 12th, from 10:00 am – 2:00 pm. If you have any questions, please contact Jaye Nakamura, Altamont Fair Wool Nook at 518-797-3720.

DEFINITIONS:

Ownership – All animals must be owned by the exhibitor or meet non-ownership criteria described under General Animal Science Regulations. Non-ownership animals may be exhibited in dam and daughter, flock and get of sire classes as part of the originating flock.

Lamb – Under 1 year of age at time of show.

Yearling Ewe – Over 1 year but under 2 years of age at showtime.

Mature Ewe – Over 2 years of age at showtime.

Flock – Shall consist of 4 animals as follows: Three ewes and a ram lamb. Ewes must include at least one ewe lamb.

Dam and Daughter – daughter may be of any age. The object of this class is to show improvement from one generation to the next.

Get Of Sire – 3 progeny of any sex and any age sired by the same ram and belonging to the same flock.

Fitting and Showmanship – This event will be judged on the contestant's ability to show his own animal, and on the grooming of the animal. Judging of grooming will be based on the condition of the feet, ears and cleanliness, condition and general appearance of the animal. Neatness of exhibitor is also considered in the judging of this class. Each contestant must show his or her own animal. (For further information, please refer to booklets available from your county 4-H office.)

Halter and Leadline – This follows breed classes during the 4-H show. It is a fashion show designed to show off wool products and their origin: a beautiful sheep. Neatness of exhibitor is considered.

Cloverbud - For Exhibition Only, limited to youth 5-8 years old. Each exhibitor will receive a participation ribbon. Cloverbuds should check their county's rules for participation.

All exhibitors must enter and participate in the Fitting and Showmanship Class appropriate for their age and experience. Exhibitor's age is as of January 1, 2019.

CLASS

1. **Sheep Herdsmanship.** All must enter this class. This class takes note of animal care during Fair week, including water, feed, bedding and cleanliness of pen.
2. **Fitting and Showmanship.** Junior; ages 9-10.
3. **Fitting and Showmanship.** Intermediate; ages 11-14.
4. **Fitting and Showmanship.** Senior; ages 15-19.
5. **Fitting and Showmanship.** First time showmen.
6. **Cloverbud, Ages 5-8 yrs.** - For Exhibition Only. Each exhibitor will receive a participation ribbon.
7. **Master Showman.** First and second place blue ribbon exhibitors from class 2, 3 and 4 are eligible.
8. **Single Market Lamb.** Weighing up to 60 pounds. May be purebred, grade.
9. **Single Market Lamb.** Weighing 60 – 100 pounds. May be purebred, grade.
10. **Single Market Lamb.** Weighing 100 pounds or more. May be purebred, grade.
11. **Pen of Two Market Lambs.** Lambs should be entered individually as Market Lambs.
12. **Fleece.** Each exhibitor may make two entries in this class. Each exhibit must be properly tied with paper twine. Must be accompanied by double entry card.

SHEEP	Ram Lambs	Mature Ewes	Yearling Ewes	Ewe Lambs	Dam & Daughter	Get Of Sire	Flock
Cheviot	13	14	15	16	17	18	19
Corriedale	20	21	22	23	24	25	26
Cotswold, Natural Color	27	28	29	30	31	32	33
Cotswold, White	34	35	36	37	38	39	40
Dorset	41	42	43	44	45	46	47
Dorset, Horned	48	49	50	51	52	53	54
Hampshire	55	56	57	58	59	60	61
Jacobs	62	63	64	65	66	67	68
Montadale	69	70	71	72	73	74	75
Natural Color	76	77	78	79	80	81	82
Romanov	83	84	85	86	87	88	89
Romney	90	91	92	93	94	95	96
Scottish Black Face	97	98	99	100	101	102	103
Shropshire	104	105	106	107	108	109	110
Southdown	111	112	113	114	115	116	117
Suffolk	118	119	120	121	122	123	124
Tunis	125	126	127	128	129	130	131
Other registered	132	133	134	135	136	137	138
Grade (unregistered or crossbred)	139	140	141	142	143	144	145

CLASS - Halter and Leadline

146. **Leadline.** Junior ages, 9-10

147. **Leadline.** Intermediate, ages 11-14


148. **Leadline.** Senior, ages 15-19

Exhibitor shall be prepared to introduce themselves and their animal and to describe their garments.

1. Exhibitor must be wearing one article that is 100% wool – does not have to be hand sewn.
2. Sheep may or may not have wool accessories.

Entries will be judged on:

- A. Poise and appearance of entrant.....20 Points
 - B. Garments.....20 Points
 - C. Control and presentation of sheep.....20 Points
 - D. Properly fitted sheep.....20 Points
 - E. Bonus – garment*20 Points
- *woolen garment must be handmade by exhibitor.



**SECTION K
GOATS**

**Superintendent In Charge-
Barb Stevens**

**Only healthy animals will be allowed to be shown
Pre-entry Due July 15th**

Special Notice

Albany County Health Department requires extra care in the housing and handling of off-label and non-vaccinated animals. As a result of this requirement, goats and rabbits will be housed and handled in such a manner as to reduce contact with the public. Exhibitors of goats and rabbits will be expected to cooperate fully with this requirement.

Unregistered grades may be shown as dairy or meat goats, not both.

All exhibitors must enter and participate in Fitting and Showmanship Class appropriate for their age and experience. Exhibitor age is as of January 1, 2018. Contact your 4-H office for information about goat fitting and showmanship.

All goats must be dehorned except for boar and pygmy goats.

All goats must have a suitable collar- baling twine is not acceptable.

Class

1. **Fitting and Showmanship-Senior:** 15 years of age or older who are not first-time dairy goat exhibitors.
2. **Fitting and Showmanship- Intermediate:** 11-14 years of age who are not first-time dairy goat exhibitors.
3. **Fitting and Showmanship –Junior:** 9-10 years of age who are not first-time dairy goat exhibitors.
4. **Fitting and Showmanship-** All members who are first time dairy goat exhibitors.
5. **Cloverbud, Ages 5-8 yrs. -** For Exhibition Only. Each exhibitor will receive a participation ribbon.
6. **Goat Herdsmanship-** All must enter this class.

Breed Classes	Doe kid 1-4 mo.	Doe kid 4-8 mo.	Doe Kid 8-12 mo.	Doe kid 12-24 mo.	Doe under 2 yrs. in milk	Doe 2 yrs./ under 3	Doe 3 yrs./ under 5	Doe over 5 yrs.
Alpine	7	8	9	10	11	12	13	14
Lamancha	15	16	17	18	19	20	21	22
Nubian	23	24	25	26	27	28	29	30
Oberhasli	31	32	33	34	35	36	37	38
Saanen	39	40	41	42	43	44	45	46
Togen-Burg	47	48	49	50	51	52	53	54
Grade, Dairy	55	56	57	58	59	60	61	62
Recorded Grades, Dairy	63	64	65	66	67	68	69	70
Pygmy	71	72	73	74	75	76	77	78
Nigerian Dwarf	79	80	81	82	83	84	85	86
Registered Meat Type	87	88	89	90	91	92	93	94
Grade, Meat Types	95	96	97	98	99	100	101	102

Market Goats: May be purebred, grade or cross-bred wethers, or does. All animals exhibited in these classes may not be shown in any breed class. Animals may be exhibited in each weight class only once in their lifetime. Goats will be weighed to confirm that they are entered in the proper class. Market goats are raised with the intention that they will be sold for meat. This is not a pet class. 4-H Market Goats will be judged at the same time as open class market goats. Depending on space availability exhibitors may be

asked to take their market goats home immediately after they are judged.

Class:

103. **Fitting and Showmanship**
104. **Jr. Kids** - Under 25 pounds.
105. **Sr. Kids** - 26-40 pounds
106. **Medium Weight** - 41-75 pounds
107. **Heavy Weight** - 76 pounds and over

NEW! 108. Pet Class – Project animals that do not fall into meat or dairy categories. Judged on soundness and suitability as a pet. **NO BUCKS.**

Championships - will be awarded as follows: Champion Fitting and showmanship in each class. Jr. and Sr. Champion of each breed; Grand and Reserve Grand Champion of each breed; Grand and Reserve of all breeds. Champion and Reserve Champion Market Goat.

SECTION L DOGS

Superintendent In Charge – Emily Lapinel
Pre-entry Due July 15

Champion Rosettes will be awarded as follows: Champion and Reserve classes 1, 2, 3, 4, 5 and 6 together; 7 and 8 together; 9, 10. A BLUE ribbon must have been earned to be eligible for Champion and Reserve Rosettes.



RULES:

1. **The Altamont Fair Dog Show is open to all 4-H members.** For ownership regulations, see General Animal Science Regulations.
2. Dogs must have a current rabies certificate. Proof of vaccination must be submitted at time of pre-entry of the dog and day of show.
3. Exhibitors should be dressed neatly and appropriately.
4. No exhibitor may show more than two (2) dogs.
5. Bitches in season **may not be shown.**
6. A dog, after winning a blue ribbon 2 years in a row, must advance to the next class unless stated otherwise in class description.
7. No dogs should be brought to the fairgrounds more than one hour before the time of the 4-H dog show. Youth are not to walk their dogs anywhere on the fairgrounds other than the necessary transit to and from the show. Dogs should not be left in cars before or after the show. There will be a designated area for your use (i.e. crates, water dishes, chairs).
8. Dogs should be at least 9 months old.
9. Exhibiting youth are responsible for their own dogs.

Dogs must use the exercise area to relieve themselves and owners must clean up after their dogs. Unruly or aggressive dogs will be excused.

10. No food/bait is allowed in the ring during obedience classes, whether in pocket or exposed.
11. The performance of the 4-H'ers and their dogs will be scored according to standard score sheets. In general, American Kennel Club (AKC) Rules will be used for obedience class evaluation. However, mixed breed dogs are welcome. The 4-H office of your county will have copies of the AKC rules and scorecards.
12. Order of classes may be changed at discretion of show superintendent.
13. For Grooming and Handling classes, evaluation will be based on the appearance and handling of the animal, and knowledge of the handler. Use of bait (toy, food, etc.) is allowed in Grooming and Handling but is not mandatory. The 4-H'er showing the dog must have done the grooming. For gaiting patterns, the dog should be moved at a trot. How smoothly a pattern is performed is more important than the actual mechanics. 4-H'ers should strive to keep the dog between themselves and the judge when possible. 4-H'ers in all divisions will be expected to gait their dog in a circle, triangle and a straight line. In any division, the judge will ask the 4-H'ers questions about their dog. In the A division, basic questions such as "how old is the dog" and "what breed/breeds is your dog?" may be asked. In the B division, more difficult questions may be asked (parts of the dog, breed specifics, etc.)
14. For Rally Obedience, all dogs shall be shown in a properly fitted collar approved by the judge/superintendent. No special training collars such as electronic, prong or gentle leaders are permitted. Flat buckle or Martingale collars are acceptable. Nothing should be hanging from the dog's collar. Food is not permitted in the ring. A copy of the course will be posted. Competitors will be given time to walk the course (without dogs) and ask the judge questions.

CLASS

1. **Grooming and Handling A** - For those 4-H'ers 8-13 years of age showing for their first time ever in Grooming and Handling.
2. **Grooming and Handling A** - For those 4-H'ers 14-18 years of age who have never competed in Grooming and Handling.
3. **Grooming and Handling B** - For those 4-H'ers 8-13 years of age who have previously competed in Grooming and Handling.
4. **Grooming and Handling B** - For those 4-H'ers 14-18 years of age who have previously competed in Grooming and Handling.
5. **Beginner A** - For 4-H'ers who have not previously trained a dog. The dogs in this class must not have graduated beyond the Beginner level. All exercises (Heel on Leash and Figure 8; Stand for Examination; Recall; Long Sit, 1 minute; Long Down, 3 minutes) will be performed with the dog on lead.

6. **Beginner B** - For 4-H'ers who have previously trained a dog in Beginner or more advanced levels of obedience. Dogs must not have graduated beyond the Beginner Level. All exercises will be performed with the dog on lead.
7. **Graduate Beginner A** - For 4-H'ers who have not previously trained a dog beyond the Graduate Beginner level. Dogs must not have graduated beyond the Graduate Beginner level. Stand for Examination, Recall, Long Sit (1 minute) and Long Down (3 minutes) exercises are done with leash attached to the collar and placed next to the dog with number.
8. **Graduate Beginner B** - for 4-H'ers who have previously trained a dog in graduate beginner or more advanced levels of obedience. Dogs must not have graduated beyond the Graduate Beginner level. Exercises are the same as in Graduate Beginner A.
9. **Novice** - For 4-H'er's and dogs who have completed a Novice course of instruction but have not graduated beyond this level. Dogs must not have completed their AKC Companion Dog (CD) title unless the CD was earned within 60 days of the show. Other than the Heel On Leash and Figure 8, all exercises will be performed with the dog off leash (Stand for Examination; Heal Off Leash; Recall). Long Sit (1 minute) and Long Down (3 minutes) are done with leash attached to the collar and placed next to the dog with number.
10. **Advanced Novice** - For 4-H'er's and dogs who have not graduated beyond the Advanced Novice level of obedience. Dogs may have earned a CD title but not a Companion Dog Excellence (CDX) title (or the equivalent). Other than the Heel On Leash, all exercises will be performed with the dog off leash (Stand for Examination; Heel Free and Figure 8; Drop on Recall; Long Sit - handler out of sight, 3 minutes; Long Down - handler out of sight, 5 minutes). Open to any handler and dog beyond the Novice level but not ready for Graduate Novice.
11. **Graduate Novice** - Dogs may not have earned a CDX or equivalent title unless the title was earned within 60 days of the show. Exercises are Heel Free and Figure 8, Drop on Recall, Dumbbell Recall, Recall over High Jump, Recall over Broad Jump, and Long Down. Open to any handler and dog beyond the Novice level but not ready for open class.
12. **Open A** - For 4-H'er's and dogs who have not graduated beyond the Open level of obedience. Dogs may have earned a CD degree but not a CDX, unless the CDX was earned within 60 days of the show. ALL exercises will be performed with the dog off leash: Heel Free and Figure 8; Drop on Recall; Retrieve on Flat; Retrieve Over High Jump and Broad Jump; Long Sit - handler out of sight, 3 minutes; Long Down - handler out of sight, 5 minutes.
13. **Open B** - dogs who have received their CDX but are not ready to enter Utility may participate in Open B. All exercises are the same as Open A.
14. **Utility** - for 4-H'er's and dogs who have not earned a Utility Dog (UD) title or the equivalent, unless the title has been completed within 60 days of show. ALL

exercises will be performed with the dog off leash: Signal Exercise; Scent Discrimination (one metal article and one leather article); Directed Retrieve; Moving Stand and Examination; Directed Jumping. Dogs may repeat in this class regardless of point score or ribbon placing in the Utility class at previous shows.

15. **Brace** - For ONE 4-H'er with TWO dogs, at least one of the dogs being owned by the 4-H'er handling the Brace. The two dogs may be different breeds. Exercises will be performed as in Graduate Beginner. 4-H'ers and dogs who have participated in this class in previous years may repeat.
16. **Four-Person Team** - Teams will consist of four 4-H'ers with their four dogs simultaneously performing Graduate Beginner exercises. The Figure 8 will require the use of 5 stewards as "posts." Once lined up for the Recall, the judge will instruct the 4-H'ers to leave their dogs (all four handlers leave as a group). Starting from the judge's left and working to the right, each 4-H'er will call their dog individually. Once all four dogs have been called, the judge will instruct the handlers to finish their dogs (as a group). 4-H'ers and dogs who have participated in this class in previous years may repeat. Only one entry per handler/dog combination. Dogs must be working at the Graduate Beginner level.
17. **Drill Team** - Each team will consist of 8 or more dogs and their trainers (4-H'ers) who will perform a detailed drill of their own design. Trainers may wish to dress alike and perform to music. Live music is permitted. Groups using pre-recorded music should bring their own equipment for playing over the sound system. No adult may enter the ring with the Drill Team. Vocal or whistle commands are permitted, but they must be given by a member of the Drill Team. Dogs may be dressed to add further color. The drill should be at least five but not exceed eight minutes in length. Points will be deducted if these limits are not met (Loss of 1 point for each 15 seconds over or under these limits, an additional 5 points off for an over 60 second deviation). The team will be scored according to the "8-Person Drill Team Score Card" shown below.

If a dog defecates or eliminates in the ring during the Drill Team they will lose 15 points.

DRILL TEAM SCORE CARD

POINTS FOR CONSIDERATION

Appearance-uniformity, neatness, appropriateness	10
Appropriateness of musical accompaniment	5
Difficulty of the routine	10
Handling	15
Obedience - attentiveness to the aims of dog	
obedience	20
Originality	20
Precision	20
	100

18. **Costume** - Handlers and dogs dressed in a costume to

indicate a theme. Pairs (of handlers and dogs) count as a single unit. No acts or skits permitted. When entering the ring a 3"x5" card should be handed to the steward indicating the theme for the costume.

19. **Tricks** - Dogs must do three (3) specific tricks. A 3"x5" card should be handed to the steward indicating the three kinds of tricks.
20. **Game Class** - This class is just for fun. Participation ribbons, and possibly prizes, will be awarded.
21. **Cloverbud, Ages 5-8 yrs.** - For Exhibition Only. Each exhibitor will receive a participation ribbon.
22. **Rally Novice A** - Course shall consist of 10-15 stations plus a START & FINISH sign. This course is open to dogs at all levels of Obedience. Rally Novice will be performed on a leash. Dogs who have received a Rally Novice (RN) Title (or the equivalent R1, etc.) unless earned within 60 days of the show must move to Rally B.
23. **Rally Novice B** - For dogs who are not yet ready for Rally Advanced but who received a blue ribbon in the previous year. Class decision is the same as Rally Novice A.
24. **Rally Advanced** - Course shall consist of 15-20 stations, plus a START and FINISH sign. Rally advanced shall be performed with the dog off leash. All dogs must be working at the Graduate Beginner level to be training/working/showing in this class.
25. **Nosework/Tracking** - youth and their dogs will participate in an activity where the dogs will try to locate an object using their sense of smell.
26. **Freestyle** - Individual - an obedience routine which is performed to music.
27. **Freestyle** - Team - two or more handlers/dogs performing a routine to music.
28. **Open Class** - For all other exhibits not listed.

SECTION LL

PET SHOW

**Sunday, August 18th - 6:00 pm
in the 4-H Building**

Superintendent In Charge - Emily Lapinel

This show is for animals that cannot be shown in any other category. No large animals - limited to small animals that are able to be caged or crated. Animals will be brought in for the show and then must be brought back out of the Fair after the show. They must not be left unattended (also - please do not leave your pet in a vehicle). **Animals must be pre-entered.**

SECTION M

HORSES



**Superintendent In Charge –
Barb Stevens
Pre-entry Due July 15**

Champion and Reserve Champion ribbons will be awarded as follows: Fitting and Showmanship – all divisions; Walk-Trot 12 and under; Walk-Trot 13 and older; Walk-Jog 12 and under; Walk-Jog 13 and older; Junior English; Senior English; Junior Western; Senior Western.

In addition to the following rules, each participant should review the general instructions in the front of this book, livestock health requirements, General Animal Science Regulations found just before Section H in this book, and the New York State 4-H Horse Show Rules and Regulations which are available from your 4-H office.

The rules generally governing this show will be the New York State 4-H Horse Show Rules and Regulations, and rules found in Section M of this book. For those rules with variations in both documents, the rules in Section M of this book will take precedent.

SHOW TIME - The show will begin at 9:00 a.m. Registration will begin at 8 a.m. Horses will be on the fairgrounds for one day - Friday, August 16.

ELIGIBILITY

1. **RIDERS** - Competition is open to any 4-H members in Albany, Greene, and Schenectady Counties who are enrolled in the 4-H horse project. ***All riders must have a New York State 4-H Rider Evaluation on file with the 4-H office.** Cloverbud age riders will only be allowed to enter either class 26 or 27. These classes are For Exhibition Only, and each exhibitor will receive a participation ribbon. Cloverbud age riders should check their county's rules for participation.
2. **HORSES** - All horses or ponies entered must be registered as a 4-H project animal with the 4-H member's county 4-H office by June 1 of the current year. All animals must be owned by the exhibitor's family or meet the non-ownership requirements stated in the General Animal Science Regulations.

ENTRY RULES

1. Pre-entries are due in your county 4-H office by July 15. There will be no class additions or substitutions accepted the day of the show. Use the Animal Science pre-entry and master list in the center of this book. All entries must be printed neatly. The show committee takes no responsibility for errors due to illegible entry forms. If making more entries than will fit on one form, please make additional copies. Exhibitor's age is as of

January 1, 2019.

2. All exhibitors except Cloverbuds must enter and participate in the Fitting and Showmanship class appropriate for their age and experience.
3. Walk-Trot-Jog I exhibitors may enter only classes 4, 9, 13, 17, 23, 32, 36, 40, 44, 50, 54, 56, 58 and 60. Walk-Trot-Jog II exhibitors may enter only classes 3, 8, 12, 16, 22, 31, 35, 39, 43, 49, 54, 56, 58 and 60.
4. All entries must be signed by parents and 4-H leader. Parents must also complete and sign the waiver on the back of the Pre-entry Form.
5. All entries must be accompanied by a copy of each horse's EIA papers and rabies certificate. (see Livestock Health Requirements). All exhibitors should also bring a copy of their horse's EIA papers, plus proof of rabies vaccination with them when transporting their horse to the fairgrounds. They will be checked by fair officials at the gate.
6. A shared horse or pony may not be entered in any class by more than three exhibitors.
7. Each exhibitor may make only one entry per class.
8. Where identification of an equine as to horse or pony is questioned, the following guides will be used:
 - A. By predominant breed if known or can be determined.
 - B. Height: – English Pony - less than 14.2; English Horse 14.2 and over.
 - C. Western Pony - less than 14.1; Western Horse 14.1 and over.
 - D. Decision of judge and or superintendent will rule.

RIDER APPOINTMENTS, TACK AND EQUIPMENT

9. Approved safety helmets are now required by law. Helmets must be worn in all classes including Fitting and Showmanship and Costume classes as well as whenever a rider is mounted on their horse between classes. Riders should bring their helmet to the show booth for inspection when picking up a show number for the day. It is the responsibility of the rider or the parent or guardian or trainer of the exhibitor to see to it that the headgear worn complies with the appropriate safety standard as set forth in the official 4-H Policy. The 4-H Organization makes no representation or warranty expressed or implied about any protective headgear, and cautions riders that death or serious injury may result despite wearing such protective headgear, as all equestrian sports involve inherent dangerous risk and as no helmet can protect against all foreseeable injuries.
10. For information concerning rider appointments, tack and equipment, position of rider and hands, refer to individual class requirements in the New York State 4-H Horse Show Rules and Regulations.

SAFETY

11. As stated in Rider Appointments, an approved safety helmet must be worn for all classes and whenever mounted on the horse.
12. A safety officer will be designated by the show committee. Their role will be to point out to any participant, spectator or show official any safety

concern and see that the unsafe practice is stopped.

13. Only exhibitors may be mounted on a horse or pony during the show.
14. Exhibitors should exercise extreme caution when entering and leaving the ring, as well as when in the show ring.
15. It is ultimately the responsibility of the adult accompanying a 4-H member to the show to ensure that their participant follows proper safety procedures.

MISCELLANEOUS

16. Horse and rider will be disqualified from the show at the discretion of the show superintendent and judge for any of the following reasons:
 - Misbehavior of the horse or rider
 - Evidence of poor sportsmanship on the part of the rider and/or their representative
 - Any treatment of the horse by its rider which is deemed cruel, abusive, and unnecessary
 - Lack of sufficient control of the horse by its rider
17. Classes may be moved, divided, or combined at the discretion of the show superintendent.
18. Trail classes will begin after Fitting and Showmanship classes are completed. The show manager will announce when classes are closed. Therefore, it is the rider's responsibility to complete the class. Trail class will be designed so that Walk Trot riders will be asked to perform only part of the course, riders 13 and under part of the course, and riders 14 and over the entire course.

1. **SENIOR English Fitting and Showmanship** - Members 14 years of age or older.
2. **JUNIOR English Fitting and Showmanship** - Members 13 years of age and younger.
3. **WALK-TROT II English Fitting and Showmanship** - Members 13 years of age and older.
4. **WALK-TROT I English Fitting and Showmanship** - Members 12 years of age and younger. Walk Trot I riders may be accompanied into the ring by an adult.
5. **SENIOR English Equitation**
6. **JUNIOR English Equitation**
7. **WALK-TROT II English Equitation** - 13 and older
8. **WALK-TROT I English Equitation** - 12 and under
9. **SENIOR English Pleasure** - To be judged on manners, performance and suitability for the rider. Loose rein on command.
10. **JUNIOR English Pleasure** - Same criteria as Senior
11. **WALK-TROT II English Pleasure** - 13 and older
12. **WALK-TROT I English Pleasure** - 12 and under
13. **SENIOR English Command**
14. **JUNIOR English Command**
15. **WALK-TROT II English Command** - 13 and older
16. **WALK-TROT I English Command** - 12 and under
17. **SENIOR English Hunter Hack** - To be shown at a walk, trot, extended trot and hand gallop. Will include two jumps.
18. **JUNIOR English Hunter Hack** - Same criteria as Senior

19. **SENIOR English Trail** - All trail classes are run throughout the day during the time trail class is open.
20. **JUNIOR English Trail**
21. **WALK-TROT II English Trail** - 13 and older
22. **WALK-TROT I English Trail** - 12 and under
23. **Lead Line Equitation - Ages 5-8 yrs.** - Each exhibitor will receive a participation ribbon and premium. May be asked to trot. Exhibitor may also enter Lead Line Trail class (see below).
24. **Lead Line Trail - English and Western**
25. **Costume** - This class may follow the lunch break. Entry may consist of not more than two horses or ponies and two exhibitors dressed to carry out a theme. To be judged on originality and attractiveness. No credit for acts or skits. Each should write a statement on a 3" x 5" card giving a description and theme for the announcer. One premium will be awarded per entry regardless of the number of exhibitors or animals. All participants must be enrolled 4-H members and be wearing an approved helmet.
26. **SENIOR Western Fitting and Showmanship** - Members 14 years of age and older.
27. **JUNIOR Western Fitting and Showmanship** - Members 13 years of age and younger.
28. **WALK-JOG II Fitting and Showmanship** - Members 13 years of age and older.
29. **WALK-JOG I Fitting and Showmanship** - Members 12 years of age and younger. Walk Jog I riders may be accompanied into the ring by an adult.
30. **Pleasure Driving** - Horse or pony. To be shown with an appropriate two or four-wheel vehicle at a walk, jog and extended trot. Judged on performance and manners. The animal should stand quietly and back readily when asked. Drivers 13 and under must be accompanied by an adult.
31. **SENIOR Western Equitation**
32. **JUNIOR Western Equitation**
33. **WALK-JOG II Western Equitation** - 13 and older
34. **WALK-JOG I Western Equitation** - 12 and under
35. **SENIOR Western Pleasure**
36. **JUNIOR Western Pleasure**
37. **WALK-JOG II Western Pleasure** - 13 and older
38. **WALK-JOG I Western Pleasure** - 12 and under
39. **SENIOR Western Command**
40. **JUNIOR Western Command**
41. **WALK-JOG II Western Command** - 13 and older
42. **WALK-JOG I Western Command** - 12 and under
43. **SENIOR Western Road Hack** - To be shown at a walk, jog, extended jog, lope, and hand gallop both ways. May be asked to halt and stand quietly from the hand gallop.
44. **JUNIOR Western Road Hack** - Same criteria as Senior
45. **SENIOR Western Trail** - All trail classes are run throughout the day during the time trail class is open.
46. **JUNIOR Western Trail**
47. **WALK-JOG II Western Trail**
48. **WALK-JOG I Western Trail**
49. **Drill Team**



SECTION N POULTRY

Superintendent In Charge – Emily Lapinel

Pre-entry Due July 15

Champion and Reserve Champion Ribbons will be awarded as follows: Fitting and Showmanship in each class; Largefowl Male; Largefowl Female; Bantam Male; Bantam Female; Production Bird; Waterfowl; Turkey.

Health:

- All birds must be hatched by May 1 except for birds entered in the broiler class.
- All birds exhibited in the show must have been raised, selected and groomed by the exhibitor, except for Cloverbud members.
- A copy of your current negative Pullorum-Typhoid Certificate must accompany entries.
- Birds must be in show quality condition-clean, healthy vigorous, mature, fully feathered, and free of lice and mites. Birds not meeting these requirements will not be allowed to exhibit at all.
- As a health precaution, all live poultry may be sold and not returned to the home flock or kept strictly isolated for 15 days or more.

Judging:

- Judging of standard and bantam-bred birds will be based on the American Standard of Perfection and the American Bantam Association Standard.
- Production characteristics for meat or eggs will be judged on recommended standards.
- Birds entered in this section may also be entered in the open class poultry show by contacting the Fair Office.
- Poultry exhibitors must be present Tuesday to show their birds.
- Exhibitors will remove birds from the coop and bring them to the judging table. The judge will discuss each bird and its placing with the exhibitor.

- Project records must be up-to-date and available if requested.

Fitting and Showmanship:

- All exhibitors must enter and participate in the Fitting and Showmanship Class appropriate for their age and experience. Exhibitor's age is as of January 1, 2019.
- Those entering this class will have to show their bird outside the coop at the judge's discretion and answer questions on disqualifications, identifications and naming of body parts.
 1. Fitting and Showmanship- Members 13 years of age and older who are not first time poultry exhibitors.
 2. Fitting and Showmanship- Members 9-13 years of age who are not first time poultry exhibitors.
 3. Fitting and Showmanship-Members showing poultry for the first time.
 4. **Cloverbud (show and tell), Ages 5-8 yrs. - For Exhibition Only.** Each exhibitor will receive a participation ribbon. Cloverbud members present their bird to the judge.

Making an Entry:

Combine the breed or variety class number, with the letter denoting the gender and age grouping of the exhibit as follows:

A. cock B. hen C. cockerel D. pullet E. old trio
F. young trio

EXAMPLE: class 34C is for Light Brahma Cockerels.

RESTRICTIONS:

- Egg Production classes are for hens and pullets currently laying.
- Trios consist of a male and two females of the same age, a cock with two hens or a cockerel with two pullets. Trios can only be entered in the exhibition largefowl and bantam categories.
- An exhibitor is allowed a maximum of 21 entries in this section.
- An exhibitor may make three entries in each class, ex. 3 blue cochin cocks, 3 blue cochin hens etc.
- A bird may be entered in only one class.

Production Largefowl

General Purpose

5. Rhode Island Red
6. New Hampshire Red
7. Plymouth Rock -Barred
8. Plymouth Rock -White
9. Wyandotte -Any Variety
10. Austrolop

Egg Production (Hens and Pullets currently laying only):

11. Rhode Island Red
12. New Hampshire Red
13. Plymouth Rock -Barred

14. Leghorn -White
15. Austrolop
16. Gold Comet
17. Any Other Breed/Strain of commercial layer

Meat Production:

18. Cornish Rock broiler
19. Any Standard Breed for meat
20. Any Named Cross-bred for meat

Exhibition Largefowl:

American Class:

Plymouth Rock

21. Barred
22. White
23. AOV Plymouth Rock

Wyandotte

24. White
25. Silver Penciled
26. Partridge
27. AOV Wyandotte

Rhode Island Red

28. Single Comb
29. Rose Comb
30. **Jersey Giant** –any variety
31. **Java** –any variety
32. **Dominique**
33. Any Other American Breed

Asiatic Class

Brahma

34. Light
35. Dark
36. Buff

Cochin

37. White
38. Black
39. Blue
40. AOV Cochin

Langshan

41. Any Variety

English Class

42. **Cornish** – any variety
43. **Dorking** – any variety

Orpington

44. White
45. Black
46. Blue
47. Buff
48. Speckled Sussex
49. Austrolop
50. AOB English

Mediterranean Class:

Leghorn

51. White Single Comb
52. Light Brown Single Comb
53. AOV Leghorn

Minorca

54. White
55. Black
56. AOV Minorca

Andaludsain

57. Blue

58. Splashed
59. Ancona
60. Buttercup
61. White Faced Black Spanish

Continental Class:

Hamburgs

62. Silver Spangled
63. AOV Hamburg

Campine

64. Golden
65. Silver

Polish

66. Any Bearded Variety
67. Any Non-bearded Variety
68. Houndan – Any Variety
69. Lakenvelder
70. Salmon Faverolle
71. Crevecoeur
72. AOB Continental Class

Any Other Large Fowl Class:

73. **Game- Modern or Old English**-any variety
74. **Sumatra**- any variety
75. **Phoenix**- any variety
76. **Naked Neck**- any variety
77. **Ameraucana**- any variety
78. Any Other Recognized Largefowl Breed

Bantams:

Game Class:

79. **Modern Game**- any variety
- Old English Game**
80. White
81. Black
82. Silver Duckwing
83. AOV Old English Game

Single Combed Clean Legged Class:

Japanese

84. Black Tailed White
85. White
86. AOV Japanese
- Leghorn**- Single Comb
87. White
88. AOV Leghorn- Single Comb

Plymouth Rock

89. White
90. Barred
91. AOV Plymouth Rock
- 92. New Hampshire Red**
93. **Rhode Island Red**- Single Comb
94. **Orpington**- any variety
95. **Dutch**- any variety
96. AOB SCCL

Rose Combed Clean Legged Class:

97. **Belgain Bearded d’Anver**- any variety
98. **Hamburg**- any variety
99. **Rhode Island Red**- Rose Comb
- Leghorn**- Rose Comb
100. White
101. AOV Leghorn-Rose Comb

Sebright

- 102. Golden
- 103. Silver

Rosecomb

- 104. Black
- 105. White
- 106. Blue

Wyandotte

- 107. White
- 108. Black
- 109. Partridge
- 110. Silver Laced
- 111. AOV Wyandotte
- 112. AOB RCCL

All Other Combs Clean Legged:

- 113. **Cornish**- any variety
- 114. **Polish**- any variety
- 115. **Frizzle**- any clean legged breed
- 116. AOB Clean Legged

Feather Legged Class:

- 117. **Belgian Bearded d’Uccle**- any variety
- 118. **Booted**- any variety

Brahma

- 119. Buff
- 120. Light
- 121. Dark

Cochin

- 122. White
- 123. Black
- 124. Blue
- 125. AOV Cochin
- 126. **Silkie**- any variety
- 127. **Frizzle**- any feather legged breed
- 128. AOB Feather Legged Breed

Other Fowl:

- 129. Bantam Duck
- 130. Duck
- 131. Goose
- 132. Turkey
- 133. Any Other Game Bird (pheasant, guinea, quail, etc.)

Pet:

- 134. Any Breed

SECTION O

RABBITS/CAVIES

Superintendent In Charge- Emily Lapinel

Only healthy animals will be allowed to be shown
Pre-entry Due July 15th

Albany County Health Department requires extra care in the housing and handling of off-label and non-vaccinated animals. As a result of this requirement, goats, and rabbits will be housed and handled in such a manner as to reduce contact with the public. Exhibitors of goats and rabbits will be expected to cooperate fully with this requirement.

1. Entries- exhibitors may enter up to two animals in each class and a total of 6 animals in the 4-H rabbit show.
2. Housing- rabbits being entered in both 4-H and open will be housed on the fair grounds. Entering the open class show requires a separate entry form.. Rabbits entered only in 4-H will be brought to the fair grounds on show day and may be taken home as soon as the show is completed.
3. The rabbit show will be held in the livestock show ring. For those with rabbits on the grounds, please bring suitable carrying cages to transport your animals to the show ring. For those bringing animals for the day, transport in suitable cages to the show ring. It is important not to stop and allow fair visitors to touch your animals on the way to and from the show ring. The ring will be set up with show tables toward the front of the tent and an exhibitors-only area toward the back. All animals are to be kept in the exhibitors-only area until it is time to bring them to the show table. No animals are to be left in vehicles in the parking lot before or after the show. Animals entered in open class should be returned to the rabbit exhibit area immediately following the show.
4. All exhibitors except Cloverbuds must enter and participate in Fitting and Showmanship Class appropriate for their age and experience. Exhibitor age is as of January 1, 2018. Fitting and showmanship classes may be judged by knowledgeable adults or older teens at the same time breed classes are being judged by the primary show judge. Exhibitors should complete their showmanship class in between showing in breed classes. Member will show rabbit on table at judge’s direction and answer questions on the breed, parts, health, care, etc. (Ask your 4-H office for information about how to prepare for and show in fitting and showmanship.)
5. Exhibitors who enter the youth division of the Open Rabbit Show will be required to help with the maintenance of the rabbit exhibit throughout the week. Rabbits will be on display Monday through Sunday. Youth participants should sign up with Rabbit Show Superintendents.

RABBIT CLASSES:

1. **Fitting and Showmanship**- Members 13 years of age and older who are not first time rabbit exhibitors.
2. **Fitting and Showmanship**- Members 9-13 years of age who are not first time rabbit exhibitors.

3. **Fitting and Showmanship** – Members showing rabbits for the first time.
4. **Cloverbud, Ages 5-8 yrs.** - For Exhibition Only. Each exhibitor will receive a participation ribbon.

Wool Breeds: Sr. Buck -over 6 months , Sr. Doe-over 6 months, Jr. Buck-under 6 months but at least 3 months and Jr. Doe – under 6 months but at least 3 months

Wool Breeds	Sr. Buck	Sr. Doe	Jr. Buck	Jr. Doe
English Angora	5	6	7	8
French Angora	9	10	11	12
Giant Angora	13	14	15	16
Satin Angora	17	18	19	20
Jersey Wooley	21	22	23	24
American Fuzzy Lop	25	26	27	28

Commercial Breeds: Sr. Buck - over 8 months, Sr. Doe - over 8 months, Intermediate Buck - 6-8 months, Intermediate Doe - 6-8 months, Jr. Buck - 6 months but at least 3 months, Jr. Doe - 6 months but at least 3 months

Commercial Breeds	Sr. Buck	Sr. Doe	Int. Buck	Int. Doe	Jr. Buck	Jr. Doe
American	29	30	31	32	33	34
Beveren	35	36	37	38	39	40
Californian	41	42	43	44	45	46
Champagne D'Argent	47	48	49	50	51	52
Checkered Giant	53	54	55	56	57	58
American Chinchilla	59	60	61	62	63	64
Giant Chinchilla	65	66	67	68	69	70
Cinnamon	71	72	73	74	75	76
Crème D'Argent	77	78	79	80	81	82
Flemish Giant	83	84	85	86	87	88
Hotot	89	90	91	92	93	94
English Lop	95	96	97	98	99	100
French Lop	101	102	103	104	105	106
New Zealand	107	108	109	110	111	112
Palomino	113	114	115	116	117	118
Satin	119	120	121	122	123	124
Silver Fox	125	126	127	128	129	130

Fancy Breeds: Senior Buck - over 6 months, Sr. Doe - over 6 months, Junior Buck - under 6 months but at least 3 months, Junior Doe - under 6 months but at least 3 months.

Fancy Breeds	Sr. Buck	Sr. Doe	Jr. Buck	Jr. Doe
Belgian Hare	131	132	133	134
Britannia Petite	135	136	137	138
Standard Chinchilla	139	140	141	142
Dutch	143	144	145	146
Dwarf Hotot	147	148	149	150
English	151	152	153	154

Spot				
Florida White	155	156	157	158
Harlequin	159	160	161	162
Havana	163	164	165	166
Himalayan	167	168	169	170
Holland Lop	171	172	173	174
Mini Lop	175	176	177	178
Mini Rex	179	180	181	182
Netherland Dwarf	183	184	185	186
Polish	187	188	189	190
Rex	191	192	193	194
Rhinelander	195	196	197	198
American Sable	199	200	201	202
Silver Marten	203	204	205	206
Tan	207	208	209	210
Other	211	212	213	214

Pet Rabbits: Senior Buck - over 6 months, Sr. Doe - over 6 months, Junior Buck - under 6 months but at least 3 months, Junior Doe - under 6 months but at least 3 months.

Pet	Sr. Buck	Sr. Doe	Jr. Buck	Jr. Doe
Pet	215	216	217	218

CAVY CLASSES:

219. **Fitting and Showmanship-** Members 13 years of age and older who are not first time cavy exhibitors.
220. **Fitting and Showmanship-** Members 9-13 years of age who are not first time cavy exhibitors.
221. **Fitting and Showmanship** – Members showing cavies for the first time.
222. **Cloverbud, Ages 5-8 yrs.** - For Exhibition Only. Each exhibitor will receive a participation ribbon.

Breed	Sr. Buck	Sr. Doe	Jr. Buck	Jr. Doe
American	223	224	225	226
Peruvian	227	228	229	230
Teddy	231	232	233	234
Satin	235	236	237	238
Silkie	239	240	241	242
Pet/Grade	243	244	245	246
Other	247	248	249	250

Championships will be awarded as follows: Champion and Reserve Champion will be awarded in each showmanship class 1-3. Best of Breed and Best Opposite certificates will be awarded in each breed class.

FAMILY AND CONSUMER SCIENCES/HOME ECONOMICS

SECTION P FOODS

Superintendent in Charge – Rachel Lee

- An exhibit is: 3 samples of small items (cookies, muffins, cupcakes, rolls, breadsticks, pretzels, or similar products); 1/2 of large item (loaf bread, cake, coffee cake, pie or similar product.)
- **Items requiring refrigeration (i.e. custard, creams, etc.) will not be accepted.**
- Judges will be allowed to cut or open, as they deem necessary, any food exhibits.
- The use of paper baking cups will not be accepted and no responsibility will be assumed for plates, baking pans, or food preservation containers.
- It is suggested that food exhibits be brought on paper plates and covered.
- Exhibits baked and brought to the fair the same day need to be cooled before wrapping.
- Exhibits should be in place by Saturday, August 11, 2:30 p.m. An exhibitor may enter up to two exhibits per class.
- **All FOODS exhibits will be kept for display and will not be returned to the youth at the end of the Fair. The only exception will be entries in Class 18.**
- Recipes must accompany all exhibits in Classes 1-18, 22, 23, and 24 on an index card stapled to exhibit card. Recipe must include complete list of ingredients and procedures. Computer printout of recipes can be affixed to an index card when recipe is required.
- Identify if product was baked in microwave oven.
- Each exhibitor must individually prepare his or her own product.
- No mixes may be used in any class. Purchased dough and use of a bread machine are not permitted.
- For all baked food and recipe classes, exhibitors are encouraged to select recipes with lower sugar and fat content.
- Classes 1-11 must be unfrosted and no toppings, except class 1 coffee cake only.
- Food preservation exhibits must be done according to Cornell recommendations as listed in: U.S.D.A. #539 Complete Guide To Home Canning.
- **A food item may be entered in one class only.**

CLASS

1. **Quick breads:** with fruit, vegetable, nuts and/or whole grains.

2. **Muffins:** plain, corn, whole grains, bran, fruit, or vegetable.
3. **Baking powder biscuits:** rolled or drop.
4. **Yeast breads:** Must be kneaded. White, whole or multi-grained. Do not grease for exhibit.
5. **Yeast rolls; bread sticks; soft pretzels:** white, whole or multi-grained. Do not grease for exhibit.
6. **Cookies:** drop.
7. **Cookies:** molded or refrigerated.
8. **Cookies:** rolled or pressed.
9. **Cookies:** bar, includes brownies.
10. **Cake:** plain (spice, chocolate, butter) made with shortening, baked in a pan approximately 8-9" (round or square). Unfrosted.
11. **Cake:** foam type (angel food, sponge, chiffon) baked in a tube pan, approximately 9-10". Unfrosted.
12. **Cake Decorating:** Frosted and decorated cake, or special occasion disposable form or 3 cup cakes for a birthday, anniversary, graduation, etc. Decorations need to be made with decorator's frosting using decorator's tips. Candies, actual flowers and other decorations can only be added to enhance the frosting decorations, not used alone. Include on index card what occasion the cake is to be used for.
13. **Fruit pie:** not larger than 8", or fruit tarts, 2 specimens. Must make both filling and crust.
14. **International Food:** An exhibit is a sample of any baked item associated with customs and traditions of a country or population of the world and must include: a) recipe, b) historical background or context, and c) traditions associated with preparing, serving and eating the food. Cookies, muffins, bread, cake, cupcake, coffee cake, pie, or other baked items.
15. **Heritage Food:** An exhibit is a sample of any baked item associated with family traditions or history and must include: a) recipe, and b) family history and traditions associated with the food. Cookies, muffins, bread, cake, cupcake, coffee cake, pie, or other baked items.
16. **Holiday Food Item:** can represent any holiday.
17. **Baking Light:** An exhibit is a sample of any baked product that is made with less fat and total calories by 1) modifying a recipe (include original and revised recipe); 2) using an already modified recipe; 3) making a traditionally low-fat product such as angel food cake. The recipe and explanation of why it is low in fat must be included. Cookies, loaf bread, cake, cupcake, coffee cake, muffins, pies, or other baked items.
18. **Canned Food:** Total of four, same size, glasses or jars. Minimum container size - 1/2 pint. Glasses and jars must be clear. A combination of the following may be entered: vegetables, pickles, fruits, jams, jellies, marmalade. **The contents of the jars must be different.**
19. **Heritage Food Recipes:** A minimum of 10 recipes exhibited in recipe box, notebook or file.
 - A. All information should be printed in ink or typed. If in file box, must be on cards.
 - B. Recipes should be collected from parents, grandparents, ancestors or from neighbors and older community members, which reflect a variety

- of foods your family or early settlers brought to your particular region during a generation other than your own.
- C. Include comments about the heritage aspects of each food, how used and by whom. Illustrations are welcome.
20. **Healthy Recipes:** A minimum of 6 recipes exhibited in recipe box, notebook, or file.
- All information should be printed in ink or typed. If in a file box, must be on cards.
 - Identify on recipe what current 4-H project it is related to.
 - All recipes should reflect the nutritional focus of the one project chosen and chief nutrients should be listed.
 - Do not include recipes listed in the project materials.
 - Exhibitors must have tried all of the recipes and made comments on how well they were liked and/or given recommendations for their use.
21. **Poster:** at least 14"x22", or a poster series depicting: any or all of the American Heart Association Dietary Guidelines; wise food buying and decision making; science whys; food safety; the ecology of food and eating; evaluating nutrition information; public policy and legislation; food scarcity; nutrition during various life cycles; food additives; new food labels; cultural aspects of food; food preparation reflecting the Dietary Guidelines. Posters must have provision for hanging. Guidelines for poster making can be obtained from the 4-H office.
22. **Grown In New York State:** a sample of any baked product that contains a fruit or vegetable grown in New York State and must include a recipe and an explanation of the ingredient grown in New York, including where it was grown and purchased and if it was preserved for later use. Source of the ingredient can be a home garden, U-pick or roadside stand, farmers market, or any market if the source can be identified. Includes cookies, muffins, bread, cake, cupcakes, coffee cake, pie or other baked items.
23. **Pet Treats:** An exhibit will consist of 3 samples or 1 cup mix of baked treats for dogs, horses, etc. Will be evaluated on appearance, smell and texture. Include on index card the reason for the treat such as for your pet, community service project, fundraiser, etc.
24. **Open Class:** For all other exhibits not listed above. Must obtain approval from superintendent. **Must attach recipe and written description of the process used for creating the item.**

SECTION Q

CLOTHING AND TEXTILES


Superintendent In Charge – Emily Lapinel

- Each exhibitor may enter up to six garments in Class 1.
- Each garment must show three new or improved construction skills, learnings as identified by the member.
- Exhibitor may enter one exhibit in each Class 2, 3, and 4.
- In addition to the entry tag, the Exhibitor Statement Form must be securely fastened to the project with the following information:
 - Name of exhibitor
 - County
 - Age
 - Years in textiles and clothing
 - Name or source of pattern and/or 4-H project
 - Fiber content of item
 - Care label information
 - At least 3 things learned while constructing the item
 - If entry has more than one piece:
 - state number of pieces
 - attach a name tag to each piece
- Include a pattern with any project where a pattern was used.**

Garments must be clean and pressed. Light-colored clothing may be placed in a clear plastic bag to protect it from dust and dirt.

CLASS

- Clothing Construction** Any beginning, intermediate, or advanced level sewn garment. Pieces of a coordinated outfit should be entered as one entry.
 - Beginning Skill Members** – skills may include seams, pressing, casing for elastic, facing, hems, raglan and dolman sleeves, straps or belt loops, gathering and waistband.
 - Intermediate Skill Members** – skills may include gathering, collar, set-in sleeves, plackets and cuffs, zipper, pockets, pleats, plaid, snaps, hook/eye machine buttonholes.
 - Advanced Skill Members** – skills may include specialty fabrics, plaids and stripes, lining, bound buttonholes, welt pockets, tailoring.
- Wearable Accessories, Sewn** – an item created by the exhibitor, which has a decorative and/or functional purpose.
- Historically Accurate Clothing, Sewn** – Clothing made using materials and construction techniques appropriate for period clothing. Exhibit does not have to use the exact fabric or technique but there should be evidence of effort.



4. **Costumes** – made using materials and construction techniques appropriate for the costume design and use. For example, if the costume is to be worn only once in a school play, the “look” of it from a distance will be more important than neat sewing.
5. **Recycled Garments** – examples include remodeled or renovated garments. Must include a before picture.
6. **Non-Apparel, Sewn** – examples include outdoor equipment such as a backpack, tent, sleeping bag; articles for a horse such as a saddle pad, cooling sheet, saddle bags or recreational items such as kites and toys (for reference, see the 4-H curriculum *Simple Gifts and The Flight/Fabric Connection*).
7. **Wearable or Non-Wearable Items Designed and Constructed by Exhibitor** – designs may be made by hand, by computer, or combinations/design alterations of purchased patterns. Include pattern and description.
8. **Purchased Garment** – entries in this class should reflect wise consumer decision-making. Garment or outfit must be accompanied by an 8 1/2"x 11" information notebook. The notebook must include the following:
 - A. Color photo of entrant wearing garment or outfit. Label photo with name, county, club, and color of complexion, hair and eyes
 - B. Cost of garment - include price tags or information, and an itemized comparison of cost to make garment. Consider cost of fabric, notions, pattern, labor, etc.
 - C. Story that describes a) why garment was purchased, b) how it fits into wardrobe, c) fabric structure, fiber content, and care, d) simple accessories selected, and e) activities for which garment will be worn. For reference, see the 4-H curriculum *Clothing Decisions*.
9. **Sewing Box**
10. **Open Class** – this is an option for exhibits deemed to be worthwhile but fall outside the categories described above. The decision to enter such exhibits is left to the discretion of the Textiles and Clothing Superintendent.



SECTION R



HOME IMPROVEMENT & CHILDCARE

Superintendent In Charge – Rachel Lee

- Items will be judged according to recommended 4-H practices as taught in this year's projects.
- Objects that will ultimately be **used** as wall hangings must have mountings and be ready for hanging.
- For Classes 1-7, each exhibit must be accompanied by

the Exhibitor Statement Form giving: a) material used; b) construction process and/or products used; and c) color scheme of room where article is used.

- Limited to 2 entries per class.

CLASS

1. **Major Item of Fabric Furnishings** such as: bedspread, coverlet, quilt, dust ruffle, curtains, draperies, etc.
2. **Wooden Furniture Item or Accessory** finished or refinished (painted or natural finish) by exhibitor. Accessory items must be constructed and finished by exhibitor.
3. **Accessory Item** constructed and finished by exhibitor. Examples are pillow, picture frame, bulletin board, basket, etc. May be fabric, wood, cardboard or combination of materials.
4. **A Coordinated Ensemble** of three to five fabric items that may include both sewn and non-sewn items. From Fabric Furnishings project.
5. **Creative Plaything** - A homemade toy, book, game or activity to be used with children. Include age of child intended to use article and what the child will learn from the article.
6. **Heritage and Horizons Home Crafts** - showing concepts learned in a Heritage and Horizon Home Craft project related to soap making, cordage, basketry, natural dyes, spinning and felting or rawhide. Any combination of two exhibits can be entered in this class.
7. **Heritage and Horizons Play and Recreation** - Show concepts learned in a Heritage and Horizon Home Arts project related to games, dolls and toys. Any combination of two exhibits can be entered in this class.
8. **Heritage and Horizon Poster** - At least 14"x22" and have provision for hanging. Illustration of skills learned in either the Heritage and Horizon Home Crafts or Heritage and Horizon Play and Recreation projects. For example, how to prepare natural dyes. Guidelines for poster making can be obtained from the 4-H office.
9. **Poster** - At least 14"x22" about safe babysitting/child care practices or about child development stages. Must have provisions for hanging. Guidelines for poster making can be obtained from the 4-H office.
10. **Holiday Item** – No kits. Item can represent any holiday.
11. **Open Class** – For all other exhibits not listed above. Must obtain approval from superintendent.

SECTION S

EXPRESSIVE ARTS

Superintendent in Charge – Rachel Lee



1. **4-H Achievement Record Book** - Exhibit to consist of 4-H record book of durable type, minimum size 8 1/2"x11" pages. No special cover requirements for notebook. 4-H Club History books may also be entered in this class. Follow same size and type requirements as listed for member achievement books. Member's name and county should be on inside front cover. Will be judged on workmanship, mounting, arrangement and accomplishment. Contents may include record of work and achievement from a member's total years in 4-H. Your achievement book should only include the most recent three years of work. Remove the past years from your achievement book or begin a new book for your most current achievements. For guidelines for making an achievement book, refer to Achievement Book Instructions from the 4-H Office in your county.
2. **Journal** – garden or other
3. **Record/Scrapbook**
4. **Fiction Writing**
5. **Non-Fiction Writing**
6. **Open Class** – For all other exhibits not listed above. Must obtain approval from superintendent.



SECTION T

CREATIVE ARTS and CRAFTS



Superintendent In Charge – Emily Lapinel

- No more than two entries may be made in any class.
- Kits will be acceptable **only from first year members** in creative needlework. Latch hook is permitted during first year.
- Each exhibit **must** be accompanied by the Exhibitor Statement Form giving:
 - a. materials used, specify if kit;
 - b. process;
 - c. intended purpose/use of finished product; and
 - d. new learning.

CLASS

1. **Knitting**
2. **Crocheting**
3. **Weaving**
4. **Macramé**
5. **Embroidery** including counted cross stitch
6. **Quilting/Hand Appliqué/Patchwork**
7. **Needlepoint**
8. **Textile Arts** – apparel made using a form of textile art other than sewing. Items may be crocheted, knitted, woven, tie-dyed, etc.
9. **Scrapbooks**
10. **Jewelry** – No kits. Must be made by exhibitor.
11. **Felting**
12. **Artwork**, including paintings, drawings, collages, graphics, prints, etchings
13. **Sculptures** made from plaster, recyclable materials and others.
14. **Open Class** – For all other exhibits not listed above. Must obtain approval from superintendent.

SECTION U

CLOVERBUDS

Superintendent In Charge – Emily Lapinel

- **Cloverbuds are youth who are 5-7 years of age, on or before January 1st of the current club year.** Youth who are eight years of age, on or before January 1st of the current club year, may enroll as a 4-H member.
- Entry should reflect project guidelines of the county in which Cloverbud member is enrolled.
- Cloverbuds will visit with an adult to talk about their project. The project will not be judged in the same way entries are for older youth. A Cloverbud Ribbon of Participation and a premium will be awarded for each entry.
- Cloverbuds may also give a Public Presentation, do a Club Exhibit or Action Booth. See Section A Classes 1, 2, 3, 4.
- **Limit 10 entries per youth.**
- **Cloverbuds may not enter projects in other sections of the Fair.**

Class

1. **Cloverbud project.** Any item made in conjunction with Cloverbud materials.
2. **Cloverbud group poster.** A poster (maximum size 22"x28") made by Cloverbud members showing club project activities or community service events. Must have a provision for hanging. Premium paid to club leader; submit Master Entry list for payment. One entry per club.

SCHEDULE FOR ENTERING EXHIBITS

July 15th – all pre-entries for **animals** are due to your 4-H office. All pre-entries for Club exhibits, Club Banners, horticulture experiments, video, photography and Action Booths are due to the individual indicated on the entry form.

Wednesday, August 7 9:30 a.m. – 12:30 p.m. Teen Leader Orientation, attendance required.

Saturday, August 10..... 9:30 a.m. – 2:30 p.m. Exhibits accepted and judged from Sections A (Classes 5, 6, 7), B, C, D, E, F, G, P, Q, R, S, T, & U. Set up club exhibits.

Sunday, August 11 12 noon – 8:00 p.m. Poultry, Beef and Dairy Cattle entered.

Monday, August 12..... 10 a.m. – 2 p.m. Sheep and Goats entered.

..... 8 a.m. – 12 noon..... Beef and Dairy Cattle entered.

..... 4 p.m. Livestock exhibitors' meeting – in livestock show ring.

4-H Building open 10 a.m. – 10 p.m. Tuesday through Sunday TENTATIVE SCHEDULE OF EVENTS

Tuesday, August 13.. 10:00 a.m. 4-H Poultry Show, Livestock Show Ring

..... 12 noon - 4 p.m..... 4-H Public Presentations, 4-H Building

Tuesday, August 13... 5:00 pm..... 4-H Dog Show

Tuesday, August 13... 6:00 pm..... 4-H Produced in New York

Wednesday, August 14 10:00 a.m. 4-H Rabbit/Cavy Show – Cattle Show Ring

Again for 2019! Wednesday, August 14... 1:00 pm..... 4-H Clover Cook-Off! – 4-H Building

Thursday, August 15... 9:30 a.m. 4-H Dairy Goat Show, Sheep and Goat Show Ring

..... 1:00 p.m. 4-H Sheep Show, Sheep and Goat Show Ring

..... 2:30 p.m. 4-H Dairy Cattle Show, Cattle Show Ring

..... 5:00 pm – 8:00 pm..... 4-H Public Presentations, 4-H Building

Friday, August 16..... 9:00 a.m. 4-H Horse Show, Horse Show Ring

Friday, August 16.... 11:00 am..... 4-H Produced in New York

..... 4:30 p.m. 4-H and Open Beef Cattle Show, Cattle Show Ring

Again for 2019! Saturday, August 17.... 11:00 am..... 4-H Clover Cook-Off! – 4-H Building

Saturday, August 17... 7:00 pm..... 4-H Master Showmen Show, Cattle Show Ring

Sunday, August 18 ... 6:00 pm..... 4-H Pet Show, 4-H Building

..... **8:00 p.m..... Livestock exhibits released**

..... **8:00 to 10:00 p.m..... Exhibits released to exhibitors on the fairgrounds**

Monday, August 19... 9:00 a.m. – 4:00 p.m..... Exhibits may be removed. 4-H Programs take no responsibility for exhibits that are not picked up during this time period.

	<u>Section</u>	<u>Page</u>		<u>Section</u>	<u>Page</u>
Cattle – Beef	H	19	Home Improvement	R	33
Cattle – Dairy	I	20	Horses	M	25-26
Child Care	R	33	Mechanical Science	G	12-13
Clothing and Textiles	Q	32-33	Natural Res./Env. Ed	E	10-11
Cloverbuds	U	34	Ornamental Horticulture	C	7-9
Communication Arts	A	4	Pet Show	LL	24
Creative Arts and Crafts	T	34	Photography	F	11-12
Dogs	L	22-24	Poultry	N	27-29
Entomology	D	9-10	Public Presentations	A	4
Expressive Arts	S	34	Rabbits/Cavies	O	29-30
Foods	P	31-32	Sheep	J	20-21
Goats	K	21-22	Vegetables	B	6-7

4-H PASSES

Please obtain 4-H admission passes from your 4-H office. Passes may also be purchased at the fair grounds on 4-H exhibitors' day, Saturday, August 10th from 9:30 a.m. - 2:30 p.m. All 4-H passes are sold on a pre-fair basis. **No 4-H passes will be available after 2:30 p.m., Saturday, August 10th.**

Cost of 4-H passes is as follows: Member weekly pass - \$25.00. Adult parent or volunteer weekly pass - \$25.00. Adult/Child daily pass - \$10.00. Adult passes include parking.

There is no admission charge on 4-H exhibitors' day, Saturday, August 10th or Sunday or Monday when livestock are entered. Access to the fair grounds on Monday will be limited to those entering livestock and others preparing for the fair's opening. The fair is not open to the public on these days.

The GREAT ALTAMONT FAIR will officially open on Tuesday, August 13th at 8:00 a.m. After this time, everyone entering the grounds will either have to pay admission or present a pass.