

# Lewis County 4-H Fair Guide



July 16-20, 2019



## County Fair

Lewis County Fairgrounds,  
Lowville, NY



# CORNELL COOPERATIVE EXTENSION, LEWIS COUNTY 4-H

7395 East Road, Lowville, New York 13367

Telephone: 315-376-5270 ~ Website: [www.ccelewis.org](http://www.ccelewis.org) ~ Email: [lewis@cornell.edu](mailto:lewis@cornell.edu)

## 4-H STAFF

**Michele Ledoux**  
Executive Director  
[mel14@cornell.edu](mailto:mel14@cornell.edu)

**Robert Bucci**  
4-H Animal/Plant Science Educator  
[rtb92@cornell.edu](mailto:rtb92@cornell.edu)

**Kathy Lehman**  
4-H Program Educator  
[kjl89@cornell.edu](mailto:kjl89@cornell.edu)

**Joanne Salmon**  
Association Operations Coordinator  
[jes32@cornell.edu](mailto:jes32@cornell.edu)



Dear 4-H Family:

This publication is designed to familiarize you with your 4-H involvement at the Lewis County Fair to insure a rewarding experience.

- Start early and get organized! Make a place to keep all of your 4-H County Fair information.
- Get a Fair Book available at the 4-H office. The 4-H section is also on the Lewis County CCE website at [www.cce.lewis.org](http://www.cce.lewis.org)
- Become aware of all the 4-H Divisions and Classes.
- Make sure you are using the Youth Department of the fair book.
- Read the general rules in the beginning of BOTH the divisions and the classes.
- Read your newsletters for the latest updates.
- Discuss with your 4-H club how you'll be involved and what you'll exhibit.
- Know Your DEADLINES!*
- Complete your entries ON-LINE by the deadline dates.



# Table of Contents

4-H Staff and Introduction .....	2
Table of Contents.....	3
For Safety's Sake and Important Information .....	4
Purpose of 4-H Programming at the County Fair .....	5
Show Your Best Self .....	5
Fair Passes .....	5
New for 2019...Fair Entry Online Process .....	6
Where Is the Fair?.....	7
4-H Exhibits .....	8
Preparing Exhibits for Fair.....	9
When Are Exhibits Brought To The Fair?.....	9
How Long Are Exhibits On Display? .....	9
Special Notes for Food Exhibits .....	9
Know Your Fair Book .....	10
Online Entry Process .....	10
Club Displays & Exhibits.....	11
It's 4-H Contest Time .....	11-15
Here Comes the Evaluator .....	16-17
The Five Steps to Evaluations (Judging) .....	17
Cloverbuds and Competition .....	18
Cloverbud Safety Policy .....	18
4-H Animal Exhibits .....	19
Prior to Fair for Animals.....	20
Fair Week for Animals.....	20
Rules for Youth Animal Exhibits at the Lewis County Fair .....	21
Care of Youth Animal Exhibits .....	21
Important 4-H Dates .....	22
4-H Reminders.....	23



## FOR SAFETY'S SAKE...

If an accident should occur, remain calm and take the following steps:

1. **Call 911.**
2. Contact the 4-H Staff immediately.
3. Contact the Fair Office at 315-376-8333.
4. No statement regarding the incident or insurance information should be made to anyone, i.e. news media, bystanders etc. This is to protect the privacy of the individuals and to prevent misinformation.
5. As follow up, Extension Staff will make a report within 24 hours to P. W. Wood and Son, the insurance carrier for CCE.



**In the event of a medical emergency dial 911 or contact the Fair Office (315-376-8333) to secure medical attention and a 4-H staff person to make an incident report.**



## IMPORTANT INFORMATION

Deadlines – due to 4-H Office or Online:

- \* May 31 ~ Animal Identification forms
- \* June 7 ~ Animal Entries due (ONLINE)
- \* June 21 ~ Jr. Superintendent Applications
- \* July 10 ~ Youth Building Entries (ONLINE)

Dates:

- \* July 12 ~ 9am-12pm ~ Jr. Superintendent Orientation
- \* July 12 ~ 1-4 pm ~ Youth Building Evaluations and booth set up.
- \* July 15 ~ 9:00pm ~ Animals to be in place
- \* July 20 ~ 8:00pm ~ Animals released starting at 8 pm
- \* July 20 ~ 8-9:30pm ~ Exhibits released
- \* July 21 ~ 9-10am ~ Youth building open for exhibit pick up



Important Documents For Each Animal Species:

- \* Horse - Negative Coggins and proof of Rabies (collected by 4-H Office)
- \* Cattle\* - Rabies (4 months and older), negative BVD-PI, proof of BRD vaccine
- \* Sheep\* - Scrapie ID, Rabies (4 months and older)
- \* Goats\* - Scrapie ID
- \* Swine\* - Proper animal identification
- \* Llamas/Alpacas\* - Proper animal identification, negative BVD-PI test
- \* Poultry\* - negative PTT test, proof of NPIP – **Mandatory Poultry Pullorum Testing to be held June 27 -5:30pm at CCE office.** \*Lewis County 4-H does not need to collect these documents, but you must have this paperwork with you at the fairgrounds for Veterinary Inspection (required of all animals onsite).

## PURPOSE OF 4-H PROGRAMMING AT THE COUNTY FAIR

- To help 4-H youth learn standards of quality project work
- To provide an opportunity for recognition
- To promote an understanding of the 4-H program through youth in action and exhibits of project work
- To provide 4-Hers with experiences for social interaction and development
- To provide 4-Hers with a variety of positive development experiences
- To provide leadership opportunities

The 4-H events and activities at the fair are an outgrowth of the annual educational program conducted by 4-H in Lewis County all year long.

The program is open to Lewis County youth of all ethnic, racial, economic and educational backgrounds.

## SHOW YOUR BEST SELF

Remember you are representing the 4-H program. At all times, please conduct yourself in a manner which will be a credit to your program. In addition, 4-H members **MUST** follow directions from staff or other adults responsible for their safety and well-being.



HEAD



HEART



HANDS



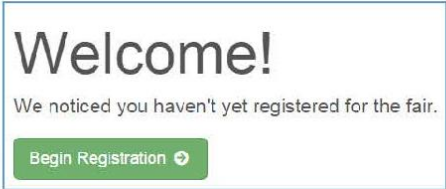


HEALTH

## FAIR PASSES



The Lewis County Fair will have free gate admission to the grounds and will charge only for parking and grandstand entertainment. Animal exhibitors will receive one free Exhibitor Parking Pass which will allow free parking during the week. These passes can be picked up Monday of fair week at the Secretary's Office.

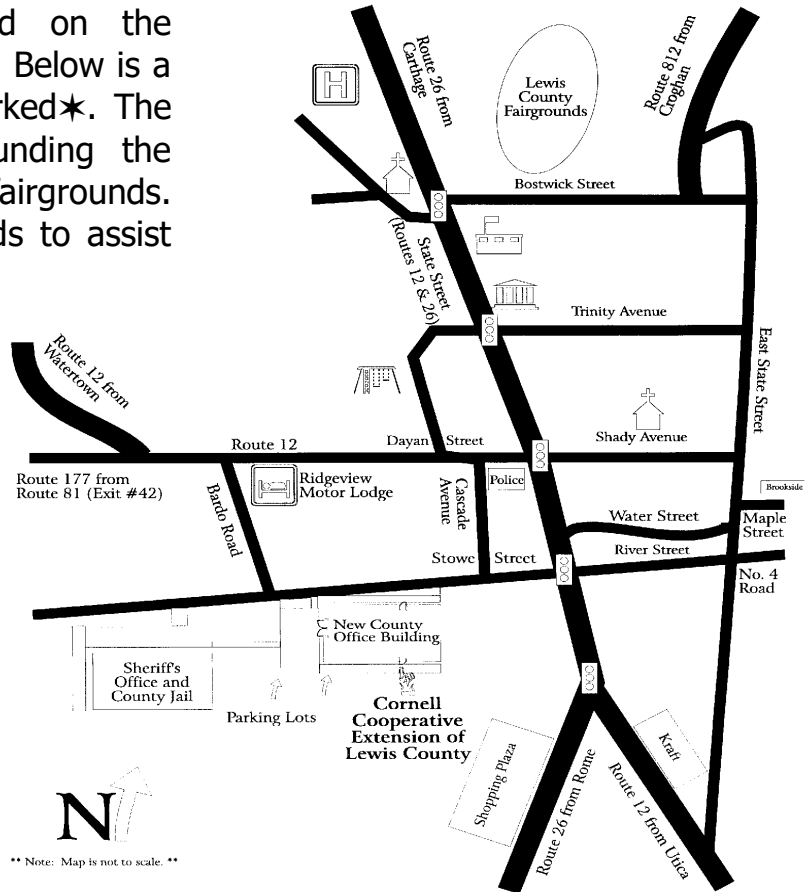
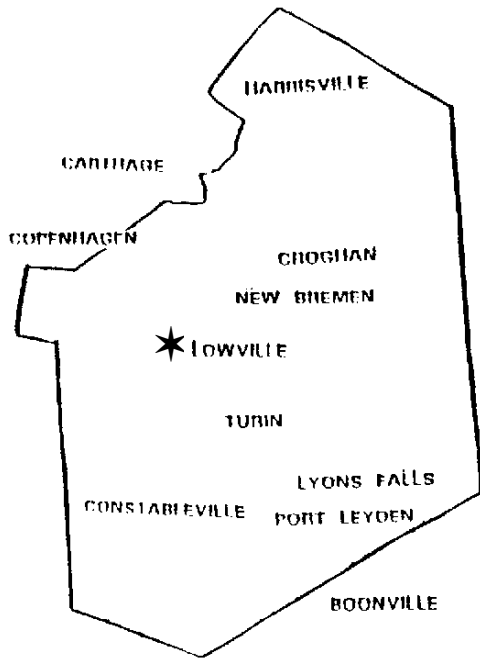
<p>1. Enter projects for the Lewis County Fair at: <a href="http://lewiscountyfair-ny.fairentry.com">http://lewiscountyfair-ny.fairentry.com</a>  <i>Recommended Internet Browsers: Google Chrome or Firefox. Older versions of Internet Explorer may cause unexpected results. Fair Entry will work on any device with an internet connection... computer, tablet or smartphone.</i></p>	
<p>2. If you have registered for a Fair with FairEntry before, enter your login information.          3. If you have not registered with FairEntry before, select to Create a New Account. Follow the instructions to create your account.  <b>Note:</b> Lewis County 4-H families do not have a 4-HOnline family account... please login with a FairEntry account.</p>	
<p>4. Click "Begin Registration"          5. Enter information and review your entries for completeness and accuracy.          6. Once all entries have been entered for exhibitors in your family, submit for approval.</p>	

### TIPS

- Be sure to complete your entries (including the final "Submit" step) prior to the cut-off date. Entries are not final until they have been submitted.
- Register all entries for each exhibitor in the family before proceeding to the Payment section (4-H is free). If you are entering open classes that have a fee it is not required to pay online this year. You can pay when you pick up forms, etc. at the fair office.
- Check your email inbox for a confirmation email with a list of your entries and any related fees.
- Make sure to visit the Lewis County fair web-page at [www.lewiscountyfair.org](http://www.lewiscountyfair.org) for the most up to date information and assistance in using the new system including some videos.
- **Youth Animal Online Entry Deadline: June 7<sup>th</sup>.**  
 Animal need to be in place at the fairgrounds by 9pm on July 15th.
- **Youth Building Online Entry Deadline: July 10<sup>th</sup>.** Exhibits will be entered online. Projects will be evaluated at the fairgrounds in the LeRoy Nichols Building on Friday, July 12th from 1-4pm. There will be fair entry cards available at the youth building on evaluation day if you are unable to complete the online entry process.

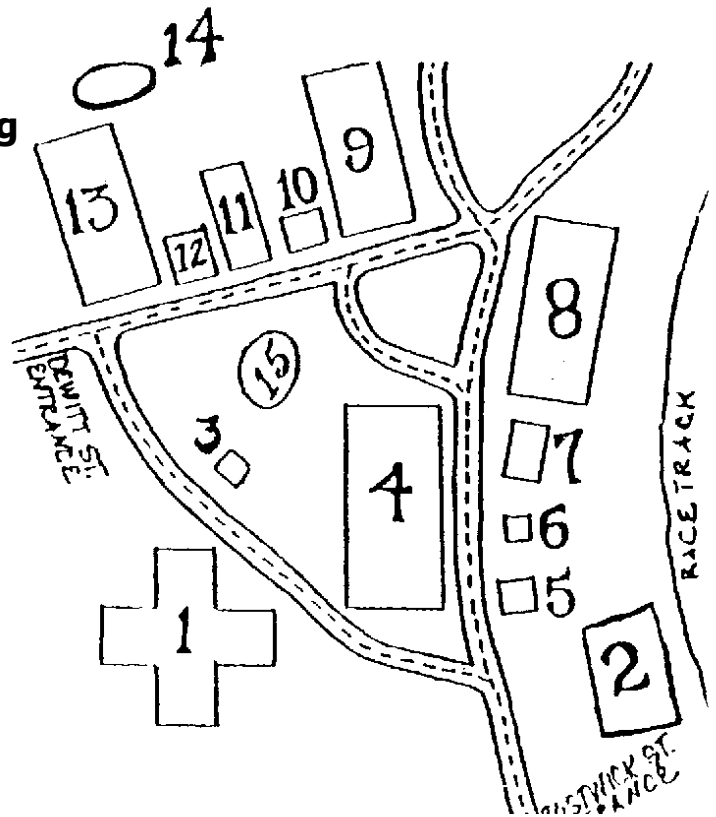
## WHERE IS THE FAIR?

The Lewis County Fair is located on the Fairgrounds in the Village of Lowville. Below is a map of Lewis County, with Lowville marked\*. The next map is of the streets surrounding the fairgrounds and the last map is of the fairgrounds. Signs are also present on the grounds to assist you.



\*\* Note: Map is not to scale. \*\*

1. Antique Building
2. **LeRoy Nichols Youth Building**
3. Taffy Stand
4. Forest Park Pavilion
5. Maple Producer's Building
6. Fair Information Booth
7. Fair Office
8. Grand Stand
9. **Cattle Barn**
10. Rest Rooms
11. **Small Animal Building/  
Show Ring**
12. Dairy Industry Building
13. **Horse Barn**
14. **Horse Arena**
15. "Our Place to Play" Playground





Any youth enrolled in Lewis County 4-H by May 1<sup>st</sup> for the current year and meeting the age and project requirements stated in the general rules may exhibit.

Remember that all exhibits must be produced (made, grown or raised) as part of a 4-H project.

4-H members may enter:

- ▼ 4-H Record Books or 4-H Portfolios
- ▼ Essays and Creative Writing
- ▼ 4-H Club Secretary's Books
- ▼ News Reporter's Scrapbook
- ▼ Posters
- ▼ Club Booth Displays (Educational or Action)
- ▼ Club Banners
- ▼ Food, plants, vegetables, flowers, gardening
- ▼ 3-D exhibits from any project work (crafts, fine arts, clothing & textile, forestry, wildlife, recycling, electrical, woodworking, rocketry, geospatial, renewable energy, etc.)



Goals of Your 4-H Exhibits at the County Fair:



- ◆ 4-H members show what they have done, made and learned about a project.
- ◆ Gives feedback to help learn standards of quality project work.
- ◆ Promotes understanding of the 4-H program to the public through the use of exhibits, junior superintendents, public presentations and action booths.
- ◆ Provides 4-H'ers with responsibility and leadership roles.
- ◆ Gives you a chance to see what other 4-H clubs are doing.
- ◆ Exhibits can aid in recruitment for new 4-H volunteers and members.

4-H project work serves as models for others and helps to tell about this important part of 4-H. We are very proud of the hard work our members do.

*All exhibits entered at the fair are watched carefully during the fair; however, there is always a possibility of damage or loss. Each 4-H'er enters exhibits at his/her own risk. Neither the Lewis County Agricultural Society nor Cornell Cooperative Extension of Lewis County assumes any responsibility for lost or damaged exhibits from any cause.*

## PREPARING EXHIBITS FOR FAIR

Usually when one thinks of showmanship they think of animals but there is an element of showmanship in all your entries, not just animals.

For instance: launder and press your clothing project with care, exhibit the correct amount of cookies, maybe a lace paper doily would make plain rolls more appealing to the judges eye. Showmanship is learning to display your project so it receives notice.



The fair book, with each class description gives some of the criteria your entry should meet. Your project manual usually outlines what qualities are judged when an item is entered at the fair. Some project areas have separate guides available such as "Selecting and Preparing Vegetables for Exhibit" or "Standards for Evaluation for Clothing". Remember to consult with your leader if you need help. As always the 4-H staff will help with unanswered questions.

## WHEN ARE EXHIBITS BROUGHT TO THE FAIR?

Exhibits will be evaluated on the Friday before fair week.

NOTE... Evaluations in the Youth Building will start at 1:00 p.m. and continue until 4:00 p.m. Exhibits in that building will be put in place after judging. If you are unable to attend evaluations on Friday please contact the 4-H Office.



## HOW LONG ARE EXHIBITS ON DISPLAY?


4-H exhibits are required to be on exhibit until 8:00 p.m. on Saturday, the final day of the fair. For those who cannot pick up their exhibits Saturday evening between 8:00 and 9:30 p.m., the LeRoy Nichols 4-H Youth Building will be open on the Sunday following the fair from 9am-10am.

## SPECIAL NOTES FOR FOOD EXHIBITS

Plan now to start baking and freezing your entries so you do not have to spend all the time in a hot kitchen the day before the fair opens. Most frozen baked goods retain freshness 2-4 months if properly handled. Just remember that your entries must be completely thawed before bringing them to be evaluated.

If you do decide to bake and bring your exhibits to the fair the same day, be sure they are cooled before you wrap them. It is best to enter exhibits on a paper plate or other disposable container, as we cannot guarantee the safe return of china plates.

Double-check the fair book so you know you have met the requirements for the class you are entering in. For example, if it calls for three cookies, do not enter five. However, you may want to bring an extra specimen in case of breakage on the way to the fair. Just remember to remove the extra cookie before judging. Also, be sure to attach a recipe and nutritional statement to each exhibit if required.



## KNOW YOUR FAIR BOOK

- ➡ Get acquainted with the Lewis County Fair Book (available at the 4-H office and on our website at [www.ccelewis.org](http://www.ccelewis.org)).
- ➡ Enter project work into the correct classes on-line.

The Youth Department is the 4-H/FFA section.



- First, read the "General Rules". They are for all 4-H members.
- Next, find the 4-H Division that your 4-H project comes under.
- Read the rules for each division.
- Then, select the class, which describes your 4-H project.
- Read through all the classes. In some cases there may be more than one class you could enter. Decide which one best fits your project.
- ♦ Note for Club Leaders ♦ - If your member's projects fit into more than one class please encourage ALL members to use the same class # for their entry.

**FINAL REMINDER - READ both the General Rules and the Division Rules. Don't rush when you look up the 4-H classes. Take your time and make sure all information is correct. Not following the rules could jeopardize exhibiting your project work or ineligibility to show and loss of premium money.**

## **ONLINE ENTRY PROCESS**

**All fair entries must be submitted online at**

**<http://lewiscountyfair-ny.fairentry.com>**

**June 7: Youth Animal Online Entry Deadline**

**July 10: Youth Building Online Entry Deadline**

**Simply create a log in and start entering, make sure you sign up for the correct division and all the classes you want to be entered in!**

**See page 6 for more information on how to enter.**

A link to online entries can also be found on our website at [www.ccelewis.org](http://www.ccelewis.org) under the 4-H Forms section

Please contact the 4-H office at 315-376-5270 if you have further questions.



## **CLUB DISPLAYS AND EXHIBITS**

Clubs are encouraged to exhibit their projects as a group, distinguished by a club banner or sign. Work together to create a beautiful display using props such as straw bales, picket fences, mailboxes, risers or whatever fits into your theme.

If the project work display includes a group developed educational theme portraying to the public some aspect of 4-H, it will be eligible for premium.

Reserve your club's "spot" in the Youth Building prior to fair week by contacting the 4-H Office. Wall display space is limited! Those clubs that do not get a wall space will be placed in the center aisle. The maximum allotted space for each display is 9' (W) X 12' (D). A smaller space can be reserved if needed.

**Remember to register your booth ON-LINE  
to receive your premium!**

# It's 4-H Contest Time



## **COMMUNITY SERVICE DISPLAY**

The Community Service display or exhibit is a contest open to any club that chooses to participate. The club must create a display or exhibit that describes a community service conducted by their club. Exhibits may include a 3-D display, poster board series or photo album to describe the community service project. The creative use of photos, posters or samples (visuals and props) to "tell the story" is encouraged. Emphasis will be on the process that the group went through to complete the community service, not just the display. There is a class in the Fair Premium Book.

**Remember to register your community service project ON-LINE to receive your premium!**  
**<http://lewiscountyfair-ny.fairentry.com> - Division 42 Class 1**

# Youth Building Competitions

**Poster Contest**

**Clothing & Textile Show**

**Nutrition / Fitness Competition**

**Photo Contest**

**STEM Competition**

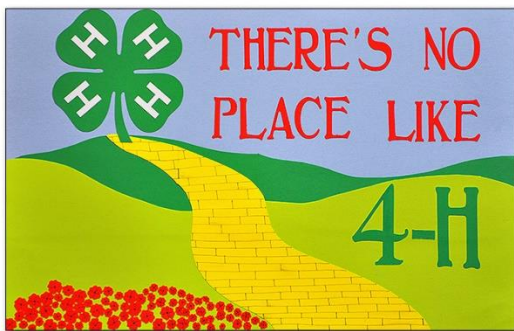


Keep sewing your projects.... start making your posters... All clothing and textile projects are eligible for the clothing & textile show at county fair on Thursday afternoon. Poster and photo contest guidelines are on the following pages. STEM competition rules will be announced at the fair.

# Announcing the 2019



## 4-H POSTER CONTEST



**All members are invited to participate!**

**Purpose:** To increase 4-H awareness and to give 4-H'ers an opportunity for artistic expression.

**Theme:** "4-H Pride" - May contain words. Should relate to 4-H, promoting 4-H or encouraging someone to join 4-H.

Entries may be turned in the day of evaluations, Friday, July 12 from 1-4pm.

**Deadline for submission of poster entries is July 12, 2019.**

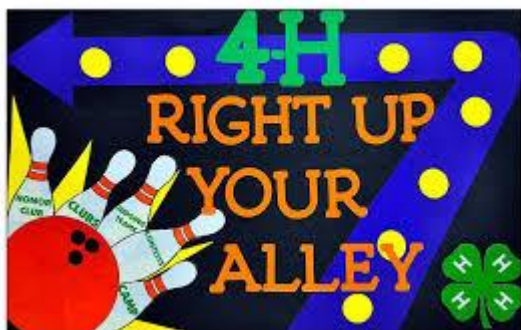
### Poster Contest Rules:

All posters must be designed on standard poster board 14" x 22" (one-half a standard poster board). Posters may be horizontal or vertical. Posters may be produced in any medium....

- acrylic, ink, crayon, markers and/or fabric. Word processed lettering and computer generated graphics are acceptable. NO GLITTER
- 4-H is to be the topic of the poster. See theme above.
- Posters *may* be 3-D, however must be no more than 1/4" high (must be able to lay flat in a pile).



I AM  
4-H  
PROUD



- Well known cartoon figures cannot be used because they are under copyright—such as Peanuts, Snoopy, etc. or trademarked materials such as “Elmer’s Glue” or “Campbell’s Soup”
- When using the 4-H Emblem on the poster, follow criteria specified by the national guidelines regarding use of the 4-H emblem. Do not place text or other images over or on top of the 4-H Emblem. No photo, drawing, symbol, word or other figure or object may be placed on or obscure the 4-H Emblem. The official colors should not be altered. The clover stem should turn to the right only and the clover should not be slanted. For more information on the proper use of the 4-H Name and Emblem go to:  
<https://nifa.usda.gov/sites/default/files/resource/4-H%20Name%20and%20Emblem%20User%20Guide%202014.pdf>



- Entries limited to ONE per member.
- Member name and club name or independent must be written clearly on back of poster.

**Suggestions:**

- Posters may also be entered in Division 43 Class 1 using the online entry process at <http://lewiscountyfair-ny.fairentry.com>. Be sure to follow the guidelines for the division and class sections.
- Be creative. Develop a pleasing design. Keep words to a minimum.
- Fill the page with one or more simple shapes, drawn with bold lines and bright colors.

**Awards:**

- Each participant will receive a ribbon and a certificate.
- The top 3 winning posters will receive a Rosetta and a prize.
- Contest winners will be selected and announced at the opening day of fair.

POSTERS WITH COPYRIGHT CHARACTERS, OR WRONG SIZE, OR WITH THE IMPROPER USE OF THE 4-H NAME AND EMBLEM WILL NOT BE JUDGED.



# 4-H Poster Contest

# PHOTOGRAPHY - CONTEST - 2019



The Lewis County 4-H Program is searching for photos that best capture the County Fair theme:

## Lewis County Pride...County Wide

Entries may be turned in the day of evaluations, Friday, July 12 from 1-4pm.

**Who may enter?** Youth currently enrolled in Lewis County 4-H (ages 5-19).

### Eligibility:

Contestants must give permission for their work to be displayed and used for publicity.

**What?** Print entries must be original 8x10 quality prints. NO Frames. Prints may be in black mattes or mounted on black cardstock.

**Evaluation Criteria:** Winner will be chosen by popular vote from fairgoers throughout the week.

**Winners:** All participants will receive a ribbon and certificate.

The top 3 winners will receive a Rosetta and a prize. Winners will be announced at the County Fair in the Youth Building at 3:30pm on Saturday, July 20.



- Only one entry per person will be accepted.
- A signed (photo, video, audio consent) release form must be submitted with your entry for yourself and every person who appears in the photo.
- Your name and club name must be clearly labeled on the back of the entry.

Photos may also be entered in Division 049 – Photography; using the online entry process at <http://lewiscountyfair-ny.fairentry.com>. Be sure to follow the guidelines for the division and class sections.

---

### Photo, Video, Audio, Art and Creative Writing Consent and Release

By signing this, I consent and give permission to allow Cornell Cooperative Extension of Lewis County the unlimited right to use photos, videos, direct quotes, artwork and/or audio clips. I permit the 4-H program the use of any photos, videos, or sketches of my child taken for the purpose of this contest.

Parent/Guardian Signature: \_\_\_\_\_ Date: \_\_\_\_\_



## HERE COMES THE EVALUATOR!

Children join 4-H to have fun and make new friends. One reason why 4-H is so successful is because children choose to do whatever interests them. As participation increases, 4-H'ers learn more, begin to assess progress for themselves, and look to others for evaluation of their work. The judging process in 4-H is like real life. 4-H'ers set goals, work to achieve them, and reap rewards for their efforts.

### **There are four things that evaluations should do for the 4-Her:**

- ✦ Help them gain appreciation of excellence and quality of workmanship.
- ✦ Teach them and help them improve their skills and techniques.
- ✦ Encourage them to discover and develop their talents and potentials.
- ✦ Help them to think critically and objectively about their work and themselves.

When you bring your exhibits to the fair, you will meet with the evaluator and examine the exhibit. Together you will discover the strengths and weaknesses of the exhibit. The evaluator and the member ask each other questions to learn more about the project.

Remember to present yourself to the evaluator; introduce yourself, shake the evaluator's hand before and/or after the evaluation and thank the evaluator when you are finished.

To make the most of the evaluation experience, think about these questions before the fair. Remember the purpose of evaluating is to help YOU, the 4-H member learn and grow.

1. Did you enjoy making this project?
2. What new things did you learn in completing this project?
3. If you were to do the project again, would you do anything differently?
4. Who helped with the project?
5. What would you like to learn next year?





In 4-H most judging involves the Danish system of judging. In this system, the judges do not judge one person's work by comparing it to another's. The evaluation is made against a standard.

A judge looks to see whether requirements are met. Often a score sheet is used.

The process of evaluating will NEVER be perfect. Judges can evaluate only what they see. They can't know how hard one member has worked or what obstacles another may have had to overcome. Therefore, they must evaluate just what they see according to a standard. They have guidelines about what to expect from members of a certain age or years of experience.

As a 4-H member we should learn to accept evaluating for the best it can do for us. Learn what you can from the evaluation experience.

Your participation in talking to the evaluator is part of your learning experience. Consider it an adventure to help you achieve even more.



## THE FIVE STEPS TO EVALUATION (JUDGING)

1. **SELF EVALUATION** -- How do you think you did? What could be improved? What was done especially well?
2. **EVALUATE EACH OTHER** -- Within your 4-H club evaluate each other's work. Be honest, but not overly critical. Never tease or make fun of another's work.
3. **HAVE AN ADULT EVALUATE** -- Ask an adult from outside of your 4-H club to evaluate what you have done.
4. **NEXT COMES THE JUDGES AT THE FAIR** -- The evaluator at the county fair will evaluate your project work. Keep in mind that BLUE is for excellent work, RED is for good work and WHITE is for worthy work. ALL RIBBONS - blue, red, or white - are for work well done. Be proud of what you did well and accept suggestions for improvement.
5. **DE-BRIEFING** -- Get together with your 4-H club after the county fair and talk over your experiences. Stress everyone's positives! Remember, the person is more important than their project.



## CLOVERBUDS AND COMPETITION

Children in grades kindergarten through second are just beginning to form a picture of themselves in terms of their capabilities and weaknesses. Because their self-image is new and often very uncertain they need to build self-confidence and self-respect. For this reason participation in competitive activities is inappropriate. As they become more sure of themselves they will be ready for occasional competitive activities.

Generally, however, cooperative activities which help children develop skills and increase self-confidence are more appropriate for this age group than competitive, achievement oriented activities.

There will be special "Evaluators" available to interact with Cloverbuds who would like to share their enthusiasm and show off their project(s). Every youngster in this age division will receive a special Cloverbud participation ribbon and a certificate for an ice cream treat at the Dairy Princess Booth at the Lewis County Fair.



---

## CLOVERBUD SAFETY POLICY

Safety is a vital consideration in the planning and execution of all Cornell Cooperative Extension Programs. Because of their ages, Cloverbuds are anxious to try new activities, learn and prove their knowledge but lack judgment and skill to be safe. Youth in Kindergarten through second grades have tremendous variability in their physical, emotional and intellectual abilities. Parents and leaders working with these youth should understand and appreciate that variability. Keep in mind that close adult supervision is always necessary when working with this age group.

Cloverbuds involved in hands-on activities/projects that have higher safety risks (horse, dairy, beef, sheep, goat, swine) must be supervised at a 1:1 adult to youth ratio at the Lewis County Fair. Specifically, a parent or leader must be with, and have control of animal when outside its pen. Close supervision by all parents and leaders is requested when youth have animals in the show ring. Cornell Cooperative Extension Staff maintain the right to dismiss any project animal that poses a safety concern to Cloverbuds, other 4-H'ers or the public.

---

# 4-H ANIMAL EXHIBITS

Keep in mind that several responsibilities come with exhibiting animals at the county fair. Know your responsibilities. It will make your life easier during fair week and help keep the 4-H part of fair running smoothly.

## **RESPONSIBILITIES INCLUDE:**

### **ANIMAL HEALTH REQUIREMENTS**

It is the responsibility of the owner or exhibitor to comply with the Animal Health Requirements as governed by the New York Department of Agriculture and Markets.



### **ANIMAL HEALTH GUIDE FOR COUNTY FAIR**

All animal rejects for health reasons must be made by the DAI veterinarian. Suspicion of communicable disease is adequate grounds for rejection. Confirmed diagnosis is not required since timely removal of suspicious animals is necessary to protect the remaining animals. All decisions are final. Fair personnel will be notified of all rejections and owners are responsible for removal of the animals from the grounds immediately. The State Veterinarian retains the authority to order the removal of all animals originating from the same premises when a potentially serious communicable disease is suspected in any animals in the group. Vesicular diseases are of particular concern. Animals listed on the same CVI or originating from the same address are assumed to be from the same premises.

- **Follow Drug and Vaccine Withholding Times:** In order to prevent the contamination of food products, labeled withholding times should be strictly adhered to in food producing animals that have been treated with any chemical (drug) or have had vaccine administered.
- **Reasons for Fair Entrance Denial in Past Years:**
  - ⇒ Testing requirements not fulfilled
  - ⇒ Test time constraints not met
  - ⇒ Forged documents
  - ⇒ Mange, Ringworm, Warts, Respiratory Disease or other contagious disease
  - ⇒ Required vaccination(s) not administered
  - ⇒ Vaccination time constraints not met
  - ⇒ Inadequate proof of vaccination
  - ⇒ Lack of or incomplete identification
  - ⇒ Identification between documents varies for the same animal
  - ⇒ Invalid Interstate Charts

Disease status can change. Stay informed about developing animal health issues. Fair entrance requirements may need to be modified.

Don't wait until the last moment to prepare your animal(s) for the fair. If you have any questions or comments about entrance requirements, you can contact your regional state veterinarian/veterinary technician or the NYS Department of Agriculture, Division of Animal Industry, Albany, NY at 518-457-3502.

---

## **Animal Health Requirements For Admission to New York State and County Fairs See the 2019 Lewis County Fair Book**

For information see the Lewis County Fair Book or visit NYS Department of Ag & Markets website at <http://www.agriculture.ny.gov/AI/AIHome.html> and scroll down to State and County Fair Information.

## PRIOR TO FAIR FOR ANIMAL EXHIBITS

- ⇒ Submit large animal identification certificates by May 31st to the 4-H office (copies at the 4-H office or online at [www.cce.lewis.org](http://www.cce.lewis.org) under the 4-H Youth Development/4-H Forms section.
- ⇒ Read the Youth Department rules in the Lewis County Fair Book (the 4-H section of the fair book can be found at [www.cce.lewis.org](http://www.cce.lewis.org) under 4-H Forms section.
- ⇒ Refer to "Rules for Exhibits at the Lewis County Fair-Youth Animal Department" and "Care of Animals" at the end of this booklet.
- ⇒ 4-H Animal Entry forms must be submitted ONLINE by June 7th at <http://lewiscountyfair-ny.fairentry.com> or from the link on the Lewis County CCE website [www.ccelewis.org](http://www.ccelewis.org) under the 4-H Youth Development/4-H Forms section.
- ⇒ Horse exhibitors need to have copies of their current negative coggins as well as their current rabies certificate on file at the 4-H office by May 31st.
- ⇒ All animal entries must have their current health records with them at the fair and be prepared to produce them upon request.
- ⇒ If you are planning to exhibit poultry at our fair, they must be certified pullorum free. NYS Ag & Markets will perform this mandatory pullorum test at the Cooperative Extension Office on June 27, 2019 at 5:30 pm.
- ⇒ Small Animal Building Clean Up Day, June 22nd - 9:00am until finished.
- ⇒ Ownership Rules – Most project animals must be owned by the 4-H'er to be exhibited at the county and state fair. The name of the 4-H'er must appear on the registration certificate as the owner. However, horses can be family owned instead of owned by the 4-H'er. If you do not own your project animal, you will need to submit a non-ownership form to the 4-H Office by May 31st.



Please contact the 4-H Office with questions at 315-376-5270.

## FAIR WEEK FOR ANIMAL EXHIBITS

- ⇒ Make sure your exhibitor cards (available at the fair secretary office) are filled out and displayed properly.
- ⇒ Know the show schedule, be prepared and on time for your show.
- ⇒ Be courteous to ALL!
- ⇒ Demonstrate good sportsmanship!



# **RULES FOR ANIMAL EXHIBITS AT THE LEWIS COUNTY FAIR**




Any violation of rules will result in forfeit of premiums for the fair.

1. All feed, hay, bedding, tack and equipment must be stored neatly.
2. Aisles must be clear at all times.
3. Animals should be adequately secured with a device that can be removed quickly and easily. Exhibitors will adhere to acceptable handling procedures to maximize safety for themselves and fairgoers.
4. Exhibitors themselves are expected to perform all routine feeding, watering, grooming, stall management chores and all tasks for preparing for the show ring. Team work among exhibitors and family support is encouraged.
5. Exhibitors will be polite to the public.
6. Although stalls are to be cleaned at least twice daily, in the morning and in the evening, stall areas are expected to be as neat as possible at all times. All manure's and wet or soiled bedding must be removed. Exhibits should be ready for public viewing by 8:30 a.m.
7. All manure is to be placed in the designated storage areas. Manure handling equipment must be supplied by the exhibitors including tubs, rakes, forks, and wheel barrows.
8. Wash racks should be kept free of manure and trash.
9. EXHIBITORS MUST CLEAN UP ANY MANURE WHICH IS DEPOSITED BY THEIR ANIMALS WHEN WALKING THE ANIMALS IN THE AISLES to and from the wash rack, show ring, etc.!!
10. The exhibit barns close doors to the public at 10:00 p.m.
11. On particularly hot days, electrical power use in the dairy cattle barn must be minimized to avoid power outages. Certainly electricity for ventilation, milking, lighting, and fans is more important than electricity for individualized refrigerators, radios, microwave ovens, television, crockpots, and other "personal" items.

## **CARE OF YOUTH ANIMAL EXHIBITS**

1. All animals should be appropriately fed and watered.
2. As a safety precaution, feed tubs or water buckets that aren't secured in place are not to remain in the stall after the animal has finished with them and/or when the animal is unattended.
3. As always, youth exhibitors are expected to continue to treat their animals humanely. No animals shall be treated cruelly or in an inhumane manner at any time. Any evidence of improper treatment including misuse of equipment, halters, etc. will be considered a major infraction and will subject the exhibitor to immediate penalty.
  - a. If any violation is committed by someone other than the exhibitor but someone who is associated with that exhibitor, the sanctions will be placed on the exhibitor of the animal being abused.
  - b. If someone unknown to the exhibitor exhibits improper treatment to an exhibitor's animals, report such actions to your county 4-H staff and/or the building superintendent.





# Important 4-H Dates

## May / June Calendar



- May 31: Animal ID's due to 4-H Office
- June 1: 4-H Closed Horse Show – 9am
- June 7: 4-H Animal ONLINE Entries due (<http://lewiscountyfair-ny.fairentry.com>)
- June 21: Jr. Superintendent for Fair Application Deadline
- June 22: Small Animal Barn Clean Up Day, fairgrounds – 9am
- June 27: Pullorum Testing at the 4-H Office – 5:30pm

## July Calendar

- July 10: Youth Building ONLINE Entries due (<http://lewiscountyfair-ny.fairentry.com>)
- July 12: Jr. Superintendent Orientation, fairgrounds – 9am-12pm
- July 12: 4-H Photography Contest Entries due
- July 12: 4-H Poster Contest Entries due
- July 12: Youth Building Evaluations, fairgrounds 1-4pm
- July 12: 4-H Youth Building Entries/Booths to be set up by 5pm
- July 15: 4-H animal entries to be in place at fairgrounds by 9pm
- July 16: 4-H/FFA Dairy Clipping Contest – 8:30am
- July 16: 4-H/FFA English Horse Show- 9am- Judging to follow
- July 16: 4-H/FFA Poultry Show – 10am / Showmanship @ 1pm
- July 16: 4-H/FFA Dairy Showmanship – 1:30pm
- July 16: Youth Buildings Exhibits & Activities- 10am-4pm;  
Poster & Community Service Winners Announced at 3:30pm
- July 17: 4-H/FFA/Open Dairy Breed Classes – 9:30am
- July 17: Youth Building Exhibits & Activities – 10am-4pm;  
Healthy Living Contest at 2pm
- July 17: 4-H/FFA Western Horse Show- 9am
- July 18: 4-H/FFA Livestock Show – 2pm
- July 18: Youth Building Exhibits & Activities – 10am-4pm;  
Clothing & Textile Show at 3:30pm
- July 18: 4-H/FFA Dairy Judging Contest – Noon
- July 19: Youth Building Exhibits & Activities – 10am-4pm  
STEM Contest – 3:30pm
- July 19: 4-H/FFA Rabbit/Cavy Shows- 10am; Showmanship-1pm
- July 20: Youth Building Exhibits & Activities – 10am-4pm  
Photo Contest Winners Announced at 3:30pm
- July 20: 4-H/FFA Dog Show- 11am (following open Dog Show)
- July 20: Entries Released-8pm

# **4-H REMINDERS**

- **Send in your Animal ID Forms by May 31st**
  - **Enter All fair exhibits ONLINE at:**  
**(<http://lewiscountyfair-ny.fairentry.com>)**
  - ➔ **Youth Animal Entry Online by June 7<sup>th</sup>**
  - ➔ **Youth Building Online Entry by July 10<sup>th</sup>**
- Please note: If you are unable to complete your entry online there will be entry cards available on evaluation day in the youth building.
- **Contact the 4-H Office at 315-376-5270 or [lewis@cornell.edu](mailto:lewis@cornell.edu) with questions.**



Cornell Cooperative Extension  
Lewis County

7395 East Road  
Lowville, NY 13367  
t. 315 376-5270  
f. 315 376-5281  
e. [lewis@cornell.edu](mailto:lewis@cornell.edu)  
[www.ccelewis.org](http://www.ccelewis.org)



The information given herein is supplied with the understanding that no discrimination is intended and no endorsement by Cooperative Extension is implied. The listing of any organization in this publication is strictly for informational purposes only and does not constitute an endorsement by Cornell Cooperative Extension of any of the products or services that may be offered by the organization.

For further program details, contact or visit our office, which is open from 8:30 am to 4:30 p.m. - Monday through Friday. Our telephone number is (315) 376-5270 or we are on the web at [www.ccelewis.org](http://www.ccelewis.org). Please contact Cornell Cooperative Extension of Lewis County if you have any special needs.

This material is sent for your information as part of the 4-H program by Cooperative Extension.

Sincerely,

*Michele E. Ledoux*

Michele Ledoux  
Executive Director  
[mel14@cornell.edu](mailto:mel14@cornell.edu)



**4-H...The Power of YOUTH**

Cooperative Extension Association  
of Lewis County  
7395 East Road  
Lowville, NY 13367

PRSRT STD  
AUTO  
U.S. Postage Paid  
Lowville, NY 13367  
Permit No. 8

2019  
Fair Guide  
For 4-H'ers



**July 16-20, 2019**