

# Clinton County 4-H



## Cloverbud Project Record Book Rabbit

### **Grade 1**

Name: \_\_\_\_\_

Year: \_\_\_\_\_

Leaders Name: \_\_\_\_\_

## Note to Parents:

Cloverbud animal projects are

- non-competitive,
- an opportunity to enjoy the animal,
- an opportunity to learn through physical experience,
- varied based on the species, the breed, the size and the temperament of the animal.

In selecting a project animal for a Cloverbud, the animal should

- match the child's ability to work with the animal
- be a breed that is safe for young children to work with,
- be a size that child can handle,
- have an adult who assumes responsibility for the health and safety of the animal and child,
- have tasks involved in the care of the animal that the child can do.

The Cloverbud Project Record Book

- is designed to record information about the animal the Cloverbud worked with,
- can be adapted to meet individual needs
- can have information added, such as additional coloring pages, a story about the child's work with his/her animal
- is designed to be filled out for one animal in each species. If the Cloverbud wants to include multiple animals, make additional copies of "My Project Species." (Note: a Cloverbud can show multiple animals of a species but only needs to keep a record for one of the species. For example, a Cloverbud showing 6 chickens, can keep a record book form just his/her favorite chicken.)
- can be dictated by the Cloverbud and written by the parent/helper or written by the Cloverbud as he or she is able.
- Includes spaces to record what events the Cloverbud has participated in during the year. These pages are OPTIONAL.

# My Project Rabbit

My Rabbit's Name: \_\_\_\_\_

My rabbit is \_\_\_\_\_ months or years (circle) old.

My rabbit is a girl or boy (circle).

A girl rabbit is called a **doe**.

A boy rabbit is called a **buck**.

I have a \_\_\_\_\_. (Insert girl term or boy term)

The color of my rabbit is: \_\_\_\_\_.

The breed of my rabbit is: \_\_\_\_\_.

# **More About My Rabbit**

What I feed my rabbit:

Where my rabbit sleeps:

What I like to do with my rabbit:


## **Finding Pictures of Rabbits**

Can you find pictures of rabbits in newspapers and magazines? Cut and paste them here.

# Know Your Parts

Label the following parts of the rabbit:

Nose, Ears, Tail, Eyes, Whiskers, Neck, Back, Rump



# Know Your Rabbit

**What does not belong?** In each sentence a word does not belong. Can you figure it out? Cross out the word that does not fit.

1. \_\_\_\_\_ To stay healthy my rabbit needs...fresh water, food, candy and hay every day.

2. \_\_\_\_\_ My rabbit sleeps in a...hutch, cage or sleeping bag.

3. \_\_\_\_\_ My rabbit can eat...grain, carrots, lettuce and pizza.


**Finish the sentence.**

1. \_\_\_\_\_ My rabbit needs clean, fresh \_\_\_\_\_ every day.

2. \_\_\_\_\_ My outdoor rabbit lives in a \_\_\_\_\_.

3. \_\_\_\_\_ My rabbits \_\_\_\_\_ needs to be cleaned daily.

# Color the Rabbit to Match Your Rabbit





















# **Some Pictures of My Rabbit**















# Countywide Rabbit Events

(Complete the smiley faces for: clinics, public presentations, countywide classes, fair, etc...)

Date	Activity	I had fun.	I learned something.
			
			
			
			
			
			
			
			

# Club Rabbit Events

(Complete the smiley faces)

Date	Activity	I had fun.	I learned something.
			
			
			
			
			
			
			

## End of the Year Evaluation

One thing I learned this year:

I would do a rabbit project again. Yes or  
No (circle)