

# CLINTON COUNTY 4H



## Cloverbud Project Record Book GOAT

**GRADE K**

**Name:** \_\_\_\_\_

**Year:** \_\_\_\_\_

**Leaders Name:** \_\_\_\_\_

# Note to Parents:

Cloverbud animal projects are

- non-competitive,
- an opportunity to enjoy the animal,
- an opportunity to learn through physical experience,
- varied based on the species, the breed, the size and the temperament of the animal.

In selecting a project animal for a Cloverbud, the animal should

- match the child's ability to work with the animal
- be a breed that is safe for young children to work with,
- be a size that child can handle,
- have an adult who assumes responsibility for the health and safety of the animal and child,
- have tasks involved in the care of the animal that the child can do.

The Cloverbud Project Record Book

- is designed to record information about the animal the Cloverbud worked with,
- can be adapted to meet individual needs
- can have information added, such as additional coloring pages, a story about the child's work with his/her animal
- is designed to be filled out for one animal in each species. If the Cloverbud wants to include multiple animals, make additional copies of "My Project Species." (Note: a Cloverbud can show multiple animals of a species but only needs to keep a record for one of the species. For example, a Cloverbud showing 6 chickens, can keep a record book form just his/her favorite chicken.)
- can be dictated by the Cloverbud and written by the parent/helper or written by the Cloverbud as he or she is able.
- Includes spaces to record what events the Cloverbud has participated in during the year. These pages are OPTIONAL.

Credit is given to University of Idaho Extension 4H Cloverbud Sheep Project for the development of this book, especially for the pages in the page Clinton County 4H Book Grade 2- Know Your Nutrition and Grade 1 Book-Know Your Animal.

## REFERENCES

For more information on goats, you can find information here:

NY STATE 4H GOAT PAGE: <http://www.ansci.cornell.edu/4H/goats/index.html>

Goat Information (great links for all goat types):  
<http://smallfarms.wsu.edu/animals/goats.html>

Maryland University Small Ruminant Sheep and Goat Page:  
<http://www.sheepandgoat.com/Index.html>

Goat Information, Care, and Husbandry for dairy goats:  
<http://fiascofarm.com/goats/index.htm>

Meat Goat Raising: Sustainable Agriculture <http://attra.ncat.org/attra-pub/meatgoat.html>

Meat Goat Raising: <http://www.boergoatshome.com/>

Working Goats: <http://www.workinggoats.com/?id=74>

## IMAGE REFERENCES

Angora Goat: <http://www.123coloring.com/coloringpages/animals/goats/images/chevre2.gif>

Boar Goat: modified from <http://clipart-for-free.blogspot.com/2008/08/boer-goat-clipart.html>

Dairy Goat: from the National 4H Curriculum Exploring Farm Animals.

Dairy Goat with tags: <http://www.supercoloring.com/pages/category/mammals/goats/>

Kids: <http://raisingourkids.com/coloring-pages/animal/farm/002-goat-page-print-color.html>

LaMancha: edited from <http://www.coloring-pages-kids.com/coloring-pages/animal-coloring-pages/farm-animals-coloring-pages/goats-coloring-pages-images/goat-coloring-page-09.php>

Pygmy looking goat with horns: <http://coloringpagesforkids.info/goats-coloring-pages/>

Three Goats: <http://coloriage.tfou.fr/coloriage-chevres-etable.htm>

# **MY GOALS FOR THE GOAT PROJECT**

What would you like to learn about goats this year? You can write your answer, dictate your answer to your helper or draw a picture.

# MY PROJECT GOAT

My goat's name: \_\_\_\_\_

My goat is \_\_\_\_\_ months or years  
(circle) old.

My goat is a girl or boy. (circle)

A girl goat is called a **doe**. A boy  
goat is called a **buck**.

I have a doe/buck. (circle the correct answer)

The color of my goat is:

\_\_\_\_\_ .

The breed of my goat is:

\_\_\_\_\_ .

# **MORE ABOUT GOATS**

What I feed my goat:


Where my goat sleeps:

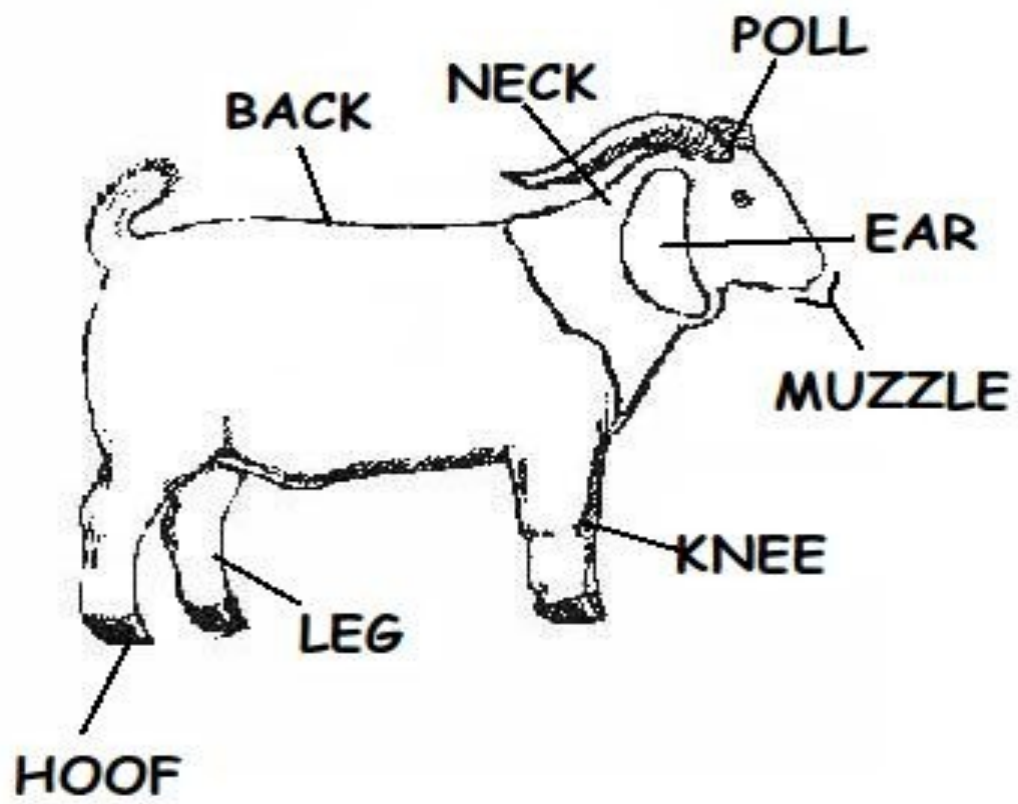
What I like to do with my goat:

# KNOW YOUR PARTS

Label the following parts of the goat:

**POLL, EAR, MUZZLE, NECK,  
BACK, KNEE, LEG, HOOF**









# GOAT CRAFT


Choose the picture of the goat below that you like the best. Cut out the picture of the goat and glue it to a piece of cardboard or stock paper. Have an adult help you cut the shape on the heavy paper or cardboard. Decorate the goat with items you have at home to look like your goat. You can use cotton balls, paint, yarn, feathers, hay, etc. Punch a hole in the center so that you can hang your goat.






# COLOR THE GOAT OR KID TO MATCH YOURS


Pick out the picture that looks most like your project goat. You may color the others if you wish.



# MEAT GOAT



# DAIRY GOAT




# NIGERIAN DWARF

Line Art by  
Color-Your-Own.com




# LAMANCHA






# FIBER GOAT



# TRIO OF GOATS



Here are two baby goats. They are called kids. They like to romp in the meadow and nibble on the tender plants.

















RaisingOurKids.com

# **SOME PICTURES OF MY GOAT**

# COUNTYWIDE GOAT EVENTS















(complete the smiley faces for: clinics, public presentations, countywide classes, fair, etc...)

Give the face a smile, a frown or straight line.)

Date	Activity	I had fun.	I learned something.
			
			
			
			
			
			
			

# CLUB GOAT EVENTS

(complete the smiley faces)

Date	Activity	I had fun.	I learned something.
			
			
			
			
			
			
			

# **END OF THE YEAR EVALUATION**

One thing I learned this year:

I would do a goat project again. (YES or  
NO) (circle)