

CLINTON COUNTY 4H



Cloverbud Project Record Book DOG

GRADE 1

Name: _____

Year: _____

Leaders Name: _____

Note to Parents:

Cloverbud animal projects are

- non-competitive,
- an opportunity to enjoy the animal,
- an opportunity to learn through physical experience,
- varied based on the dog, the breed, the size and the temperament of the animal.

In selecting a project animal for a Cloverbud, the animal should

- match the child's ability to work with the animal
- be a breed that is safe for young children to work with,
- be a size that child can handle,
- have an adult who assumes responsibility for the health and safety of the animal and child,
- have tasks involved in the care of the animal that the child can do.

The Cloverbud Project Record Book

- is designed to record information about the animal the Cloverbud worked with,
- can be adapted to meet individual needs
- can have information added, such as additional coloring pages, a story about the child's work with his/her animal
- is designed to be filled out for one animal in each dog. If the Cloverbud wants to include multiple animals, make additional copies of "My Project Dog." (Note: a Cloverbud can show multiple animals of a dog but only needs to keep a record for one of the dog. For example, a Cloverbud showing 6 chickens, can keep a record book for his/her favorite chicken.)
- can be dictated by the Cloverbud and written by the parent/helper or written by the Cloverbud as he or she is able.
- Includes spaces to record what events the Cloverbud has participated in during the year. These pages are OPTIONAL.

Credit is given to University of Idaho Extension 4H Cloverbud Sheep Project for the development of this book, especially for the pages in the page Clinton County 4H Book Grade 2- Know Your Nutrition and Grade 1 Book-Know Your Animal.

MY PROJECT DOG

My dog's Name: _____

My dog is _____ months or years
(circle) old.

My dog is a girl or boy. (circle)

The color of my dog
is: _____

The breed of my dog is:

My dog has been part of our family
for _____.

MORE ABOUT MY DOG

What I feed my dog:

Where my dog sleeps:

What I like to do with my dog:


My favorite thing to do with my dog is:

FINDING PICTURES OF DOGS

Can you find pictures of dogs in newspapers and magazines?
Paste them here.

KNOW YOUR PARTS

Label the following parts of the dog
EYES, EARS, NOSE, BACK, FORFOOT,
HINDFOOT, TAIL



KNOW YOUR DOG

What does not belong?

In each sentence a word does not belong, can you figure it out? Cross out the word that does not fit.

1. People who help me take care of my dog are *my mom, my dad, my school teacher, and the veterinarian.*
2. My dog has *2 ears, a tail, a trunk, and 2 eyes.*
3. My dog is healthy when *he runs, sleeps, eats dog food, and eats garbage.*

Finish the sentence.















1. My dog's _____ are more sensitive than mine. He can _____ sounds that I cannot.
2. When my dog wants to go outside he _____.
3. I need to make sure my dog has lots of _____ to drink.

COLOR THE DOG TO MATCH YOUR DOG

SOME PICTURES OF MY DOG















COUNTYWIDE DOG EVENTS

(complete the smiley faces for: clinics, public presentations, countywide classes, fair, etc...)

Date	Activity	I had fun.	I learned something.
			
			
			
			
			
			
			

CLUB DOG EVENTS

(complete the smiley faces)

Date	Activity	I had fun.	I learned something.
			
			
			
			
			
			
			

END OF THE YEAR EVALUATION

One thing I learned this year:

I would do a dog project again. (YES or NO) (circle)