

Equine Project Record Book
for Junior Members
(Paste Photos of you and your horse here)

Members Name_____

Members Age_____ Number of years in 4-H Horse Project_____

4-H Club Name_____


Date Record Stared:_____

Date Record Closed:_____

Leader or Parent Signature_____

4-H Motto:

To Make the Best, Better!



THE 4-H HORSE CLUB PLEDGE

I PLEDGE:

• **MY HEAD TO CLEARER THINKING.** •

Working with animals helps us to think and be alert.

• **MY HEART TO GREATER LOYALTY.** •

There is a special friendship between you and your horse.

You also have many friends in the 4-H Club. These friendships make us loyal to and considerate of others.

• **MY HANDS TO LARGER SERVICE.** •

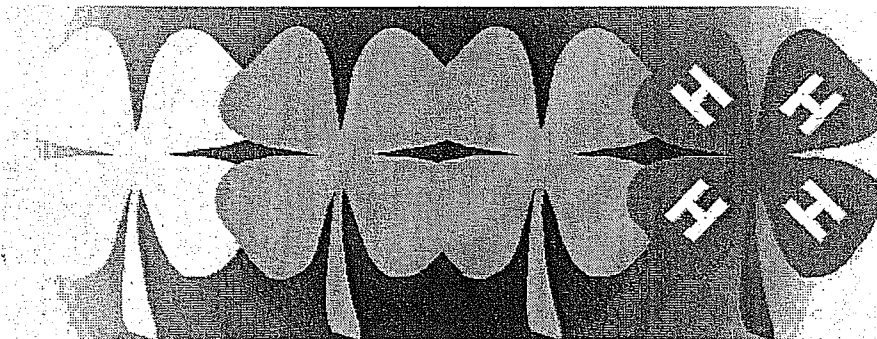
Hands are important when you are around horses. Your hands can feed grain, hold reins and pat necks.

• **MY HEALTH TO BETTER LIVING.** •

It is good for us to play and work outdoors in the sunshine and fresh air.

• **FOR MY CLUB, MY COMMUNITY, AND MY WORLD.** •

There are many things you can do for others through the 4-H Club.



The 4-H Horse Program

Maintain Project Record Book with Careful Attention to:

Cost of maintaining a horse

Health care

Feeding Record

Clinics & Trainings

Exhibit or present what you have learned (Public Presentations, Fair)

Participate in Community Service Actives

Participate in 1 County Wide Fundraiser

The Pledge

I pledge

My Head to clearer thinking,

My Heart to greater loyalty,

My Hands to larger service,

My Health to better living,

For my club, my community,

My county, and my world.

4-H Slogan

LEARN BY DOING

Youth Horse Program Commitment to Excellence

- ☉ I believe that participation in the 4-H Horse Program should demonstrate my own knowledge, ability, and skill as a caretaker, and exhibitor of equines.
- ☉ I will do my own work to the fullest extent that I am safely capable and will only accept advice and support from others.
- ☉ I will not use abusive, fraudulent, illegal, deceptive, or questionable practice in the feeding, fitting, and showing of my animal(s), nor will I allow my parents, or any other individual to employ such practices with my animal(s).
- ☉ I will read, understand, and follow the rules without exception, of all horse shows in which I am a participant, and ask that my parents and/or guardian of my project do the same.
- ☉ I wish for my horse project to be an example of how to accept what life has to offer, both good and bad, and how to live with the outcome.
- ☉ I realize that I am responsible for:
 - the grooming, and care of my project animal(s),
 - the proper care and safe, humane treatment of my animal(s),
 - the safe handling of my animal(s) at all times,
 - demonstrating strong moral character as an example to others.

Exhibitor

Date

Parent/Guardian

Date

4-H Leader/Extension Educator

Date

Horse Vaccination Record

Horse Name: _____ Page _____ of _____

Veternarian: _____ Phone No: _____

[illegible]

Horse Feeding Record (one chart for all)

Feed Cost Per Month

Do you board your project? ☐ Yes ☐ No (If boarding, please work with your stable manager to determine these values.)

	Grain	Amount	Cost	Hay	Amount	Cost	Pasture	Cost	Other	Cost	Month Total
Example	Sweet feed	60 lbs.	\$12.00	Orchardgrass	20 bales	\$80.00	Pasture	\$30.00	Biotin	\$7.00	\$129.00
October											
November											
December											
January											
February											
March											
April											
May											
June											
July											
August											
September											
			Total grain cost			Total hay cost			Total pasture cost		Total feed cost

Horse Feeding Summary (one chart for all)

Horse Name	Age	Weight	Status (circle one)	Work Load (circle one)	Production Level (circle one)	Amount Fed/Day
			Easy Keeper (gains weight easily) Average Keeper Hard Keeper (hard to keep weight on)	Maintenance (0-1 hours/day) Light (1-2 hours/day) Medium (2-4 hours/day) Heavy (+4 hours/day)	Growing Performance Maintenance/Mature/Idle	Grain _____ lbs Forage _____ lbs Supplements: _____ oz
			Easy Keeper (gains weight easily) Average Keeper Hard Keeper (hard to keep weight on)	Maintenance (0-1 hours/day) Light (1-2 hours/day) Medium (2-4 hours/day) Heavy (+4 hours/day)	Growing Performance Maintenance/Mature/Idle	Grain _____ lbs Forage _____ lbs Supplements: _____ oz
			Easy Keeper (gains weight easily) Average Keeper Hard Keeper (hard to keep weight on)	Maintenance (0-1 hours/day) Light (1-2 hours/day) Medium (2-4 hours/day) Heavy (+4 hours/day)	Growing Performance Maintenance/Mature/Idle	Grain _____ lbs Forage _____ lbs Supplements: _____ oz
			Easy Keeper (gains weight easily) Average Keeper Hard Keeper (hard to keep weight on)	Maintenance (0-1 hours/day) Light (1-2 hours/day) Medium (2-4 hours/day) Heavy (+4 hours/day)	Growing Performance Maintenance/Mature/Idle	Grain _____ lbs Forage _____ lbs Supplements: _____ oz

1. What type of forage does (do) your horse(s) eat? (circle all that apply)

pasture hay alfalfa cubes other type of forage

2. What else do you feed your horse(s)? (circle all that apply)

salt minerals vitamins supplements

Discovering Horses

Jump Right In

How much do you know about horses? You probably know more than you think you do! Jump right into this activity. By completing this activity you will have a much better idea of what you do know. Don't worry if you can't

Activity:

Horse Skill:

Life Skill:

Success Indicator:

Answer questions about horses.


Discovering horses

Learning to learn

Explores what knows and would like to learn about horses.

answer all the questions today. When you finish this series on horses you will be able to answer many more.

I know more
than I thought
I did!



The Many Event

An important part of learning how to learn is discovering what you already know and then being able to find answers to what you don't know.

See what you know about horses by answering the following questions.

What are five breeds of horses?

How does a horse communicate with other horses? With people?

What are four parts of a saddle?

What parasites do horses often have?

What are four pieces of tack?

What does a horse eat?

What are two ways you could get hurt by a horse?

What are four activities/ events that use horses?

Stable Talk

Horsin' Around (Share what you did)

- If you looked for the answers, where did you find them?
- What three horse topics would you like to learn more about?

Bits & Pieces (Process what's important)

Why is it important to know how horses communicate? What horses eat? Parasites that live on or in horses? Breeds of horses? Types of tack? Events/activities that use horses?

Horse Power (Generalize to your life)

What do you think are some important things you already know about horses?

Galloping Ahead (Apply what you learned)


Where can you go in your community to learn more about horses.

New Challenges

1. Visit with three people who have an interest in horses, or have horses. Record their answers to these two questions: "What do you think are the five most important things to know about horses?" and "How did you learn them?" Compare their answers and then share your findings with your project helper.

Date

Initial



Equine Extra!

Horse History

Much of our knowledge of early equipment comes from the excavation in 1929 of the frozen Pazyrk tombs in Siberia. These Scythian tombs revealed a history of horse husbandry dating back to 3000 B.C. The chiefs, their horses, wagons and equipment down to bridles, halters and hobbles were all preserved by refrigeration.

Reference: The Ultimate Horse Book, 1991, Elwyn Hartley Edwards.

Horse Talk Words

Breed
Parasite
Saddle
Tack

Horse Body Shop

Activity:

Identify horse body parts using a crossword puzzle.

Horse Skill:

Identifying horse body parts

Life Skill:

Communicating with others

Success Indicator:

Describe the shape of 20 horse body parts to the helper.

How is a hock different from a hoof?


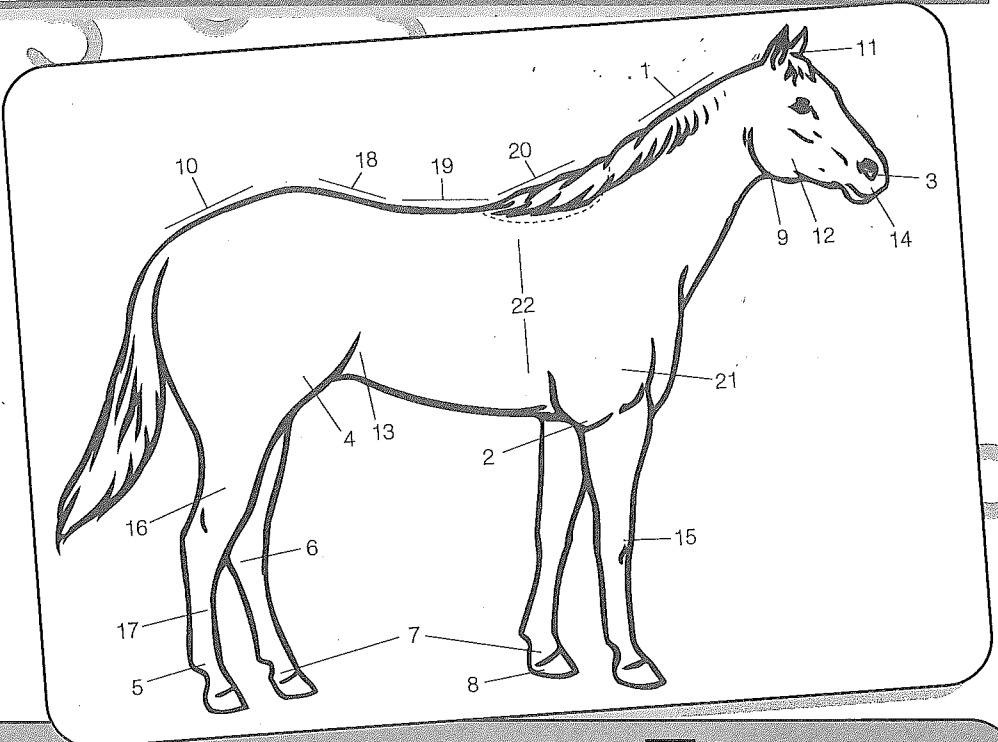
A gaskin from a stifle? If you don't know, this activity will help you learn at least 20 parts of a horse. Knowing these parts will help you talk "horse talk," choose better horses and be a better judge of horses.

The Mane Event

First complete the crossword puzzle using the parts of the horse. Second, without notes, show each part on a real horse and describe its shape to your helper.

Word Bank

arm
back
barrel
cannon
cheek
crest
croup
elbow
fetlock
flank
gaskin
hock
hoof
knee
loin
muzzle
nostril
pastern
poll
stifle
throat latch
withers



Stable Talk



Horsin' Around (Share what you did)

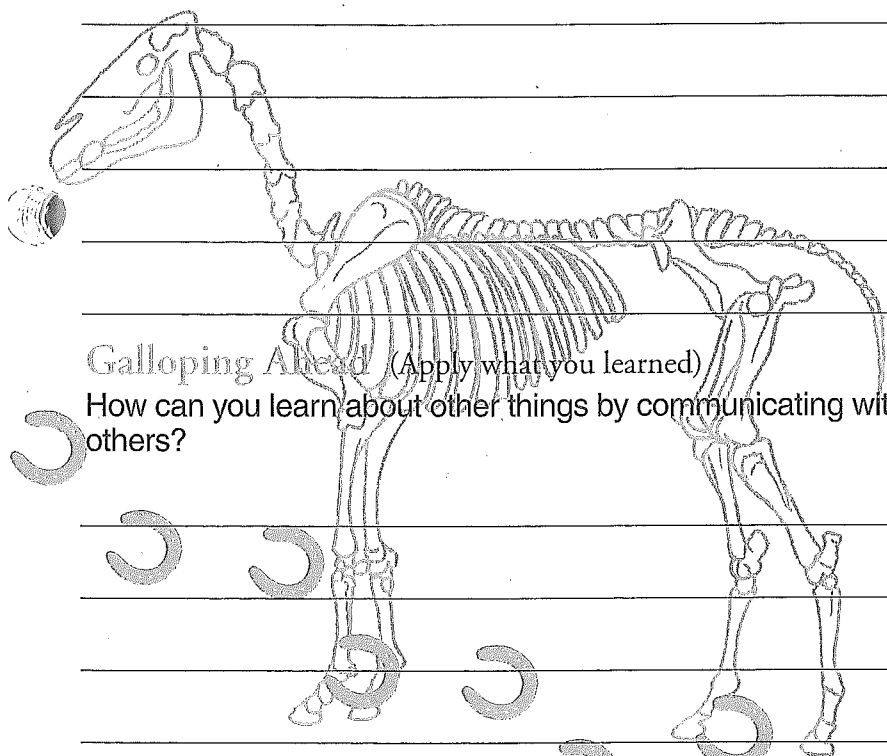
- What new parts did you learn?
- Why is knowing the parts helpful?

Bits & Pieces (Process what's important)

How are a horse's feet and neck different from yours?
Why do they need to be? How did you learn all 20 parts before you talked with your helper?

Horse Power (Generalize to your life)

How did talking with your helper help you learn more about the horse?



Galloping Ahead (Apply what you learned)

How can you learn about other things by communicating with others?

Riding the Web and other Resources

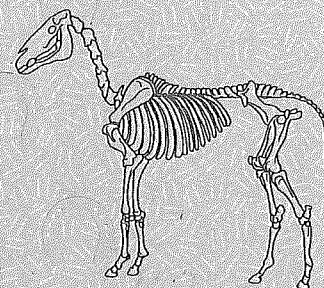
"Equine Conformation Part I: Form to Function"
#220 Horse Industry Handbook

A cloth model of a horse makes an excellent learning aid. 4HCCS Horse Pattern BU-2627 may be ordered from the University of Minnesota. The cloth horse may be shod, haltered, saddled, judged and even have its temperature taken.



Anatomy

If you compare the anatomy of horses and humans, the hock of the horse is similar to your heel. The front knee of the horse is similar to your wrist, and its hooves are similar to your third toe and fingers.



New Challenges

1. To make your own horse puzzle, find or draw a large, colored picture of a horse. Paste it on a piece of thin cardboard. Draw dotted lines between horse parts and cut them apart. Write the name of the part or parts on the back of each piece. Ask your friends or family to use the puzzle to learn the names and where the parts are located.

Date _____ Initial _____

2. The horse has 205 bones in its skeleton. Learn the names, spelling and location of these ten bones:

skull	vertebrae
sternum	ulna
rib	phalanges
scapula	sacrum
humerus	radius

Date _____ Initial _____

[illegible]

[illegible]

[illegible]

Did you achieve your goals?

Plans for the future

[illegible]