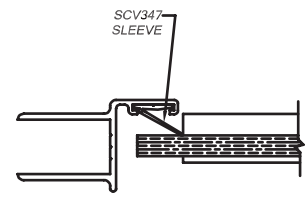
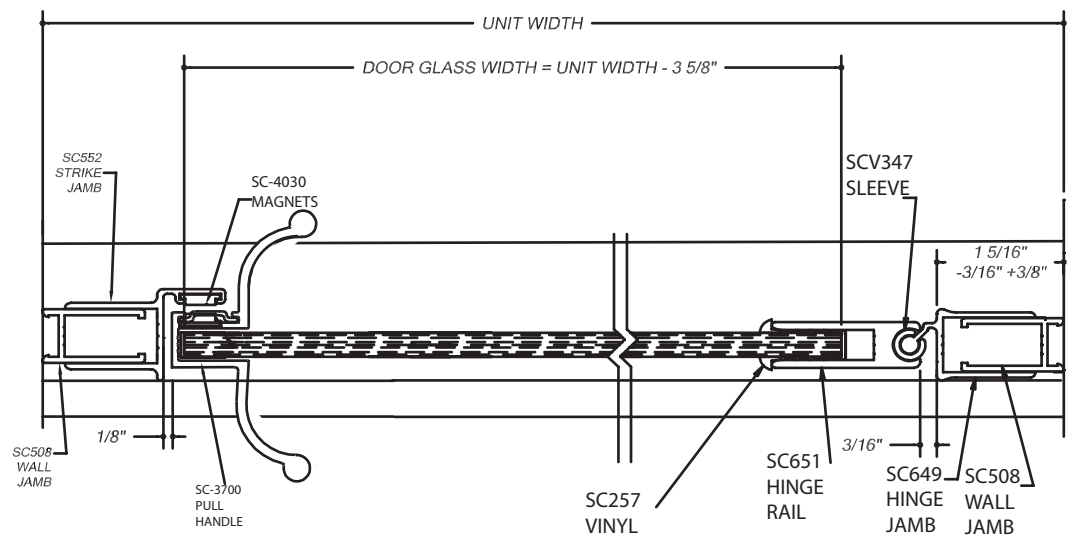


**VERTICAL CROSS SECTION**




**STRIKE JAMB DETAIL  
ABOVE & BELOW MAGNET**

1. GLASS AND OVERLAP OF VERTICAL MEMBERS MAY BE ALTERED TO FACILITATE USE OF STANDARD GLASS SIZES OR FOR OUT OF PLUMB WALL CONDITIONS.



**HORIZONTAL CROSS SECTION**

NOTE: GLAZING MATERIAL FOR ALL KD UNITS AND GLAZED UNITS MUST CONFORM TO ANSI Z97.1 AND CPSC STANDARD 16 CFC 1201 CATEGORY I AND II.

SERIES		 <p><b>BASCO</b> SHOWER ENCLOSURES 7201 Snider Road - Mason, Ohio 45040 Phone (513) 573-1900 Toll Free 1-800-543-1938</p>
3600	<b>Classic Semi-Frameless Continuous Hinge Swing Door</b>	