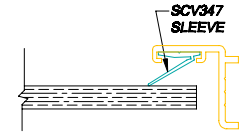
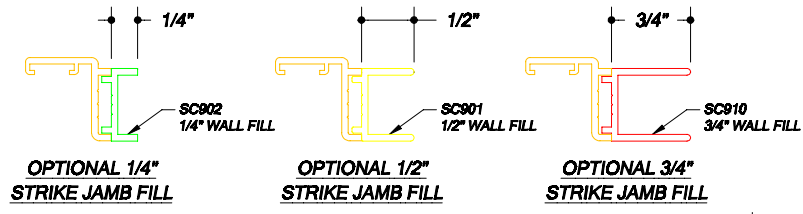
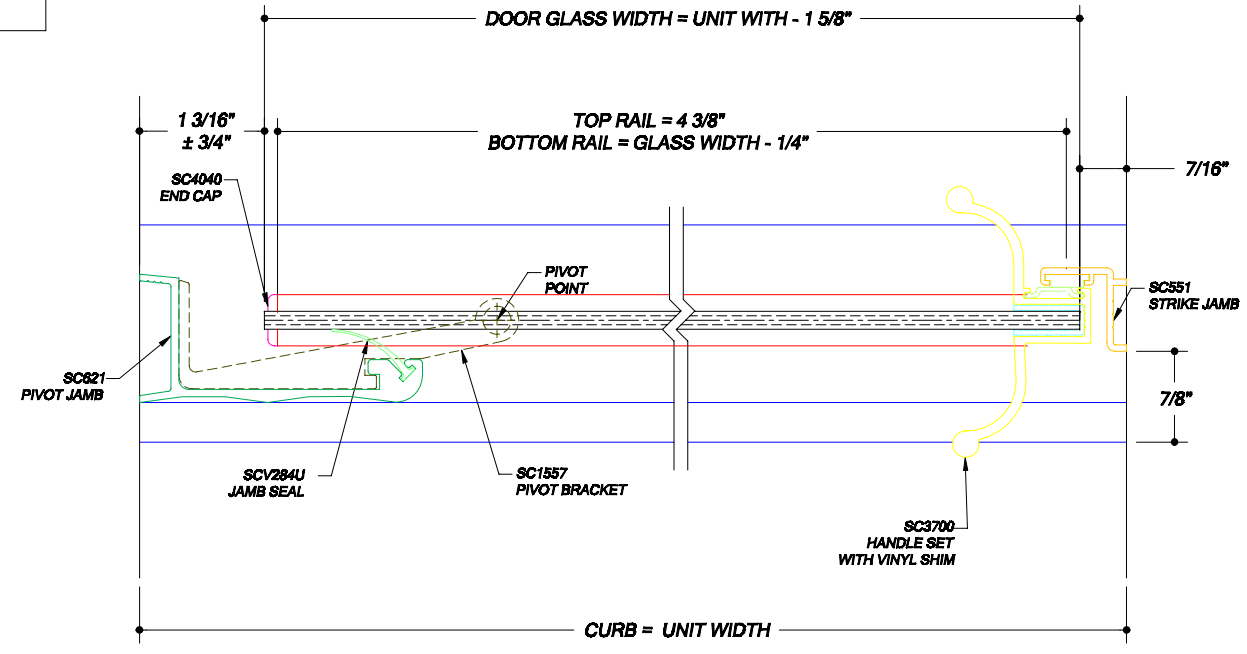


NOTE
 USE SCV52 GLAZING VINYL FOR 3/16" THICK GLASS
 USE SCV57 GLAZING VINYL FOR 1/4" THICK GLASS



NOTES
 1. GLASS AND OVERLAP OF VERTICAL MEMBERS MAY BE ALTERED TO FACILITATE USE OF STANDARD GLASS SIZES OR FOR OUT PLUMB WALL CONDITIONS.
 2. THE SC430 STRIKE JAMB MAGNET SHOULD BE CENTERED IN THE JAMB WITH SCV314 JAMB SEAL VINYL ABOVE AND BELOW IT (SEE DETAIL).

STRIKE JAMB DETAIL ABOVE & BELOW MAGNET



VERTICAL CROSS SECTION

HORIZONTAL CROSS SECTION

NOTE: GLAZING MATERIAL FOR ALL KD UNITS AND GLAZED UNITS MUST CONFORM TO ANSI Z97.1 AND CPSC STANDARD 16 CFC 1201 CATEGORY I AND II.

REV. #1
 DATE: 9/2/06

SERIES	UNIT	WIDTH & HEIGHT	DOOR GLASS
3600 FRAMELESS PIVOT DOOR	3600	37" X 66"	WIDTH AS DETERMINED* HEIGHT= 63 1/2"



SHOWER ENCLOSURES
 7201 Snider Road - Mason, Ohio 45040

Phone (513) 573-1900 Toll Free 1-800-45-BASCO