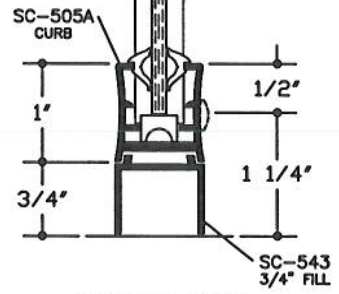
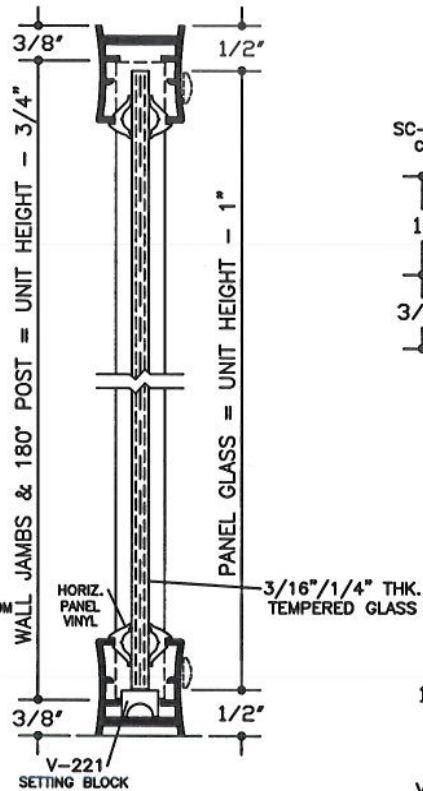
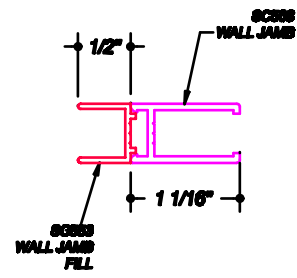


VERTICAL CROSS SECTION



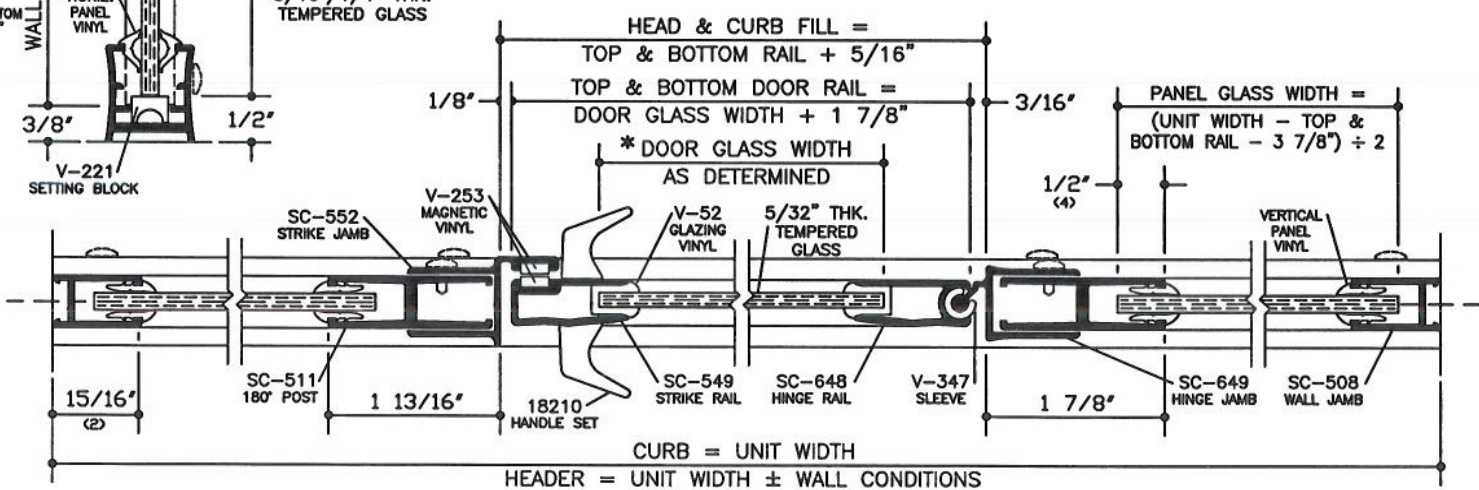
OPTIONAL 3/4" CURB FILLER



- NOTE**
- GLASS AND OVERLAP OF VERTICAL MEMBERS MUST BE FILLED TO PREVENT USE OF STAINED GLASS OR FOR OUTRAME WALL CONDITIONS.
 - DOOR GLASS VINYL 5/32" GLASS - 5/32" V-52 GLASS - 5/32"
 - PANEL GLASS VINYL 5/32" GLASS - 5/32" V-52 GLASS - 5/32"

PANEL GLAZING VINYL		
GLASS THICKNESS	VERTICAL	HORIZONTAL
1/4"	V-219	V-220
3/16"	V-226	V-225

HORIZONTAL CROSS SECTION



CURB = UNIT WIDTH
HEADER = UNIT WIDTH ± WALL CONDITIONS

NOTE: Glazing material for all KD units and Glazed units must conform to Ansi Z97.1 and CPSC Standard 16 CFC 1201 Category I and II.

EPH-N00-06208
DATE: 5-26-04

REV. #1
DATE: 9/2/00

SERIES	UNIT	WIDTH & HEIGHT	DOOR GLASS	PANEL GLASS
125 HI	125 HI	60" X 68 5/8"	HEIGHT= 63 1/2"	HEIGHT= 67 1/2"
725 HI	725 HI	60" X 72 1/8"	HEIGHT= 67"	HEIGHT= 71"
FRAMED			WIDTH AS DETERMINED*	WIDTH AS DETERMINED*
THINLINE				



SHOWER ENCLOSURES
7201 Snider Road - Mason, Ohio 45040
Phone (513) 573-1900 Toll Free 1-800-45-BASCO