

FOCUS ON REAL ESTATE

REIT Investors Receive Another Tax Advantage that Increases Net Income.

by Burland B. East III, CFA | March 2019

REIT Investors Receive Another Tax Advantage that Increases Net Income.



Burland B. East III, CFA
CEO, American Assets Capital Advisers (AACA)

Introduction

Real estate investment trust (REIT) investors, which already experience significant tax benefits, **now qualify for another tax advantage**, due to the passage of the Tax Cuts and Jobs Act (TCJA) in late 2017.

With TCJA now in effect, up to 45% of a REIT's dividend is further advantaged, regarding taxation.

Before we get started, it's important to clarify certain assumptions made in this paper. First, taxes are discussed at the federal level, but additional taxes may apply depending on the investor's state residence, which could drive after-tax yield lower. Second, the analysis in this paper assumes that investors have a long-term investment timeline (greater than one year) for the purposes of calculating long-term capital gains.

Tax Efficiency for Long-term Investors

Currently, REITs generally **do not** pay taxes at the company level, as the REIT legal structure is basically a pass-through entity. This structuring mandates that REITs distribute at least 90% of their earnings to investors in the form of dividends, in order to avoid corporate tax. This is different than most other common equity market structures—such as C Corporations—which must pay taxes at the company level, and where shareholders pay again at their level. REIT investors, however, generally **do** pay taxes. The IRS classifies REIT distributions as follows:

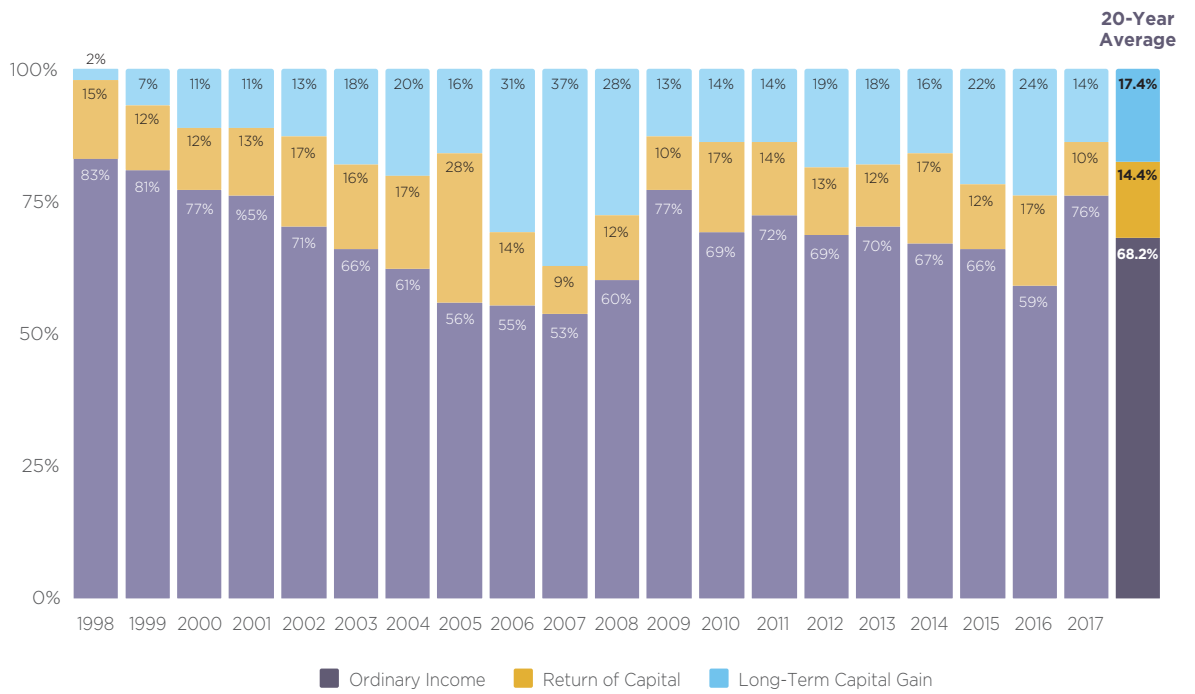
- **Ordinary Income:** The maximum Federal rate on ordinary income is 37%, but individual rates vary between 10% and 37%.
- **Return of Capital:** Although not immediately taxable, capital from this category reduces the tax cost basis of the REIT shares based on their original purchase date. Therefore, if shares are sold, the cost basis is lower (and tax liability larger), but returned capital would be taxed as capital gains.
- **Capital Gains:** The maximum Federal rate on long-term capital gains is 20%, but can drop as low as 15% in certain cases.

For the 20-years ended December 31, 2017, (see Figure 1 below), approximately 31.8% of REIT dividends, on average, have been tax-advantaged, identified as either:

- Return of capital: 14.4% (yellow) or capital gains: 17.4% (blue)
- The remaining amount has been taxed as ordinary income: 68.2% (purple), a rate typically higher than the capital gains rate.

Figure 1. **REIT Dividend Taxation Varies Year-to-Year—
But has Consistently Been Advantageous**

REIT Dividend Tax Treatment % | 1998 - 2017, including Cumulative 20-Year Average



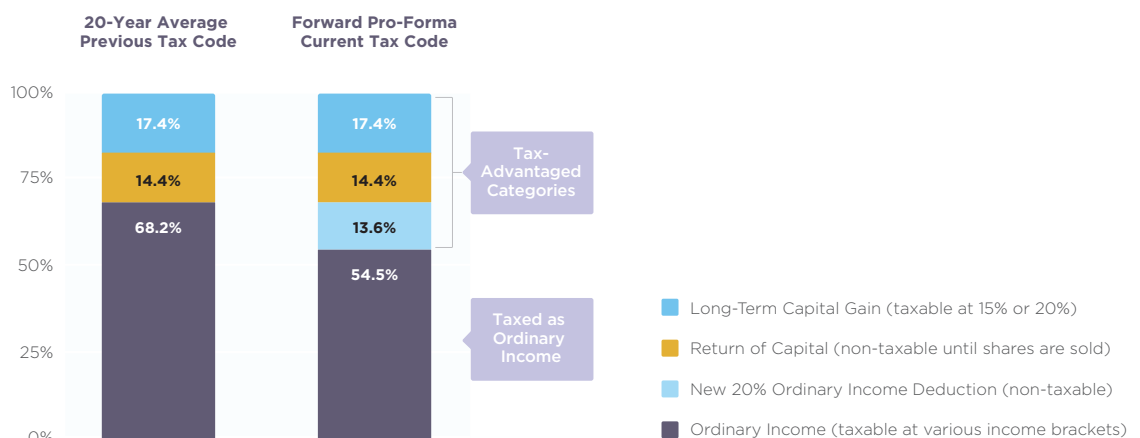
Source: NAREIT.

Beginning in 2019, REIT investors received another tax advantage through legislation, due to the Tax Cuts and Jobs Act (TCJA). They include:

1. **A deduction of up to 20%**, applicable to the ordinary income portion of a REIT distribution.
2. **Lower individual tax rates.** For example, the highest federal tax rate now stands at 37.0% for the highest U.S. tax bracket (over \$500K filing separately and over \$600K filing jointly). This federal rate was dropped 2.6% down from the 39.6% rate in place prior to TCJA’s passage.

Although the second point above applies to all taxable income, whether derived from a REIT or any other income source, the first point is **exclusive to REIT investors**. If we use the 20-year average as a hypothetical example on a go-forward or “pro forma” basis, the taxable percentage of a REIT dividend is reduced. The recent tax code change decreases taxable ordinary income by 20%—from 68.2% to 54.5%. The remaining 13.6% is non-taxable. Figure 2 (shown below) provides REIT investors with a graphical comparison, of the old tax code versus the new. The ordinary income category (represented in purple), which is typically taxed at the highest rate, is reduced as compared to the previous tax code.

Figure 2. **New TJCA Tax Code Increases the Tax-Advantaged Categories for REIT Dividends**



Sources: U.S. Treasury/Internal Revenue Service and NAREIT.

We have next provided Figure 3 below to further outline the implications of the new tax code. In Figure 3, we compare income derived from REIT dividends to traditional stock and bond dividend income. Because the total amount of an investor's income can significantly impact outputs, we have provided two hypothetical examples: 1) A single filer earning \$100,000 annually; and 2) A single-filer earning \$500,000 per annum. **The difference in effective tax rates between the two asset classes is highly significant, as shown in both examples.**

Figure 3. **On Average, Income from REITs are Likely Taxed at a Lower Rate than Non-REIT Income, Regardless of Tax Bracket**

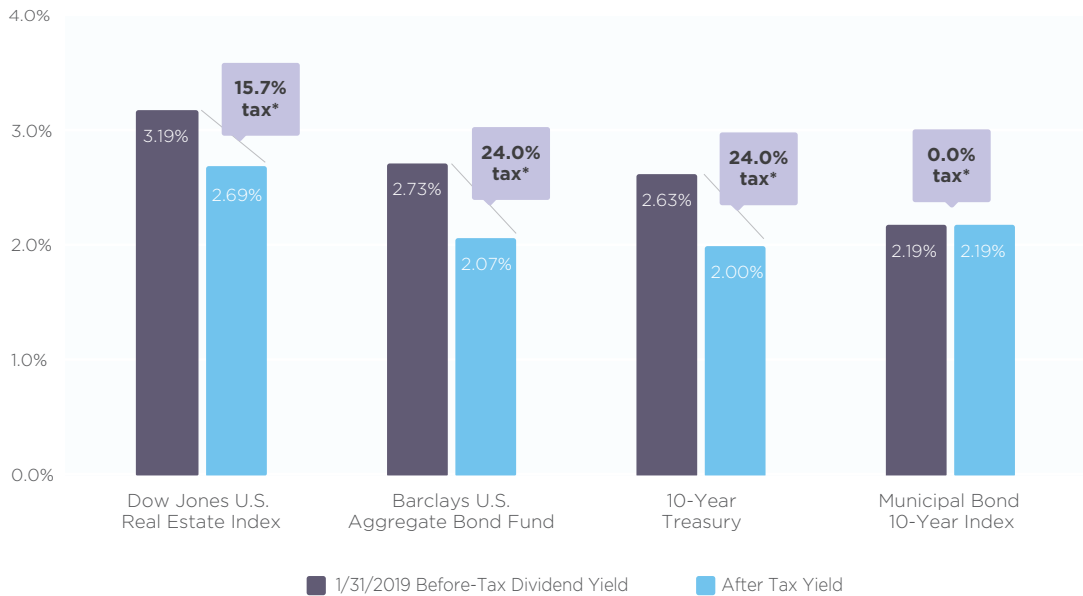
Dividend Classification	Current REIT Dividend and Tax Breakdown		Current Non-REIT Stock/Bond Dividend and Tax Breakdown	
	Pro Forma Weight	Tax Rate	Weight	Tax Rate
Hypothetical Example #1: SINGLE-FILER: \$100,000 annual income				
Ordinary Income At marginal 2018 individual bracket	54.5%	24.0%	100.0%	24.0%
20% Ordinary Income Deduction	13.6%	0.0%	0.0%	0.0%
Long-Term Capital Gain	17.4%	15.0%	0.0%	15.0%
Return of Capital	14.4%	0.0%*	0.0%	0.0%
Effective Tax Rate		15.7%		24.0%
Hypothetical Example #2: SINGLE-FILER: \$500,000 annual income				
Ordinary Income At highest 2018 individual bracket	54.5%	37.0%	100.0%	37.0%
20% Ordinary Income Deduction	13.6%	0.0%	0.0%	0.0%
Long-Term Capital Gain	17.4%	20.0%	0.0%	20.0%
Return of Capital	14.4%	0.0%*	0.0%	0.0%
Effective Tax Rate		23.7%		37.0%

* Is not subject to potential capital gains tax until REIT shares are sold.
Source: American Assets Capital Advisers.

Although the examples in Figure 3 apply to common stock REITs, REIT preferred stocks also derive significant benefits from tax-code changes. Preferred REIT stocks are now solely subject to a 20% ordinary income deduction—translating to 80% of the dividend being taxed. All else being equal, there is an advantage to investing in REIT preferred stocks over non-REIT stocks or bonds.

If we compare REITs to asset classes where the new REIT tax advantage does not apply—REITs’ after-tax yields are even more attractive. Figure 4 below compares REIT yields to other asset-class yields on a pre- and post-tax basis. Even municipal bonds, renowned for their tax status and income generation potential, generate 18% less income than REITs after tax. (Please be advised, taxation is complex. The sample calculation below is provided for illustrative purposes only. It should not be construed as tax advice. Please consult your tax professional.)

Figure 4. **Pre- and Post-Tax Yields: REITs Top Out Munis and More**

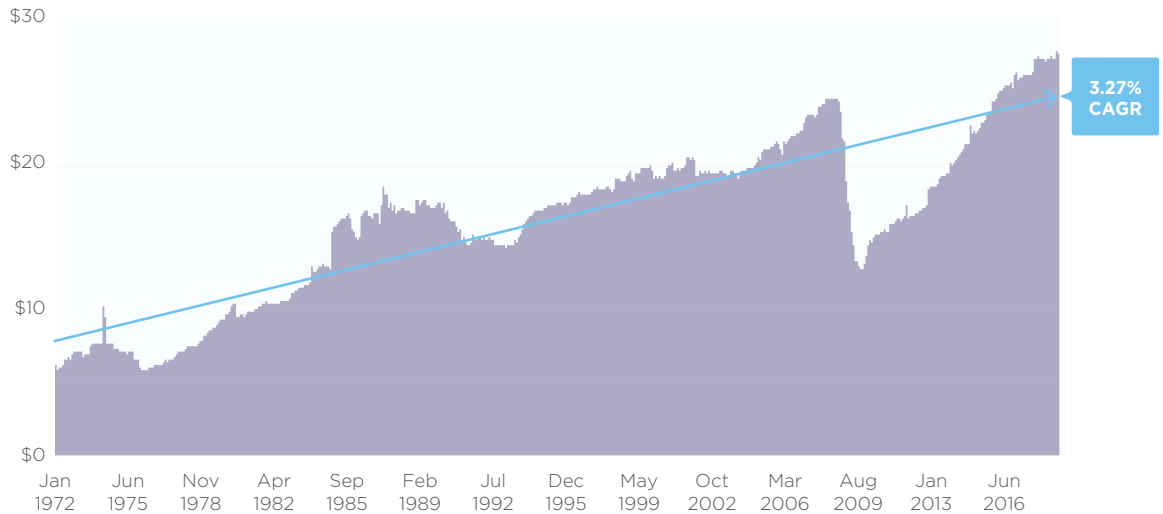


* Assumes single-filer with income of \$100,000 per year, no applicable state income tax.
Source: Bloomberg Markets.

Lastly, unlike fixed income dividends, **REIT dividends tend to grow over time**. Since the inception of their structure (1972), REITs have grown their dividend at an annual compounded rate of 3.27% per year, as shown in Figure 5 below.

Figure 5. **Income is Not Fixed: REIT Dividends have Grown Over Time**

December 1971 – February 2018



Source: NAREIT.

In Conclusion

Tax efficiency is highly important to individual investors with taxable accounts—especially those that are seeking efficient ways to generate income. **The current tax code implemented by the TCJA increases the advantages of owning common stock REITs. Investors would be wise to consider both common stock and preferred stock REIT funds for their income needs.** When compared to other yield-producing asset classes, REITs may be more effective than municipal bonds due to higher after-tax yield and the dividend growth potential.

About Burland B. East III, CFA

Chief Executive Officer, American Assets Capital Advisers (AACA)

Thirty years of experience on Wall Street as a Managing Director and as a NASD Broker-Dealer member-owner. Raised approximately \$15 billion in capital (mostly equity) from sophisticated investors globally in 142 large-scale real estate transactions including 26 IPOs, 40 follow-on offerings, and 19 private equity transactions as well as numerous converts, preferred stocks, bond offerings, tenders, mergers, strategic advisory assignments, and mezzanine debt placements.

Burl serves on the Board of Advisors of Comunidad Realty Partners, a dynamic real estate investment firm specializing in multifamily apartment communities in densely-populated Hispanic neighborhoods. Previously, Burl served on the Leadership Council at USC's Lusk Center for Real Estate and the Board of Directors of Excel Trust, Inc., a NYSE listed equity REIT. Prior Board Associate for NAREIT. Burl spoke at over 250 large real estate industry events in the U.S., Europe, and Asia and chaired events like NAREIT's Annual Convention. Mr. East has been interviewed in the financial press and on TV dozens of times and authored numerous articles for major publications like *Barron's*.

Other significant investment experience includes: Dow Jones/Realty Stock Review Outstanding Sell Side Analyst, Honorable Mention, 1996, 1997, and 1998; Lectured at USC Marshall School of Business, Northwestern University, University of San Diego, and University of Wisconsin. Has authored approximately 20,000 pages of widely distributed research; MBA from Loyola University, Baltimore, MD; Chartered Financial Analyst (CFA); Series 24: General Securities Principal; Series 27: Financial Operations Principal; Series 7: Registered Representative; and Series 63: State Blue Sky. (The foregoing are currently in inactive status).

American Assets Capital Advisers

American Assets Capital Advisers, LLC (AACA) is an SEC-registered investment adviser specializing in real estate securities, including investments in real estate investment trusts (REITs), gaming, lodging, real estate operating companies (REOCs), home-building, real estate services, real estate finance companies, land, infrastructure and equity-related derivatives, and may also invest in debt, convertible debt, and preferred securities. AACA manages separate accounts and a mutual fund as the sole sub-adviser. AACA is wholly-owned and controlled by Soledad Realty Capital, Inc. and American Assets Investment Management, LLC.

Neither Artivest nor Altegris is affiliated with AACA.

RISKS AND OTHER IMPORTANT CONSIDERATIONS

This material is being provided for informational purposes only. The author's assessments do not constitute investment research and the views expressed are not intended to be and should not be relied upon as investment advice. This document and the statements contained herein do not constitute an invitation, recommendation, solicitation, or offer to subscribe for, sell, or purchase any securities, investments, products, or services. The opinions are based on market conditions as of the date of writing and are subject to change without notice. No obligation is undertaken to update any information, data, or material contained herein. The reader should not assume that all securities or sectors identified and discussed were or will be profitable. Nothing herein should be construed as investment or tax advice, nor is it a recommendation to buy or sell any securities.

Past performance is not indicative of future results. There is no guarantee that any forecasts made will come to pass. Due to various risks and uncertainties, actual events, results, or performance may differ materially from those reflected or contemplated. There can be no assurance that any investment product or strategy will achieve its objectives, generate profits, or avoid losses. Diversification does not ensure profit or protect against loss in a positive or declining market.

It is important to note that all investments are subject to risks that affect their performance in different market cycles. Equity securities are subject to the risk of decline due to adverse company or industry news or general economic decline. Bonds are subject to risk of default, credit risk, and interest rate risk; when interest rates rise, bond prices fall. REITs are affected by the market conditions in the real-estate sector, changes in property value, and interest rate risk.

Alternative investments involve a high degree of risk and can be illiquid due to restrictions on transfer and lack of a secondary trading market. They can be highly leveraged, speculative, and volatile, and an investor could lose all or a substantial amount of an investment. Alternative investments may lack transparency as to share price, valuation, and portfolio holdings. Complex tax structures often result in delayed tax reporting. Compared to mutual funds, hedge funds and commodity pools are subject to less regulation and often charge higher fees. Mutual funds involve risk, including possible loss of principal. Alternative investment managers typically exercise broad investment discretion and may apply similar strategies across multiple investment vehicles, resulting in less diversification. Trading may occur outside the United States which may pose greater risks than trading on U.S. exchanges and in U.S. markets.

INDEX DESCRIPTIONS

The following indices are for informational and illustrative purposes only. It is not possible to invest directly in any index or benchmark. Indices and benchmarks do not reflect commissions or fees that might be charged to a similar investment product if actually acquired. Such commissions or fees are likely to materially affect the performance data presented by an index or benchmark.

Barclays U.S. Aggregate Bond Index. The Barclays Capital U.S. Aggregate Bond Index represents securities that are SEC-registered, taxable and dollar denominated. The index covers the U.S. investment grade fixed rate bond market, with index components for government and corporate securities, mortgage pass-through securities and asset-backed securities. These major sectors are subdivided into more specific indices that are calculated and reported on a regular basis. These specific indices include the Government/Credit Index, Government Index, Treasury Index, Agency Index, and Credit Index.

Dow Jones U.S. Real Estate Index. The index is designed to track the performance of real estate investment trusts (REIT) and other companies that invest directly or indirectly in real estate through development, management, or ownership, including property agencies.

FTSE NAREIT All REITs Index. The FTSE NAREIT All REITs Index is a free-float adjusted market-capitalization weighted index that includes all tax qualified REITs listed on the NYSE, AMEX, and NASDAQ National Market. The base date of index is December 31, 1999, with the base value of 100.

The S&P U.S. Treasury Bond 10-Year Index. A one-security index comprising the most recently issued 10-year U.S. Treasury note or bond.

The S&P Municipal Bond Index. A broad, market value-weighted index that seeks to measure the performance of the U.S. municipal bond market with maturities between eight and twelve years.

About Artivist

Powering the Future of Alternative Investing.

Artivist is the premier alternative investment platform, offering investors and advisors digital access to institutional-quality alternative strategies, including private equity, hedge funds, managed futures, and real assets. Our enterprise solutions for asset and wealth managers include investment access, transaction processing, investment research, product structuring, and nationwide fund distribution. Artivist remains privately held by its employees and outside investors, led by KKR, Thiel Capital, Genstar Capital, and Aquiline Capital Partners. For more information, please visit artivist.co.