



EDUCATION BROCHURE

SAVE UP TO 20%
WHEN YOU REGISTER BY 8/11

**FEATURING OVER 320 HOURS OF EDUCATION, INCLUDING CUTTING-EDGE
CLINICAL CONTENT DEVELOPED SPECIFICALLY FOR VISION EXPO**

BROUGHT TO YOU BY



PRODUCED BY



VEW2022.COM/LEARN

INTRODUCING NEW EDUCATION PRICING!

We're thrilled to introduce new pricing which makes VisionEd more affordable than ever! Enroll in hourly education, or upgrade to unlimited education for the entire CE Program to take advantage of everything VisionEd has to offer!*

DOCTORS

UNLIMITED CONTINUING EDUCATION

Early Bird: \$599 \$499
Register on or before 8/11/2022

A LA CARTE

\$70/hour
Select this option if you plan on taking fewer than 7 hours.

OPTICON / ALLIED HEALTH

OPTICIANS, CONTACT LENS PROFESSIONALS, ALLIED OPHTHALMIC PROFESSIONALS, OPTICAL ASSISTANTS AND OFFICE MANAGERS, FRAME BUYERS AND LAB TECHNICIANS

OPTICON @ VISION EXPO UNLIMITED CONTINUING EDUCATION

Early Bird: \$349 \$299
Register on or before 8/11/2022

OTHER PROFESSIONALS

PROFESSIONALS WORKING IN CORPORATE MANAGEMENT, OR SERVICE PROVIDERS

UNLIMITED CONTINUING EDUCATION

Early Bird: \$539 \$499
Register on or before 8/11/2022

A LA CARTE

\$70/hour
Select this option if you plan on taking fewer than 7 hours.

TOTAL OFFICE PACKAGE

SAVE BIG ON EDUCATION BY BOOKING A GROUP! REGISTER FOUR OR MORE CONFEREES FOR UNLIMITED CONTINUING EDUCATION AND SAVE 20% OFF THE CURRENT EDUCATION RATE FOR DOCTORS AND OTHER PROFESSIONALS!*

4+ CONFEREES

20% OFF*

* Total Office Package 20% discount does not apply to OptiCon Education Packages.

WORKSHOPS* \$186

20C4: OCT Workshop
30C4: Injections and Minor Procedures Workshop
35L1: Specialty Contact Lens Workshop

*Unlimited education package does not include workshops.

FREE EDUCATION*

Global Contact Lens Forum: 10L1, 10L2, 10L3
Battle at the Sands Imaging Program: 10C1, 10C2, 10C3
(10C1 workshop limited to first 100 registrants)
Vision Series (Optometrists Only)
Innovation Stage

*Advance Registration is required for free courses.

ALL EDUCATION REGISTRATIONS INCLUDE THE FOLLOWING:

- **ADMISSION TO EXHIBITS (\$150 VALUE)**
- **ADMISSION TO EDUCATION ATTENDEE LOUNGE**



MARKETING AND SOCIAL MEDIA BOOTCAMP

BROUGHT TO YOU BY:

marketing4ecps

WED, SEPT 14 @ 8:30AM – 4:30PM

REGISTER NOW



IS GOOGLE STILL KING?
8:30AM – 9:30AM



AN INSTAGRAM WORKSHOP & STRATEGY SESSION
9:45AM – 10:45AM



WHAT IS SEO AND WHY IS IT IMPORTANT FOR MY MARKETING?
11:00AM – 12:00PM



TOP 10 THINGS YOU NEED TO DO TO MARKET YOUR PRACTICE
1:00PM – 2:00PM



EASILY FIND & CREATE CONTENT TO FILL YOUR SOCIAL MEDIA CALENDAR
2:15PM – 3:15PM



BUILD A COMPLETE MARKETING PLAN & BUDGET IN AN HOUR
3:30PM – 4:30PM

2022 VISION EXPO SUPPORTERS



Seeing beyond



CooperVision®



2022 VISION EXPO ENDORSERS



Official Institutional Sponsor:



New England
College of Optometry

EDUCATION PLANNING COMMITTEE

MEET THE MEMBERS WHO HAVE BEEN ACTIVELY INVOLVED IN THE DEVELOPMENT OF THIS YEAR'S EDUCATION MEETING.



Mark Dunbar, OD, FAEO
EPC Co-Chairman
Michigan College of Optometry at Ferris State University



Marc Bloomenstein, OD, FAEO
EPC Co-Chairman
New England College of Optometry



Melissa Bamett, OD, FAEO
UC Berkeley School of Optometry



Michael Kling, OD
Southern College of Optometry



Millicent Knight, OD, FAEO
Illinois College of Optometry



Jack Schaeffer, OD
University of Georgia, Southern College of Optometry



Vincent Young, MD
Temple University, Temple University Medical School



Thomas Quinn, OD
Interim GCLF Director
Ohio University College of Medicine

OPTICON ADVISORY BOARD

MEET THE MEMBERS WHO HAVE BEEN ACTIVELY INVOLVED IN THE DEVELOPMENT OF THIS YEAR'S EDUCATION MEETING.



Janet Acara, ABOC, NCLEM
Erie Community College




Tom Barracato, ABOC, NCLEC
Owner, Adolph Optical



Sandra K. Brown, ABOM, NCLEC
VisionWorks



Curt Duff, ABOM, NCLEM
Owner, Tinder-Krauss-Tinder, ABO Chair



Tina Palumbo
OAB Co-Chair, Foerster & Hayes LTD,
ABO-NCLE Board Public Member



Carri L. Russell, NCLEM
Bausch Health Speciality Vision Products
NCLE Chair



Phernell C. Walker, II, ABOM, NCLEC
Pure Optics, LLC, OAB Co-Chair

CLINICAL HIGHLIGHTS

GLAUCOMA 11C1 Glaucoma Grab Bag: Practical Guidelines for Effective Glaucoma Management 12C1 Problem Solving in Glaucoma Management 21C1 MIGS in Glaucoma 23C1 A Roadmap for Making the Diagnosis in Glaucoma 23C6 Corneal Hysteresis and IOPcc: Glaucoma Vitals for the Modern Era 25C1 A Roadmap to Medical Management of Glaucoma 26C1 Individualizing Glaucoma Treatment: Understanding How to Utilize Traditional and Novel Agents 31C1 Visual Fields, A Virtual Reality 33C1 Glaucoma Grand Rounds 35C1 Innovations in Glaucoma: Next Generation Technology, Medications, and Delivery 36C1 New Ideas in Glaucoma	ANTERIOR SEGMENT 12C2 Corneal Relationship Therapy: Managing the Neurotrophic Keratitis 21C2 An Update on Systemic Conditions and Medications You Must Look Out for in OSD Management 23C2 MGD: New Technology for Diagnosis and Management 26C6 Intersection of Dry Eye and Beauty: Design, Build and Brand a Profitable Dry Eye Spa 33C2 The Greatest Anterior Segment Disease and Medical Management of Contact Lens Complications Course Ever 36C3 Keratoconus and Crosslinking in the 21st Century 42C1 Practical Approach to Uveitis Management 43C2 Nuts and Bolts of Dry Eye Technology 43C3 Periocular Malignancies	IMAGING TECHNOLOGY 10C1 BATTLE AT THE SANDS: Case Challenges in Optometry - Optimizing Ocular Imaging Workshop 10C2 BATTLE AT THE SANDS: Case Challenges in Optometry - Optimizing Ocular Imaging Round 1 10C3 BATTLE AT THE SANDS: Case Challenges in Optometry - Optimizing Ocular Imaging Semifinals and Finals 20C4 OCT Workshop 23C3 OCT/OCTA: the What, When and How 24C3 OCT Connect: Case Presentations 26C4 Getting Started With OCT 31C1 Visual Fields, A Virtual Reality 31C5 OCT Angiography 33C5 A Multimodal Imaging Grand Rounds	CONTACT LENS 10L1 GLOBAL CONTACT LENS FORUM: Elevating Your Contact Lens Practice 10L2 GLOBAL CONTACT LENS FORUM: Seeing Red: Practical Problem-Solving of CL Red Eye 10L3 GLOBAL CONTACT LENS FORUM: Marketing for Specialty Contact Lenses 21L1 Dry Eye and Contact Lens Wear 23L1 Incorporating Myopia Management Into Practice 25L1 How To Build An Ortho-K Practice 26L1 How To Set Achievable Myopia Management Expectations 31L1 Keratoconus 1, 2, 3 Keratoconus Management Made Simple 36L1 Superhuman Vision: Extended Reality to Restore and Enhance 42L1 Corneal Diagnostics A-Z 43L1 Innovations in Multi-focal Contact Lenses	LOW VISION 34C3 Expand Your Practice: How To Integrate Low Vision Into Everyday Patient Care and Improve Outcomes	PHARMACOLOGY 11C3 Ophthalmic Therapeutics Update 35C3 Oral Pharmaceuticals in an Optometric Practice 45C1 Management of Ocular Pain: Considerations when Prescribing Opiates
				POSTERIOR SEGMENT/RETINA: 21C5 COVID 19, Diabetes, Hypertension, and Racial Health Disparities 23C5 AMD: The Past, Present and Future 25C5 The OD Role in Diabetes 26C5 What's Hot in Retina 35C5 The Greatest Posterior Segment Disease Course Ever	OPTOMETRIC/SURGICAL PROCEDURES 30C4 Injections and Minor Procedures Workshop
				MYOPIA 11C4 Myopia Control	SYSTEMIC DISEASE - DIABETES 23C4 Under Pressure - The New Hypertension Guidelines 26C2 An Update on Thyroid Eye Disease 45C2 Exploring the Autoimmune Diseases: A Systemic Approach

CLINICAL CONTENT

Custom designed for Vision Expo by the Education Advisory Board, our 2022 program is organized by key content areas including glaucoma, posterior segment/retina, anterior segment/dry eye, surgical/co-management, and systemic disease and diabetes. Here you will discover courses specifically developed to immerse you in the most cutting-edge developments for better patient care. Learn from the most knowledgeable experts in the field of optometry as they unveil leading-edge technology and the latest trends in the diagnosis and treatment of common eye diseases. 13 clinical tracks with over 170 hours of content will keep you at the forefront of the industry.

EDUCATION HIGHLIGHTS

SCLERAL LENS TRACK

Scleral lens fitting is one of the fastest growing segments of specialty contact lens practice. Their impact can be profound and life changing, both to the patient and the practice. This tract will provide comprehensive and highly clinical information on how to select a scleral lens design for both basic and advance cases, how to assess the fit and how to solve problems that may develop. Learn skills that will take your abilities and patient satisfaction to the next level.

- 33L1 Scleral Lens Basic Fitting
- 34L1 Scleral Lens Troubleshooting
- 35L1 Specialty Contact Lens Workshop

VISION SERIES

This all-new-for-2022 format invites you to grab a bite to eat or drink and continue learning over breakfast or lunch. Take a break from the exhibit hall or formal classroom learning as industry leaders address the latest clinical innovations in a relaxed and collaborative learning environment. Then put theory into practice by heading back into the exhibit hall to connect and build on your classroom learning. Vision Series sessions are open to Optometrists only and are limited to one session per day. **NOT FOR CREDIT.**

Please check our website west.visionexpo.com for the list of Vision Series sessions.

INNOVATION STAGE

Located in the Exhibit Hall, the all-new Innovation Stage features free exhibitor-sponsored content for all attendees. Learn about the latest products and services over complimentary snacks and beverages in a casual, soft-seating environment.

Please check our website west.visionexpo.com for the list of Innovation Stage sessions.

FREE EDUCATION

GLOBAL CONTACT LENS FORUM

This free, informative and highly attended 'meeting within a meeting' provides attendees with practical, timely tips in both clinical and business processes that will take your specialty contact lens practice to the next level. A panel of respected, highly successful contact lens practitioners will provide personal insights gleaned from their real world experience. This will be followed by practical problem-solving of the contact lens red eye. Finally, learn about marketing for specialty contact lenses.

THE GLOBAL CONTACT LENS FORUM IS DIRECTED BY THOMAS QUINN, OD

WEDNESDAY, SEPTEMBER 14

7:00 AM - 8:00 AM 10L1 - Elevating Your Contact Lens Practice Moderator: Thomas Quinn, OD Panelists: Melanie Frogozo, OD; Jason Compton, OD; Sheila Morrison, OD	8:00 AM - 9:00 AM PROMOTIONAL BREAKFAST SYMPOSIUM Act Now, Change Tomorrow Implementing MiSight® 1 day contact lens in the Clinical Practice: A How-to Workshop for Optometrists and Staff <i>Presented by:</i> Coopervision Speaker TBD NOT FOR CREDIT	9:15 AM - 11:15 AM 10L2 - Seeing Red: Practical Problem-Solving of CL Red Eye Speakers: Thomas Quinn, OD; Melanie Frogozo, OD; Jason Compton, OD; Sheila Morrison, OD	11:30AM-12:30PM 10L3 - Marketing for Specialty Contact Lenses Speaker: Jason Compton, OD	12:30PM-1:00PM PROMOTIONAL LUNCH SYMPOSIUM New Frontiers in Soft Contact Lens Vision and Comfort – Introducing ACUVUE® OASYS 1-Day MAX <i>Presented by:</i> Johnson & Johnson Vision Speaker: Kurt Moody, OD, FAAO NOT FOR CREDIT	1:00PM-1:30PM SYMPOSIUM Title TBD <i>Presented by:</i> Bausch + Lomb Speaker TBD NOT FOR CREDIT
--	---	---	--	--	---

4 HOURS FREE CE | ADVANCED REGISTRATION REQUIRED | ACCREDITATION PENDING - COPE, NCLE, FL BOARDS OF OPTOMETRY + OPTICIANRY, NY STATE OPTICIAN - CONTACT LENS - INTERMEDIATE

BATTLE AT THE SANDS

In the spirit of high stakes competition, panelists will compete against each other by presenting interesting cases highlighting imaging technology. The audience decides who wins each match via attendee interactive polling technology. The competition is fierce and the stakes are high as the loser goes home and the winner advances until the final showdown. Come be a part of this unique program that captures the thrill of victory and the agony of defeat as a champion gets crowned.

WEDNESDAY, SEPTEMBER 14

11:15AM-1:15PM 10C1 – Battle at the Sands: Case Challenges in Optometry - Optimizing Ocular Imaging Workshop Speaker: Mark Dunbar, OD, FAAO LIMITED ATTENDANCE	1:30PM-3:30PM 10C2 – Battle at the Sands: Case Challenges in Optometry - Optimizing Ocular Imaging Round 1 Moderator: Mark Dunbar, OD, FAAO Panelists: Julie Rodman, OD; Mohammad Rafieetary, OD; Steven Ferrucci, OD; Carolyn Majcher, OD; Alison Bozung, OD; Nate Lighthizer, OD; Mark Schaeffer, OD; William To, OD	3:45PM-4:45PM 10C3 – Battle at the Sands: Case Challenges in Optometry - Optimizing Ocular Imaging Semifinals and Finals Moderator: Mark Dunbar, OD, FAAO Panelists: Julie Rodman, OD; Mohammad Rafieetary, OD; Steven Ferrucci, OD; Carolyn Majcher, OD; Alison Bozung, OD; Nate Lighthizer, OD; Mark Schaeffer, OD; William To, OD
---	--	--

5 HOURS FREE CE | ADVANCED REGISTRATION REQUIRED | ACCREDITATION PENDING - COPE, FL BOARD OF OPTOMETRY

FREE! GLOBAL CONTACT LENS FORUM

7:00 AM – 8:00 AM	10L1 - FREE
	Elevating Your Contact Lens Practice Moderator: Quinn Panelists: Frogozo, Compton, Morrison C,FL-OD, FL-OP,N-NO,NYS-CL-I
9:15 AM – 11:15 AM	10L2 - FREE
	Seeing Red: Practical Problem-Solving of CL Red Eye Quinn, Frogozo, Compton, Morrison C,FL-OD, FL-OP,N-O2,NYS-CL-I
11:30 AM – 12:30 PM	10L3 - FREE
	Marketing for Specialty Contact Lenses Compton C,FL-OD, FL-OP,N-NO,NYS-CL-I

CLINICAL					
11:15 AM – 1:15 PM					10C1 - FREE
					BATTLE AT THE SANDS: Case Challenges in Optometry - Optimizing Ocular Imaging Workshop Dunbar Limited Attendance C,FL-OD
1:30PM – 3:30PM	11C1		11C3	11C4	10C2 - FREE
	Glaucoma Grab Bag: Practical Guidelines for Effective Glaucoma Management Marrelli C,FL-OD, TPA, T		Ophthalmic Therapeutics Update Steen C,FL-OD,T, TPA	Myopia Control Kattouf C,FL-OD	BATTLE AT THE SANDS: Case Challenges in Optometry - Optimizing Ocular Imaging Round 1 Moderator: Dunbar Panelists: Bozung, Lighthizer, M. Schaeffer, Rafieetary, Ferrucci, Majcher, Rodman, To C,FL-OD
3:45PM – 4:45PM	12C1	12C2			10C3 - FREE
	Problem Solving in Glaucoma Management Steen C,FL-OD, TPA	Corneal Relationship Therapy: Managing the Neurotrophic Keratitis Bloomenstein C,FL-OD, TPA, T			BATTLE AT THE SANDS: Case Challenges in Optometry - Optimizing Ocular Imaging Semifinals and Finals Moderator: Dunbar Panelists: Bozung, Lighthizer, M. Schaeffer, Rafieetary, Ferrucci, Majcher, Rodman, To C,FL-OD
5:00PM – 6:00PM			13C4		
			Prescription Formulas for the Pediatric Patient Kattouf C,FL-OD, TPA, O		

TRACK KEY

Anterior Segment	Glaucoma	Imaging Technology	Myopia
Non-Track	Optometric/Surgical Procedures	Pharmacology	Posterior Segment/Retina
Scleral Lens	Surgical/Co-Management	Systemic Disease/Diabetes	Presbyopia

VISION EXPO MARKETING & SOCIAL MEDIA BOOTCAMP

In partnership with Marketing4ECPs

8:30 AM – 9:30 AM	10B1
	Is Google Still King? Charest C
9:45 AM – 10:45 AM	10B2
	An Instagram Workshop & Strategy Session Kemp C
11:00 AM – 12:00 PM	10B3
	What is SEO and Why Is It Important For My Marketing? Laurenson C
1:00 PM – 2:00 PM	10B4
	Top 10 Things You Need To Do To Market Your Practice Choryan C
2:15 PM – 3:15 PM	10B5
	Easily Find & Create Content to Fill Your Social Media Calendar Alexander C
3:30 PM – 4:30 PM	10B6
	Build A Complete Marketing Plan & Budget In An Hour Wilhelm C

OPTICAL TECHNOLOGY		BUSINESS SOLUTIONS
11O1	11O2	11B1
Visual Assessment: More Than Just a Refraction Kazemi, Hoff A-O3, NYS, FL-T	Visual Fields and the Use of Fresnel Prisms Pasner A-O1, FL-T, NYS, FL-T	The Patient Journey - Prescribing Alexander A-O1, NYS, FL-OP
12O1	12O2	12B1
Demystifying Near Task Specific Lenses Kazemi, Hoff A-O3, NYS, FL-T	Take This Class First: Know How to Assess a Frame Line for Quality and Fit Before You Visit Vendors Collins A-O1, NYS, FL-T	Multi-Pair Sunglass Sales Alexander A-O1, NYS, FL-OP
13O1	13O2	13B1
The ABCs on Pediatric Vision Kazemi, Hoff FL-T,NYS-D/CL-I,A-O1, NYS, FL-T	Optical Case Studies of the Rich and Famous Walker A-O3, NYS, FL-T	Uncommon & Complicated Case Reports in Trouble Shooting Alexander A-O3, N-O3, NYS, FL-OP

ACCREDITATION LEGEND

A-NO/O1/O2/O3 – ABO-Non-Ophthalmic/Ophthalmic I/Ophthalmic II/Ophthalmic III, C – COPE, FL-OD – Florida State Board of Optometry, FL-OP – Florida State Board of Opticianry, FL-T – Florida State Board of Opticianry – Technical, N-NO/O1/O2/O3 – NCLE-Non-Ophthalmic/Ophthalmic I/Ophthalmic II/Ophthalmic III, NYS-D/CL – B/I/A – New York State Optician – Dispensing/Contact Lens – Basic/Intermediate/Advanced, O – Orals, P – AOA Paraoptometric Commission, T – TQ/CEE, TPA – Therapeutic



VISION EXPO

Provide your staff with the highest quality and most affordable opportunity to learn with a comprehensive package that includes unlimited hours of Education.

LOOK FOR THE OPTICON LOGO  IN THE DAILY COURSE GRID SCHEDULE SIGNIFYING SESSIONS BEING DEVELOPED BY OPTICON.

THURSDAYSEPTEMBER 15

PROGRAM SUBJECT TO CHANGE AS OF 07-07-22.

CLINICAL							CONTACT LENS
7:15AM – 8:15AM	21C1	21C2			21C5		21L1
	MIGS in Glaucoma Schweitzer	An Update on Systemic Conditions and Medications You Must Look Out for in OSD Management Lang			COVID 19, Diabetes, Hypertension, and Racial Health Disparities Reynolds		Dry Eye and Contact Lens Wear Frogozo
	C,FL-OD, TPA	C,FL-OD, O, TPA			C,FL-OD		C,FL-OD
8:30AM – 9:30AM	20C1						
	Vision Series – Presented by Oyster Point						
	FREE, NOT FOR CREDIT. OPTOMETRISTS ONLY						
9:45AM – 10:45AM	23C1	23C2	23C3	23C4	23C5	23C6	23L1
	A Roadmap for Making the Diagnosis in Glaucoma Schmidt, Chaglasian	MGD: New Technology for Diagnosis and Management Hom, M. Schaeffer	OCT/OCTA: the What, When and How Rodman	Under Pressure - The New Hypertension Guidelines Reynolds	AMD: The Past, Present and Future Ferrucci	Corneal Hysteresis and IOPcc: Glaucoma Vitals for the Modern Era Lighthizer	Incorporating Myopia Management Into Practice Frogozo, Compton
			C,FL-OD	C,FL-OD		C,FL-OD	
11:00AM – 12:00PM			24C3	24C4		24C6	
			OCT Connect: Case Presentations Rodman	Pharmacology Update Reynolds		Intense Pulse Light IPL as Adjunctive Treatment for MGD in Ophthalmic Practices Devries	
	C,FL-OD	C,FL-OD, TPA, O, T	C,FL-OD	C,FL-OD, O	C,FL-OD, TPA, T	C,FL-OD, TPA	C,FL-OD
12:15PM – 2:30PM	20C2	20C3		20C4			
	Vision Series – Presented by Regeneron <i>This session is 12:15-1:15pm</i>	Vision Series – Presented by Bausch + Lomb <i>This session is 12:15-1:15pm</i>		OCT Workshop Bossie, Rodman <i>Limited Attendance \$186</i> <i>This workshop is 12:30-1:30pm</i>			
	FREE, NOT FOR CREDIT. OPTOMETRISTS ONLY	FREE, NOT FOR CREDIT. OPTOMETRISTS ONLY		C,FL-OD			
2:45PM – 4:45PM	25C1	25C2	25C3	25C4	25C5	25C6	25L1
	A Roadmap to Medical Management of Glaucoma Marrelli, Chaglasian	The Optometrist's Guide to Managing Presbyopia Lang, Johnston	Trauma Rounds Bozung	Today's Research for Tomorrow's Treatment: What is in the Pipeline Moderator: Barnett Panelists: Hom, Schweitzer	The OD Role in Diabetes Reynolds	Lights, Lasers, Action! Incorporating Aesthetics Into Your Practice Periman, McGee, Davison	How To Build An Ortho-K Practice Compton, Morrison
	C,FL-OD, TPA	C,FL-OD, TPA, T	C,FL-OD	C,FL-OD	C,FL-OD, T	C,FL-OD	C,FL-OD
5:00PM – 6:00PM	26C1	26C2	26C3	26C4	26C5	26C6	26L1
	Individualizing Glaucoma Treatment: Understanding How to Utilize Traditional and Novel Agents Schweitzer	An Update on Thyroid Eye Disease Lang	Do a Double Take Bozung	Getting Started With OCT Rodman	What's Hot in Retina Rafieetary	Intersection of Dry Eye and Beauty: Design, Build and Brand a Profitable Dry Eye Spa Davison	How To Set Achievable Myopia Management Expectations Compton
	C,FL-OD, TPA	C,FL-OD, TPA, O	C,FL-OD	C,FL-OD	C,FL-OD	C, FL-OD, TPA	C,FL-OD

OPTICAL TECHNOLOGY					BUSINESS SOLUTIONS					
21O1	21O2	21O3	21O4	21O5	21B1			21B4	21B5	
Taking the Complication Out of Compensation Alexander 🔗	Intro to Sports Vision Children Who Play Sports Need Safety Eye Protection Mena 🔗	Variable Tint Lenses in Today's World O'Keefe 🔗	Frame Styling with Science and Savvy to Minimize Thickness and Maximize Patient Delight Collins 🔗	Biomicroscope Usage in a Contact Lens Practice Gzik <i>This course is 2 hours from 7:15am - 9:15am</i> 🔗	Strategies for Dealing with Unhappy Patients Ganem 🔗			Eyecare CEO Insights Sian	Leadership and Culture: How To Be a Great Leader by Influencing the Culture Within Your Practice to Make Your Team Smarter Johnston	
A-O3, NYS, FL-T	A-O1, NYS, FL-T	A-O1, NYS, FL-T	A-O2, NYS, FL-T	N-O3, NYS, FL-T	A-NO, NYS, FL-OP			C,FL-OD	C,FL-OD	
22O1	22O2	22O3	22O4		22B1			22B4	22B5	22B6
The Anti-Fatigue Lens Opportunity! Alexander 🔗	Sports EYEillustrated: Keep Your Head In The Game! Mena 🔗	Rose-colored Glasses: How Our Eyes Perceive Color and How You Can Manipulate Color Like a Wizard Collins 🔗	Ocular Emergencies in Eyecare Pasner 🔗		Time Management Made Easy: Task and Time Management Strategies and Techniques Ganem 🔗			Worried About Audits? You Should Be, But Likely Not for the Reasons You Are Wolfe	Don't Even Think About Building a New Building Without Seeing This Presentation Steele	The Transformation of Eyecare from Emerging Trends: Welcome to the Golden Age of Optometry Binkowitz
A-O3, NYS, FL-T	A-O1, NYS, FL-T	A-O2, NYS, FL-T	A-O1, N-O1, NYS, FL-T		A-NO, NYS, FL-OP			C,FL-OD	C,FL-OD	C,FL-OD
23O1	23O2	23O3	23O4			23B2	23B3	23B4	23B5	23B6
Myopia Matters Parker 🔗	Topography and Corneal Measurement Gzik 🔗	Bizarre Eyewear Complaints: Legitimate or Not? O'Keefe 🔗	Introduction to Lensometry Hands-on Workshop Bourque <i>This course is 2 hours from 9:45am – 11:45am</i> 🔗		The Leadership Challenge: Uncovering Your Leadership Skills Ganem 🔗	MBA Strategy to Maximizing Inventory ROI Walker 🔗	Lost Revenue Opportunities and How To Reclaim Them Binkowitz	Boots on the Ground Marketing Helmus	The Ins and Outs of Optometry Contracts Lopez	
A-O1, N-O1, NYS, FL-T	A-O1, N-O1, NYS, FL-T	A-O1, NYS, FL-T	🔗		A-NO, NYS, FL-OP	A-NO, NYS, FL-OP	C,FL-OD	C,FL-OD	C,FL-OD	
24O1	24O2	24O3			24B1	24B2		24B4	24B5	24B6
Prism Made Easy: Practical Applications Walker 🔗	My Child is Not Old Enough for Contact Lenses Guess Again Mena 🔗	Develop a Working Understanding of Digital Compensation Collins 🔗			Telehealth is Here to Stay. Really! Manso 🔗	Professional Ethics to Practice By O'Keefe 🔗		The Power of E-Commerce in Eyecare Sian	Inflationary Tactics - How Your Practice Can Thrive Even When Under Stagnant Reimbursements Wolfe	Team! Dream It! Teach It! Be It! Carlson
A-O1, NYS, FL-T	A-O1, N-O1, NYS, FL-T	A-O2, NYS, FL-T			NYS, FL-T	A-NO, N-NO, NYS, FL-OP		A-NO, NYS, FL-OP	C,FL-OD	C,FL-OD
20O1										
OptiCon General Session, A Conversation with Delilah 🔗 <i>This session is 12:30-1:30pm</i>										
A-NO, N-NO, NYS, FL-T										
25O1	25O2	25O3	25O4		25B1	25B2		25B4	25B5	25B6
How SOAP Makes Life Easier Parker 🔗	My Eyes Always Water: Dry Eye and Management Gzik 🔗	What Are All These Adjustment Tools? Bourque 🔗	Advanced Lensometry, Application of ANSI Standards Aceto 🔗		Creating Your Best Self In Spite of Fear or Challenge Gibb 🔗	MBA Methods of Leading and Managing Your Practice Walker 🔗		Think Managing Ocular Disease is a Drain on Your Practice Revenues? Think again! Wolfe	Building Your Business For Profit Binkowitz, Kling	Developing The CEO Within You Carlson
A-O1, NYS, FL-T	N-O3, NYS, FL-T	A-O2, NYS, FL-T	A-O2, NYS, FL-T		A-NO, NYS, FL-OP	A-NO, NYS, FL-OP		C,FL-OD	C,FL-OD	C,FL-OD
26O1	26O2	26O3			26B1	26B2	26B3	26B4	26B5	26B6
Advanced Optical Formulae Walker 🔗	Design and Fitting GP Lenses Gzik 🔗	Fundamentals of Accommodation and Convergence Hanlin 🔗			Opticianry & Telehealth Comprehensive Eye Exams Bourque 🔗	Introduction to Vision Therapy Pasner 🔗	Myopia Control in Eyecare Aceto 🔗	Building Sales Without Selling Binkowitz	Extreme Practice Makeover: Before & After Helmus	Hiring An Associate Optometrist Lopez
A-O3, NYS, FL-T	N-O1, NYS, FL-T	A-O2, NYS, FL-T			A-O1, NYS, FL-OP	A-O1, NYS, FL-OP	A-O1, N-O1, NYS, FL-OP	C,FL-OD	C,FL-OD	C,FL-OD

TRACK KEY

Anterior Segment	Glaucoma	Imaging Technology	Myopia
Non-Track	Optometric/Surgical Procedures	Pharmacology	Posterior Segment/Retina
Scleral Lens	Surgical/Co-Management	Systemic Disease/Diabetes	Presbyopia

ACCREDITATION IS PENDING

The “pending CE approval” courses are being submitted to the accrediting agencies for consideration of approval – if the accreditation designation is NOT listed, the course is NOT being submitted to that agency.

CLINICAL						CONTACT LENS	
7:15AM – 8:15AM	31C1			31C4	31C5		31L1
	Visual Fields, A Virtual Reality Ibach			Nutrition in Clinical Optometry Poteet, Newsome	OCT Angiography Majcher		Keratoconus 1, 2, 3 Keratoconus Management Made Simple Gelles
	C,FL-OD			C,FL-OD, O	C,FL-OD		C,FL-OD
8:30AM – 9:30AM	30C1						
	Vision Series – Presented by Topcon: Myopia Breakfast Symposium - Implementing Myopia Care into your Practice Moderator: Wadie El-Nimri Panelists: Neukirch, Gerber, Wallace-Tucker						
	FREE, NOT FOR CREDIT. OPTOMETRISTS ONLY						
9:45AM – 10:45AM	33C1	33C2	33C3	33C4	33C5		33L1
	Glaucoma Grand Rounds Schmidt, Fingeret	The Greatest Anterior Segment Disease and Medical Management of Contact Lens Complications Course Ever Periman, Bloomenstein, Karpecki, J. Schaeffer	Laser Therapy and Advanced Procedures Lighthizer	Healthy Living and Healthy Aging for Healthy Eyes Poteet, Newsome	A Multimodal Imaging Grand Rounds Majcher		Scleral Lens Basic Fitting Pal, Lee
	C,FL-OD, TPA, T		C,FL-OD, O, TPA, T	C, FL-OD	C,FL-OD	C,FL-OD, T	
11:00AM – 12:00PM			34C3				34L1
			Expand Your Practice: How To Integrate Low Vision Into Everyday Patient Care and Improve Outcomes Malkin				Scleral Lens Troubleshooting Pal, Lee
	C,FL-OD, TPA, T	C,FL-OD, O, TPA, T	C, FL-OD	C,FL-OD	C,FL-OD, T		C,FL-OD
12:15PM – 2:30PM	30C2	30C3		30C4			
	Vision Series – Presented by Novartis: Myth Busters: Dry Eye Disease Edition <i>This session is 12:15-1:15pm</i> Mattheis	Vision Series – Presented by Zeiss Meditec <i>This session is 12:15-1:15pm</i>		Injections and Minor Procedures Workshop Lighthizer <i>Limited Attendance \$186</i> <i>This session is 12:30-2:30pm</i>			
	FREE, NOT FOR CREDIT. OPTOMETRISTS ONLY	FREE, NOT FOR CREDIT. OPTOMETRISTS ONLY		C,FL-OD			
2:45PM – 4:45PM	35C1	35C2	35C3	35C4	35C5	35C6	35L1
	Innovations in Glaucoma: Next Generation Technology, Medications, and Delivery Schweitzer	Ocular Surface Disease and Dry Eye Periman, Bloomenstein, Karpecki, J. Schaeffer	Oral Pharmaceuticals in an Optometric Practice Lonsberry	Expert Advice on Surgical Management in the Optometric Practice Moderator: Devries Panelist: Johnston, Lang, Young	The Greatest Posterior Segment Disease Course Ever Ferrucci, Raffieetary, Dunbar	Rapidly Changing Landscape of Refracting Technology Ibach, Gelles	Specialty Contact Lens Workshop Pal, Lowe, Lee, Barnett <i>Limited Attendance \$186</i>
	C,FL-OD, TPA	C,FL-OD, TPA, O	C,FL-OD, TPA, O, T	C,FL-OD, TPA, T	C,FL-OD, T	C,FL-OD	C,FL-OD
5:00PM – 6:00PM	36C1	36C2	36C3				36L1
	New Ideas in Glaucoma Fingeret	Topical Management of Presbyopia now and tomorrow M. Schaeffer	Keratoconus and Crosslinking in the 21st Century Koetting				Superhuman Vision: Extended Reality to Restore and Enhance Gelles
	C,FL-OD, TPA	C,FL-OD, TPA	C,FL-OD, TPA				C,FL-OD

TRACK KEY

Anterior Segment	Glaucoma	Imaging Technology	Myopia
Non-Track	Optometric/Surgical Procedures	Pharmacology	Posterior Segment/Retina
Scleral Lens	Surgical/Co-Management	Systemic Disease/Diabetes	Presbyopia

ALLIED HEALTH	OPTICAL TECHNOLOGY						BUSINESS SOLUTIONS			
	<div>32A1</div> <div>Ophthalmic Testing – How to Perform, How to Interpret Zeitlin 👉</div> <div>A-O12, N-O2, P</div>	<div>32O1</div> <div>Optical Mythbusters Workshop Bourque 👉</div> <div>A-O1, NYS, FL-T</div>	<div>32O2</div> <div>The Effect of Small Prism on Visual Comfort Shoven 👉</div> <div>A-O1, NYS, FL-T</div>	<div>32O3</div> <div>ANSI Standards: What's New? Walker 👉</div> <div>A-O3, NYS, FL-T</div>	<div>32O4</div> <div>Compensated Powers (and Other Ophthalmic Conundrums) Hanlin 👉</div> <div>A-O2, NYS, FL-T</div>	<div>32O5</div> <div>Blue You Are My Boy Parker 👉</div> <div>A-O1, NYS, FL-T</div>	<div>32O6</div> <div>The Power of Polarized Lenses O'Keefe 👉</div> <div>A-O1, NYS, FL-T</div>		<div>32B3</div> <div>Crazy For Culture Carlson</div> <div>C,FL-OD</div>	<div>32B4</div> <div>8 Common Cash Flow Pitfalls Kling</div> <div>C,FL-OD</div>
	<div>33A1</div> <div>Clinical Ocular Concepts for Allied Health Professionals Young 👉</div> <div>P</div>	<div>33O1</div> <div>The Opticians Guide to Understanding Genetic Eye Diseases Phillips 👉</div> <div>A-O2, N-O2, NYS, FL-T</div>	<div>33O2</div> <div>Diagnostic Testing: What Opticians and Technicians Need to Know to Get the Best Results Zeitlin 👉</div> <div>A-O2, N-O2, NYS, FL-T</div>	<div>33O3</div> <div>Compression Mounting Adjustments, Repairs, Assembly Aceto 👉</div> <div>A-O2, N-O2, NYS, FL-T</div>	<div>33O4</div> <div>Ophthalmic Lens Properties: Who Knew? O'Keefe 👉</div> <div>NYS, FL-T</div>		<div>33B1</div> <div>Optical Talk for Techs and Team Members Gibb 👉</div> <div>A-NO, NYS, FL-OP</div>	<div>33B2</div> <div>How to Hire from Within Your Practice Shoven 👉</div> <div>A-NO, NYS, FL-OP</div>	<div>33B3</div> <div>What Gets Measured Gets Managed: Understanding the Key Financial Metrics of Your Optometry Practice Cmejla</div> <div>C,FL-OD</div>	<div>33B4</div> <div>Why a Healthy Business Beats a Smart Business McElroy</div> <div>C,FL-OD</div>
		<div>30O1</div> <div>ABO-NCLE Patient Choice Awards 👉 <i>This session is 12:30-1:30pm</i> A-NO, N-NO, NYS, FL-T</div>								
	<div>35A1</div> <div>Associations Between Systemic Disease, Systemic Medications and Eye Pathology Zeitlin 👉</div> <div>A-O2, P</div>		<div>35O2</div> <div>Specialty Soft and Hybrid Contact Lenses Phillips 👉</div> <div>N-O3, NYS, FL-T</div>	<div>35O3</div> <div>Establishing a Solid Foundation: RGP Designs and Fitting Bruce 👉</div> <div>N-O2, NYS, FL-T</div>	<div>35O4</div> <div>Fitting Beyond the Limbus Buckner 👉</div> <div>N-O3, NYS, FL-T</div>		<div>35B1</div> <div>The Fourteen Service Behaviors Every Practice Needs Gibb 👉</div> <div>A-NO, NYS, FL-OP</div>		<div>35B3</div> <div>The CEO Guide to a Practice that has Grown 9X Steele</div> <div>C,FL-OD</div>	<div>35B4</div> <div>Practice Purchase 101: Everything You Need to Know to Purchase your First (Next) Practice Kling</div> <div>C,FL-OD</div>
	<div>36A1</div> <div>Improving Patient Communication to Achieve Understanding Parker 👉</div> <div>A-O1, P</div>		<div>36O2</div> <div>Contact Lens Care and Compliance Rivera 👉</div> <div>N-O2, NYS, FL-T</div>	<div>36O3</div> <div>Two Eyes and One Brain, What Could Possibly Go Wrong? Shoven 👉</div> <div>A-O2, NYS, FL-T</div>	<div>36O4</div> <div>Why Contacts? Bruce 👉</div> <div>N-O1, NYS, FL-T</div>		<div>36B1</div> <div>Risky Business - Dare To Be Different in The Optical Keating 👉</div> <div>A-NO, NYS, FL-OP</div>	<div>36B2</div> <div>Frame Board Management, Parting is Such Sweet Sorrow O'Keefe 👉</div> <div>A-NO, NYS, FL-OP</div>	<div>36B3</div> <div>3.5 Best Tools of a Leader McElroy</div> <div>C,FL-OD</div>	<div>36B4</div> <div>The Lean Machine: A Systematic Approach to an Efficient and Cost Effective Practice Neufeld</div> <div>C,FL-OD</div>

ABOUT ACCREDITATION

The accreditation designations serve as a guide to assist you with course selections. The courses listed are "pending CE approval." Please refer to VEW2022.com/Policies for current CE approvals. You can change a course selection after you register by calling Client Services at 1.800.811.7151.

Vision Expo is not responsible for courses that do not receive accreditation. Do not assume that the courses you register for will be approved. You will not receive credit if you are late to a course. Course approval information will also be available onsite in the Education Office.

CLINICAL				CONTACT LENS
7:15AM – 8:15AM				
8:30AM – 9:30AM	<div>42C1</div> <div>Practical Approach to Uveitis Management Quint</div> <div>C,FL-OD, TPA, O</div>	<div>42C2</div> <div>Pregnancy and the Eye: What to Do When Caring For Two Koetting</div> <div>C, FL-OD</div>		<div>42L1</div> <div>Corneal Diagnostics A-Z Gelles</div> <div>C,FL-OD</div>
9:45AM – 10:45AM	<div>43C1</div> <div>Ocular Emergencies Quint, M. Schaeffer</div> <div>C, FL-OD, TPA, O</div>	<div>43C2</div> <div>Nuts and Bolts of Dry Eye Technology Koetting</div> <div>C,FL-OD, TPA</div>	<div>43C3</div> <div>Periocular Malignancies Gurwood, Myers</div> <div>C, FL-OD, T</div>	<div>43L1</div> <div>Innovations in Multi-focal Contact Lenses Barnett, Davison</div> <div>C,FL-OD</div>
11:00AM – 12:00PM				
1:45 PM – 3:45 PM	<div>45C1</div> <div>Management of Ocular Pain: Considerations when Prescribing Opiates Gurwood, Myers</div> <div>C,FL-OD, O, TPA, T</div>	<div>45C2</div> <div>Exploring the Autoimmune Diseases: A Systemic Approach Lonsberry</div> <div>C,FL-OD, TPA, O, T</div>		

Anterior Segment	Glaucoma	Imaging Technology	Myopia
Non-Track	Optometric/Surgical Procedures	Pharmacology	Posterior Segment/Retina
Scleral Lens	Surgical/Co-Management	Systemic Disease/Diabetes	Presbyopia

OPTICAL TECHNOLOGY			BUSINESS SOLUTIONS		
<div>41O1</div> <div>Finding Our Passion and Purpose as a Contact Lens Fitting Professional While Changing Patients Lives Rivera</div> <div>N-O2, NYS, FL-T</div>	<div>41O2</div> <div>Sports & Eyewear Safety for Your Pediatric Patients Bruce</div> <div>A-O2, NYS, FL-T</div>	<div>41O3</div> <div>Understanding Glaucoma: Making the Pieces of the Puzzle Fit Dunbar</div> <div>NYS, FL-T</div>	<div>41B1</div> <div>Scotomas of Practice Profitability Parker</div> <div>A-O1, NYS, FL-OP</div>		<div>41B3</div> <div>Meet Your ROI Dream: Your New "Presbyopia Management Clinic" Nanasy</div> <div>C,FL-OD</div>
<div>42O1</div> <div>Understanding Keratometry and Slit Lamp Biomicroscopy Rivera</div> <div>N-O1, NYS, FL-T</div>	<div>42O2</div> <div>Ocular Complications Associated with Contact Lens Wear Keating</div> <div>N-O2, NYS, FL-T</div>		<div>42B1</div> <div>It's Not All About You! Brush</div> <div>A-NO, NYS, FL-OP</div>	<div>42B2</div> <div>Avoiding Meeting Meltdown O'Keefe</div> <div>A-NO, NYS, FL-OP</div>	<div>42B3</div> <div>Roadmap to Sport Team Partnerships - No Equipment Required! Nanasy</div> <div>C,FL-OD</div>
<div>43O1</div> <div>Fundamentals of Soft Contact Lens Fitting Rivera</div> <div>N-O1, NYS, FL-T</div>	<div>43O2</div> <div>Niches Keating</div> <div>N-O3, NYS, FL-T</div>	<div>43O3</div> <div>Advancements in Photochromics Technology: Solutions for Today's World O'Keefe</div> <div>A, NYS, FL-T</div>	<div>43B1</div> <div>Return Rate Rescue Brush</div> <div>A-O1, NYS, FL-OP</div>		<div>43B3</div> <div>Creating Long Term Private Practice Success Through Real Estate Neufeld</div> <div>C,FL-OD</div>
<div>44O1</div> <div>Make Life Easier with Tints Keating</div> <div>A-O1, NYS, FL-T</div>	<div>44O2</div> <div>Blue Light Hanlin</div> <div>A-O2, NYS, FL-T</div>		<div>44B1</div> <div>When Life Gives You Lemons Brush</div> <div>A-O1, NYS, FL-OP</div>		<div>44B3</div> <div>Efficiently Planning for Practice Succession Cmejla</div> <div>C,FL-OD</div>
<div>45O1</div> <div>Basic Frame Repair Workshop Neff</div> <div>A-O1, NYS, FL-T</div>	<div>45O2</div> <div>Ocular Dissection Sollecito, Underwood</div> <div>N-O2, NYS, FL-T</div>	<div>45O3</div> <div>Comprehensive Hands on Soft Contact Lens Fitting Workshop Gzik</div> <div>N-O1, NYS, FL-T</div>	<div>45B1</div> <div>Seeing Through Your Patient's Eyes Bourque</div> <div>A-O1, NYS, FL-OP</div>		<div>45B3</div> <div>Profit First: Eradicating Business Poverty Kling</div> <div>C,FL-OD</div>

EDUCATION REGISTRATION

- Course handouts will be available online prior to the Education Program. They will not be available onsite. After you register for your courses, you will be able to print your own course handouts and bring them to the Education Program. Course handouts will also be available online for one month after the program and on the Vision Expo Mobile App.
- In an effort to improve the Education registration process, badges will not be mailed. Please bring your confirmation letter with barcode onsite to Registration to have your badge and course itinerary printed when you arrive at the conference. This will ensure that you have the most up-to-date course information on your badge barcode and course itinerary, including room numbers.
- Your badge barcode will have all of your registered courses embedded in it, which is required for course entry. If you make any course changes onsite after you have already printed your badge, you will need to get a new badge printed so that your current courses are embedded in your updated badge barcode.
- After the Education Program, you will receive a letter via e-mail verifying your course attendance. Please submit this letter to your state board/national accreditation agency for license renewal. If you did not supply an e-mail address when you registered, please update your registration record by calling Client Services at 1.800.811.7151.



DIISCOVER XIIDRA

Check it out at
Xiidra-ECP.com



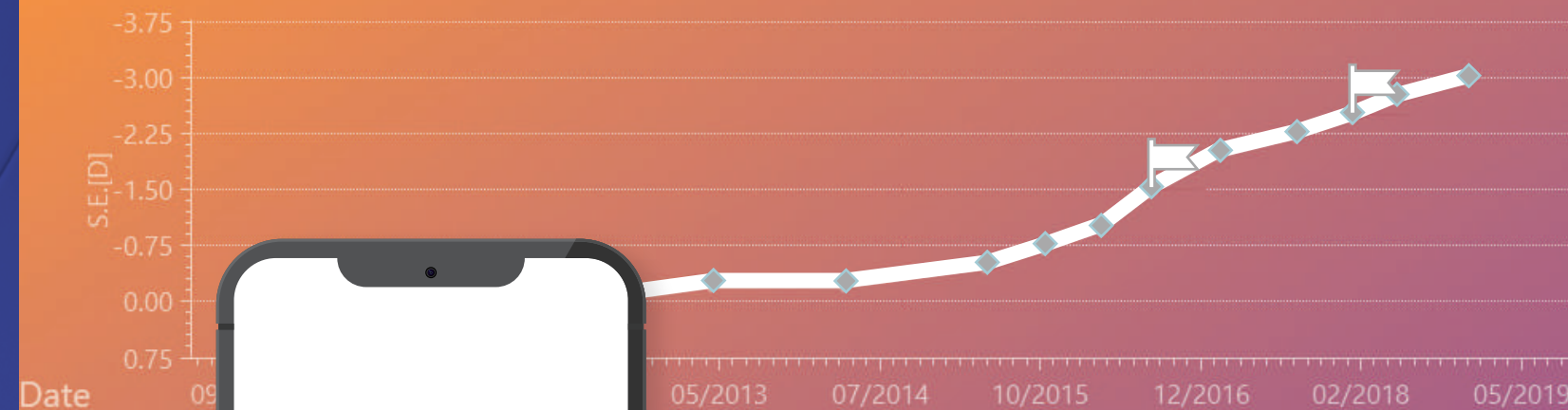
Novartis Pharmaceuticals Corporation
East Hanover, New Jersey 07936-1080

©2019 Novartis

11/19

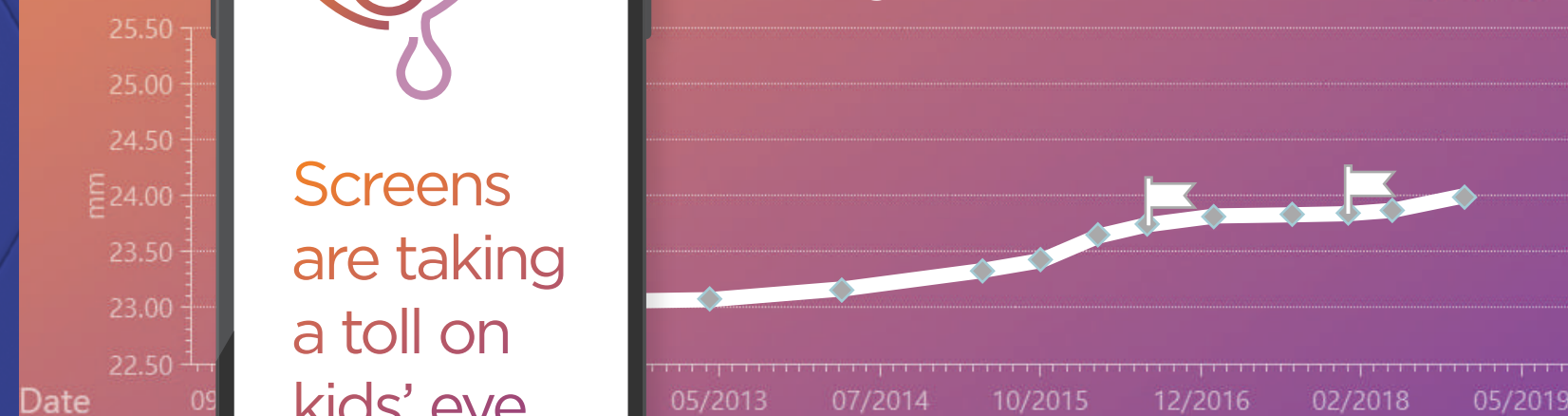
XIA-1383878

Refractive Error



Screens
are taking
a toll on
kids' eye
health.

Axial Length



MYAH

Optical Biometer + Corneal Topographer

Build your pediatric myopia practice with
MYAH - the easy, affordable way to measure
axial length and monitor changes over time.



SEE MORE: topconhealthcare.com/MYAH

TOPCON Healthcare
SEEING EYE HEALTH DIFFERENTLY

©2022 Topcon Healthcare | topconhealthcare.com

MCA#:4794



Visit booth
#F10065 for live
demos and show
specials!

Efficiency without compromise

A powerhouse of equipment in a small footprint

Visionix integrated devices combine multiple test functionalities in a small package—providing all necessary data for a comprehensive screening in a small footprint. The compact Eye Refract and VX650 can be placed on a single tabletop or separately in a five square feet pre-test room. The optional table's ergonomic design allows a wheelchair to fit comfortably, an excellent benefit for practitioners who see patients with special needs. Now you can add OCT to this compact and efficient set-up with the Optovue iScan software assisted OCT.

Automated anterior and posterior screening

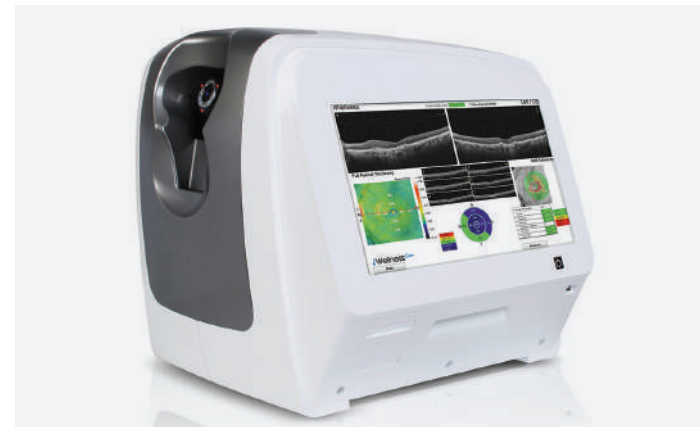
VX650 offers anterior and posterior segment screening in a single device with the touch of a button. Technologies include Shack-Hartmann wavefront aberrometry, Scheimpflug imaging, Placido Ring topography, retro-illumination, anterior chamber analysis, pachymetry, non-contact tonometry, anterior and posterior corneal tomography, and 45-degree retinal imaging.

Computer-assisted binocular refraction

The 2nd generation Eye Refract™ utilizes a unique and innovative technology which performs an automatic binocular refraction powered by computer-generated algorithms. With over 5.5 million refractions to date and accuracy backed by published ARVO studies, it is a device you can confidently rely on.

The OCT that practically runs itself

iScan80 OCT offers all of the scans available on a traditional OCT with the added benefit of simplified operation. Scan acquisition is as easy as positioning the patient with the assistance of iScan80's Pupil Alignment Technology, choosing the scan and pushing start. iScan80 performs all of the focus and alignment operations while talking the patient through the entire exam.



Book a demo:
visionix.com/visionexpo



The next level of iCare



iCare EIDON

Eidon Ultra-Widefield: 200 degrees of imaging

iCare's unique combination of sharpness and TrueColor offers now an even wider view of the retina. From 120° with a single shot, up to 200°, helps detect subtle signs of pathologies in the periphery using a mosaic function.*

- + Rich in details from center to periphery
- + Imaging through media opacities

* Ultra-Widefield imaging is available with the optional EIDON UWF Module.



iCare IC200 200 degrees of tonometry

- + Supine, reclined & seated positions
- + No corneal disruptions

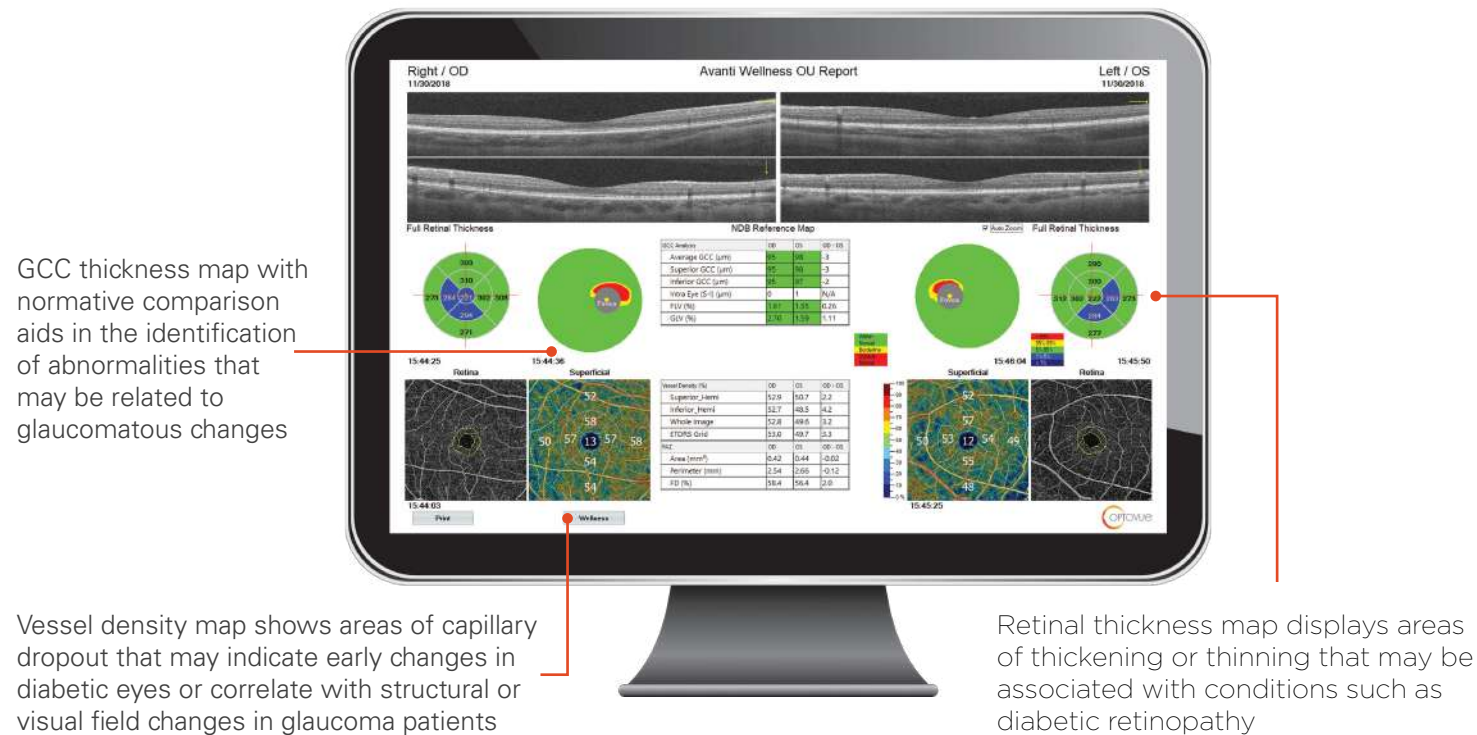
- + Suitable for every patient
- + Single use probes to exceed infection control guidelines



For more information, scan,
call 888.422.7313, or email
infoUSA@icare-world.com
www.icare-world.com/USA

For better perception **icare**

COMPASS, DRS, DRSplus, EIDON, EIDON AF, EIDON FA, MAIA are devices manufactured by Centervue SpA. IC200, IC100, HOME, TA01i are devices manufactured by iCare. iCare is a registered trademark of ICARE FINLAND OY. CENTERVUE S.P.A., ICARE USA INC. and ICARE FINLAND OY are parts of REVENIO GROUP and represent the brand iCare.



GCC thickness map with normative comparison aids in the identification of abnormalities that may be related to glaucomatous changes

Vessel density map shows areas of capillary dropout that may indicate early changes in diabetic eyes or correlate with structural or visual field changes in glaucoma patients

Retinal thickness map displays areas of thickening or thinning that may be associated with conditions such as diabetic retinopathy

Introducing AngioWellness

Take wellness to the next level

The new AngioWellness scan enables comprehensive assessment of your diabetic patients and glaucoma suspects by combining structural information on retinal and ganglion cell thickness with objective metrics on retinal vasculature. Utilize Faz Analytics to uncover early indicators of diabetic changes.

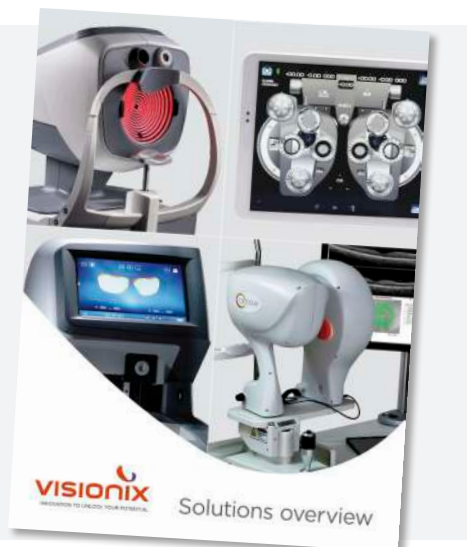
Take patient care to the next level

If you're looking for ways to promote better monitoring of patient eye health and differentiate your practice, look into the AngioWellness scan. In just seconds, this all-in-one report streamlines your exam process by quickly confirming normal—or helping you more efficiently diagnose pathology.

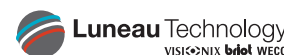
Did you know Optovue is now a Visionix product?

Visionix, formerly Luneau Technology and Optovue, is the global manufacturer and exclusive sales, service and training provider for Optovue OCT, Visionix screening and refraction systems, as well as Briot and Weco lens finishing equipment in North America. With over 100 years of innovation, an expanded product line, as well as a new level of support, clinical education, and practice integration, we are well-positioned to help you unlock your potential.

Visit booth #F10065 for live demos and show specials!



Formerly



Book a demo:
visionix.com/us/visionexpo

FULLY-FEATURED OCT WITH ONE TOUCH ACQUISITION

The Fast, Affordable and Automated OCT + Fundus Camera

Maestro2

SAVE THE DATE
OCT WORKSHOP AT VEW 2022
Thursday, September 15 | 12:30-2:30pm

©2022 Topcon Healthcare | topconhealthcare.com/maestro2
MCA #4795



TOPCON Healthcare
SEEING EYE HEALTH DIFFERENTLY

Experience Visionix, Optovue and Briot

Visionix, formerly Luneau Technology and Optovue, is the global manufacturer and exclusive sales, service and training provider for Optovue OCT, Visionix screening and refraction systems, as well as Briot and Weco lens finishing equipment in North America. With over 100 years of innovation, an expanded product line, as well as a new level of support, clinical education, and practice integration, we are well-positioned to help you unlock your potential.

Visit booth #F10065 for live demos and show specials!



Formerly



Book a demo:
visionix.com/us/visionexpo



optomap[®] Improves Efficiency

The **ONLY** single-capture ultra-widefield retinal image, **optomap** improves practice flow and supports patient engagement.



Decrease patient visit time 33%¹

66%
MORE

Find 66% more pathology²



See 7% more patients³

Learn what's new from Optos
at Vision Expo West '22

1. Successful interventions to improve efficiency and reduce patient visit duration in a retina practice; Retina, 2021. 2. Comparison of image-assisted versus traditional fundus examination; Eye and Brain, 2013. 3. The Impact of Ultra-widefield Retinal Imaging on Practice Efficiency; US Ophthalmic Review, 2017.

