

Idaho Optometric Physicians

2011 Congress

August 25 - 27, 2011

Sun Valley Resort
Sun Valley, Idaho

Congress Speakers

Jeffrey Anshel, OD, FAAO
Anthony Litwak, OD, FAAO
Lorne Yudcovitch, OD, FAAO



2011

**** Summer in
Sun Valley**

**** Fun for the
whole family!**

**** Thursday
Awards Banquet**

**** Exhibits
Friday Only**

Saturday

**CE Breakfast
Sponsored by Konan
Medical &
Komatsu
Ophthalmics**



Doctor Registration Package

OVER 75 YEARS OF COMBINED EYE CARE EXPERIENCE ...



Our Idaho Falls location ...



Our NEWEST Rexburg location ...



Our Pocatello location ...



IDAHO EYE
C E N T E R

SOUTHEAST IDAHO'S PREMIER EYE CARE SPECIALISTS



With over 75 years of combined eye care experience ... You can rely on the quality of the professionals at Idaho Eye Center.

As well as state-of-the-art facilities and remarkable patient care, we offer the following services:

- Small incision, no needle, no-stitch cataract surgery (*clear cornea*)
- Advanced Intraocular Lens Implant Technology for correction of vision problems for both cataract and refractive patients allows clear vision at near, intermediate and far distances without glasses in all lighting conditions.
- Allegretto Wave Eye Q Excimer Laser in conjunction with the Intralase FS Laser for a 100% Blade-Free LASIK treatment
- Oculo-plastic surgery
- Fully accredited ambulatory surgical centers
- Treatment of diabetic eye conditions
- Diagnosis and treatment of glaucoma — including SLT laser treatments
- Full clinical and surgical treatments of all retina related eye conditions.

We proudly serve ALL Southeast Idaho!



IDAHO EYE
C E N T E R

(800) 233-9336

Back row, left to right: Richard P. Cannon, M.D.,
Kenneth W. Turley, M.D., Shane Wynn, O.D.,
Front Row, left to right: James R. Davis, O.D.,
Eric Romriell, D.O., and Bradley P. Gardner, M.D.



*Accredited by the
ACCREDITATION ASSOCIATION
for AMBULATORY HEALTH CARE, INC.*

(800) 233-9336 • www.idahoeyecenter.com
Idaho Falls • Rexburg • Pocatello

.... The Idaho Optometric Physicians

2011 Congress

Here are your registration materials for the Idaho Optometric Physician's Annual Congress, to be held at the beautiful Sun Valley Resort this summer. I am hoping the dates for this year's Congress work well for everyone. In the past, our annual Congress has been held later in the year, but this has caused problems with weather, and conflicts with other important events such as Halloween, other Optometric events, and hunting season. It is quite impossible to find a date that suits everyone's busy schedule, but we were able to get "off-season" rates for lodging, even though the dates fall within the prime tourist season in Sun Valley, so I hope you can all plan to attend.

Our Congress this year features three incredible lecturers for the Doctor's program. Tony Litwak is a long-time personal friend who presents amazing lectures. His credits, publications, and achievements are too numerous to list here, but I can assure you, I have attended many notable conferences and seen many lectures, and he is one of the best, not to be missed. Jeff Anshel is the President of the Ocular Nutrition Society, and has numerous other accolades. More and more, our patients ask about nutritional supplements for various ocular maladies, and Jeff is an expert in this area. He will provide up-to-date information regarding this and other popular topics. Lorne Yudcovitch is an Associate Professor at Pacific University College of Optometry, and among his numerous list of achievements, the one that stands out most to me is the "Didactic Faculty Member of the Year Award" for three years in a row, as voted on by the students. This tells me he is a well-received and entertaining lecturer. He will be speaking on many topics, and will also present our first 3-D lecture at the IOP Congress.

The Idaho Optometric Physicians Paraoptometric Section (IOPPS) continues to show strong membership, building on their hard work of the past three years of inclusion into the IOP association. They also have an impressive lecture schedule including two notable speakers; Dr Shane Kannarr and Mrs Diane Drake, both noted national lecturers. As always, the Paraoptometric Board plans to mix business with pleasure, and have prizes, snacks, and giveaways at various events throughout the Congress...never a dull moment with that group!

We will also have an extensive exhibit hall, with food and beverage sponsored by the Dr Brad Gardner MD, of the Idaho Eye Center in Idaho Falls, a long-standing Optometric friend, sponsor, and supporter. Dr Bob Ford, MD of Pacific Cataract and Laser Institute (PCLI) has once again generously offered to sponsor our Presidential Banquet and Awards Ceremony, an annual highlight of the Congress...make sure to take time to greet and thank each of these generous sponsors at the meeting, as well as visit all of our exhibitors. They are critical to the success of our Congress and our Association.

Finally, as always we will have our annual membership meeting, where we resolve IOP Association business issues, vote on amendments to our Constitution and Bylaws, discuss the state of our budget, and swear in our new officers. Many issues pertaining to healthcare reform in the state of Idaho will be discussed. Perhaps now, more than ever in our profession's history, it is important to be involved in the events shaping healthcare on a state and national level. Your Board continues to work very hard to represent you and your practice in this arena, so please be sure to attend this members-only event.

Well, as you can see, we are packing a lot into a three day event, but it should be dynamic, educational, and enjoyable for all...hope to see you there!

J. Rick Davis, OD
IOP President

5 Great Reasons to Own a Konan Specular Microscope

Konan Customers Report Better Diagnostics for CL Problems & Higher Conversion to High DK Lenses

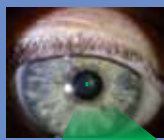


Testimonials - our customers say it better than we can: <https://GOO.GL/fbtwS>


1



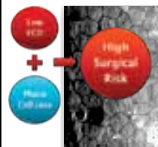
Konan Customers Continue to See Surprising New Corneal Disease



2



Surgical / Cataract Patients Are Expecting Superior Results



3

Find Low Cell Density / Compromised Corneas Before an Unhappy Outcome

CellScreen™, In-Office Training, Web-Enabled Advanced Clinical Resources, and Serious Tools for Clinical Trials Only from Konan



4

Specular Microscopy Enjoys One of the Highest Reimbursement Rates of Any Ophthalmic Diagnostic Procedure

Visit konan-usa.com at <http://GOO.GL/in49B> to find the current reimbursement and the ROI for your practice

5



KONAN MEDICAL

15 Marconi, Suite A, Irvine, CA 92618 USA | T: +1 (949) 521-7730 | E: sales@konan-usa.com | www.konan-usa.com

Konan exclusively represented by:



T: 801-553-2575
E: JKomatsu@KomatsuOphthalmics.com
www.KomatsuOphthalmics.com

Vision is our business

Enjoy a CE Breakfast Saturday morning with Charles Wm. Stewart, OD and Jun Komatsu. Dr. Stewart will provide a clear "how-to" on implementing specular microscopy in your practice for both improved diagnostics and profit ... and show the first public "sneak preview" of one of the most innovative ophthalmic testing devices of this decade. Please be sure to check the box on the Registration Form to secure your spot at the breakfast table! To avoid the distracting noise of service, be in the Continental Room and seated by 7:00am sharp.

Education and Activity Program

Thursday, August 25th

7:30am - Continental Breakfast

8:00am - 12:00pm Anthony Litwak, OD FAAO Residency and Student Program Director, Baltimore Veterans Administration Medical Center. Attending Doctor, Loch Raven Veterans Administration Outpatient Clinic. Adjunct Clinical Professor, Pennsylvania College of Optometry, State University of New York, Pacific University College of Optometry, and New England College of Optometry. Founding Member of the Optometric Glaucoma Society and National Glaucoma Society, Editorial Board - Optometric Glaucoma Society E-Journal, Program Director, Ocular Therapeutics in Cancun. National and international lecturer on ocular disease. Author of the glaucoma textbook, *The Glaucoma Handbook*. Past Editor-in-Chief, *Clinical Eye and Vision Care*.

8 - 10 Current Concepts of Glaucoma

The course provides the clinician with the latest advances and technologies in glaucoma diagnosis, management and treatment. Topics will include when to initiate glaucoma treatment, how to quantify glaucoma damage, how to set target pressures, and how to judge glaucoma progression. These examples will be used to demonstrate state of the art glaucoma management.

10 - 12 Neuro Ocular Grand Rounds

This course reviews the clinical features in the differential diagnosis of a patient who presents with swelling of the optic nerve head. Case studies will include AION, optic neuritis, papilledema, pseudotumor cerebri and infiltrative optic neuropathies. Management and treatment protocols will be emphasized.

1:00pm - 3:00 pm Jeffrey Anshel, OD FAAO Dr. Jeffrey Anshel is a 1975 graduate from the Illinois College of Optometry. He has written numerous articles regarding nutritional influences on vision, stress factors that affect visual performance and computer vision concerns. Dr. Anshel has published several books related to vision in the workplace as well as consumer-friendly reference books.

Dr. Anshel is the principal of Corporate Vision Consulting, where he addresses the issues surrounding visual demands while working with computers. He offers on-site consultations and seminars to eyecare professionals and corporations related to visual stress in the workplace. Dr. Anshel is also the current president and founder of the Ocular Nutrition Society. He lectures extensively on nutrition and vision issues. Dr. Anshel is a Fellow of the American Academy of Optometry and he currently maintains a full service practice in Carlsbad, California..

1 - 3 Computer Vision Syndrome: Diagnosis and Treatment

More than 175 million Americans are regular computer users. More patients are coming into eyecare offices with complaints related to computer use. Computer vision syndrome is the most common complaint of computer users and eyecare practitioners are often the first stop for these patients. It is critical that the practitioner be aware of how to test the patient, as well as the causes and resolutions for this condition.

3 - 5 (Dr. Litwak) The Latest and Greatest in Retina

This course reviews the epidemiology, clinical classification, ophthalmoscopic and fluorescein appearance and treatment options for macular degeneration. Classification and treatment protocol based on AREDS will be discussed. New treatment strategies including PDT, macugen lucentis and avastin will be reviewed.

Free Time

6:30pm - 7:30pm President's Reception

7:30pm - 9:00pm 2011 Awards Banquet, Sponsored by PCLI

A menu of meal choices will be sent with your registration confirmation and must be returned 1 week before the Awards Banquet to confirm dining for your self and companion.

Friday, August 26th

8:00am - 9:45am Idaho Optometric Physicians Annual Membership Meeting This time is set aside for conducting the annual business of the association. Attendance is limited to IOP members in good standing. President Davis will chair this meeting. 2012 officers and directors elected to office will be installed at this meeting

10 - 12 (Dr. Anshel) Smart Medicine for Your Eyes

Scientific evidence has shown that food choices and certain supplements can improve health and lessen symptoms of eye disease. As a result, many Americans are self-prescribing and spending over \$20 billion annually on herbal and dietary supplements. It is important that eyecare providers receive timely, evidence-based information in order to address the risks and benefits of supplements to their patients. In this dynamic partnership with patients, providers also need information about regulatory issues, dosing and product potency.

1 - 2 A Nutritional Approach to Treating Dry Eyes

While most eyecare professionals are aware of the prevalence of dry eye syndrome (DES), many new concepts and products are rapidly becoming available. As the science of DES treatment progresses, it is important for the practitioner to stay abreast of the latest research. This course will review the advances of DES treatment and explore in-depth the true foundation for nutritional treatment of this condition.

2 - 3 The Role of Nutrition In the Primary Care Practice

Incorporating nutritional products into a primary care environment is a challenging task. Using an integrative approach with pharmaceutical and nutritional remedies is becoming a popular concept in the eyecare field. This course will show the practitioner how to read labels, evaluate the latest scientific information behind nutritional products and how to make intelligent decisions on which products meet your standard of care.

3:00pm Trade Show Opens.

The 2011 Idaho Optometric Association Trade Show opens at 3:00pm. The annual Welcoming Reception will begin at 5:30pm and continue throughout the evening. Your host for this event is the Idaho Eye Center of Idaho Falls. Take this time to visit the exhibitors and thank your reception host at the Idaho Eye Center Display.

**5:30pm - 8:00pm 2011 All-Congress Welcoming Reception in the Exhibit Hall
Sponsored by Idaho Eye Center!**

Saturday, August 27th

7:00am - 8:00am Konan Medical & Komatsu Ophthalmics CE Breakfast This year we are privileged to have Dr. Charles W. Stewart representing Konan Medical and Jun Komatsu of Komatsu Ophthalmics providing a sit-down breakfast CE course. Dr. Stewart will be providing a practical “nuts & bolts” primer for spectral microscopy in your office and unveiling a new technology that promises to revolutionize one of the most complex portions of the comprehensive eye exam. We must have an accurate count for the catering department so please make sure you check the box by “Saturday Morning CE Breakfast” on the Registration Form to be included.

8:00am - 4:00pm Lorne Yudcovitch, OD FAAO Dr. Lorne Yudcovitch is an Associate Professor at Pacific University College of Optometry, and served for several years as past Clinic Director of the College's Northeast and Southeast Eye Centers, as well as Staff Optometrist in Corneal Services at the Casey Eye Institute, Oregon Health Sciences University. Dr. Yudcovitch instructs in Ocular Disease, Therapeutics, and Patient Care courses, as well as several clinic areas, and has received the Didactic Faculty of the Year award three years in a row from his students. He has served for several years as Consultant Item Writer for the National Board of Examiners in Optometry. Dr. Yudcovitch has practiced privately in Canada and the United States, lectured nationally and internationally, and has volunteered on several humanitarian eyecare missions and Special Olympics events. He is also co-owner and operator of a private optometric practice in Wilsonville, Oregon.

8 - 9 The Use of Drugs in Addressing Ocular Pain and Discomfort

Pain is a symptom that accompanies many eye diseases. This course aims to discuss the various drugs used in managing pain, their mechanisms of action, and clinical application to specific eye diseases.

9 - 10 Ten Key Oral medications in Eyecare

Several ocular conditions may require the prescribing of oral medications for appropriate management. This case-based course reviews ten oral medications that provide important treatment of various eye conditions.

10 - 11 Uveitis: Treatment Basics

This course serves to familiarize and reinforce the clinical findings and categories of uveitis, and current treatment strategies. Emphasis will be placed on pharmaceutical management and clinical pearls.

11:30am - 1:00pm Lunch Break (on your own)

1 - 3 3-D Optic Nerve Grand Rounds

Along with recognizing glaucomatous disc changes, the optometrist is often faced with differentiating various optic nerve anomalies and diseases. Stereoscopic viewing of the optic nerve is valuable for both diagnosis and management. This course serves to present several optic nerve cases in a grand rounds format, utilizing three-dimensional technology.

3 - 4 Viral Keratitis: Management Fundamentals

Viral corneal infections are not uncommon in the clinical setting. This course reviews the main viruses of interest, clinical signs, and topical and oral medication management..

4:30pm Congress Adjourns

SPECIAL THANKS TO OUR “EARLY BIRD” SPONSORS



Doctor Registration

Idaho Optometric Physicians 2010 Congress - Aug. 25-27, 2011 - Sun Valley, Idaho

Name _____ Badge Name _____

Office Address _____
Street City St Zip

Office Phone _____ E-Mail Address _____ Spouse Name _____
(for confirmation)

AOA Member Registration - Registering by July 15th

AOA Dues Current \$375.00

AOA Dues 75% Current \$425.00

AOA Member Registration - After July 15th

AOA Dues Current \$400.00

AOA Dues 75% Current \$450.00

Registration for Non-AOA Member Doctors \$580.00

Registration for Non-AOA Member Doctors - After July 15th \$605.00

Registration for Companion (All Social Events) \$ 75.00

Guest Exhibit Hall Reception and Lunch Pass \$ 50.00

Para Registration Credit (\$45.00 per Registration, IOP only) \$ _____

TOTAL REGISTRATION FEE \$ _____

Registration Information

Registration is not accepted by phone. Registration includes: All Education Programs; Coffee Breaks; Welcoming Reception; Scheduled Food Events and Exhibit Hall Admission.

☐ **Payment by Visa or Mastercard:**

Cardholder _____

Billing Address (same as office) _____
Zip

Card Number _____ Sec. Code _____ Exp. Date _____

Signature _____

☐ **Payment by Check**

☐ **Saturday Morning CE Breakfast**

Cancellation Policy

Requests for full refund of registration and special event fees will be granted if written notification is received no later than July 1st. After July 1st, all but \$40 will be refunded. All refund checks will be issued after the Congress.

Questions? Call Lisa White 208-890-3556

Mail Registration and Payment to:

IDAHO OPTOMETRIC PHYSICIANS, 3313 W Cherry Lane, Meridian, ID 83642

Hotel Accommodations

Accommodations registration is to be conducted directly with the Sun Valley Company - Sun Valley, ID. The nightly rate for Congress attendees ranges from \$139-189.00. The IOP room block will be held until July 10th. The Sun Valley Guest Reservation line is (800) 786-8259. We suggest that you make your reservation early to guarantee space availability.



Committed *to* Serving Optometry

*We count it a privilege to be invited
to participate in the care of your patients.*

PACIFIC CATARACT AND LASER INSTITUTE

W O R L D C L A S S C A R E

WWW.PCLI.COM