

College of Optometrists
in Vision Development



2018
Annual Meeting

Schedule

Join the COVD Family

Need-to-Know

Meeting & App Handouts

CE & OE Tracker App

First-Time Attendee Guide

Pre-Meeting Courses

General Education

Vision Therapist Guide 


Student/Resident Guide 


Exhibit Hall


Connect & Explore


See You Next Year!


Bellevue
WASHINGTON


 **COPE Qualified**
Coming Soon!

 **By Invitation Only**

 **Vision Therapist Events**

 **Ticketed Events**
(Included with all registrations except Student/Resident/Guest)




 **Celebrate with us!**

 **Student/Resident Events**


Monday April 9

4:00 PM	8:00 PM	Attendee Registration and Tech Table Open
---------	---------	---

Tuesday April 10

7:00 AM	5:00 PM	Attendee Registration and Tech Table Open
7:00 AM	8:00 AM	Pre-Meeting Course Attendee Continental Breakfast
8:00 AM	5:00 PM	2 Day Pre-Meeting Courses
10:00 AM	10:30 AM	Break
12:00 PM	1:30 PM	Lunch on Own
3:00 PM	3:30 PM	Break
7:00 PM	8:00 PM	 Hospitality Suite Therapists Hour 
8:00 PM	10:00 PM	Hospitality Suite 

Wednesday April 11

7:00 AM	8:30 PM	Attendee Registration and Tech Table Open
7:00 AM	8:00 AM	Pre-Meeting Course Attendee Continental Breakfast
8:00 AM	5:00 PM	2 Day Pre-Meeting Courses
10:00 AM	10:30 AM	Course Break
12:00 PM	1:30 PM	Lunch on Own
3:00 PM	3:30 PM	Course Break
3:00 PM	5:00 PM	Assorted Committee Meetings
4:00 PM	7:00 PM	Exhibit Hall Opening Reception 
7:00 PM	8:30 PM	GENERAL SESSION 2018 VDR Symposium with Dr. Leonard Press and Dean Riddle, Sports Scientist for the Seattle Seahawks
8:30 PM	10:00 PM	Hospitality Suite 
		Exhibit Hall Open 4:00 PM - 8:00 PM

Thursday April 12

6:30 AM	4:00 PM	Attendee Registration and Tech Table Open		
7:00 AM	8:00 AM	Past Presidents Breakfast 		
7:00 AM	8:00 AM	Attendee Continental Breakfast in Exhibit Hall		
7:00 AM	8:00 AM	Assorted Committee Meetings		
8:00 AM	9:40 AM	<table border="1"> <tr> <td> GENERAL SESSION Infantile Esotropia with Dr. Curtis Baxstrom</td> <td> PRACTICE MANAGEMENT EDUCATION Billing and Coding with Dr. Harvey Richman</td> </tr> </table>	 GENERAL SESSION Infantile Esotropia with Dr. Curtis Baxstrom	 PRACTICE MANAGEMENT EDUCATION Billing and Coding with Dr. Harvey Richman
 GENERAL SESSION Infantile Esotropia with Dr. Curtis Baxstrom	 PRACTICE MANAGEMENT EDUCATION Billing and Coding with Dr. Harvey Richman			
9:40 AM	10:40 AM	Attendee Break in Exhibit Hall		
10:40 AM	12:20 PM	GENERAL SESSION "My Approach To..."		
12:30 PM	2:00 PM	Lunch in Exhibit Hall 		
		Exhibit Hall Open 7:00 AM - 8:30 PM		

COPE Qualified Coming Soon!
 Tickered Events (Included with all registrations except Student/Resident/Guest)
 By Invitation Only
 Vision Therapist Events
 Celebrate with us!
 Student/Resident Events

Thursday April 12, continued

2:00 PM	4:30 PM	GENERAL SESSION Syntonic with Drs. Robert Fox and Derek Tong	VISION THERAPIST EDUCATION Stroke with Dr. Brenda Montecalvo and Holly Harlow, COVT	Exhibit Hall Open 7:00 AM - 8:30 PM
4:30 PM	5:30 PM	Assorted Committee Meetings		
5:30 PM	6:30 PM	State of the Organization		
5:30 PM	8:30 PM	Membership Social in Exhibit Hall		
6:00 PM	7:00 PM	Vision Therapist Meeting		
6:30 PM	8:30 PM	Student/Resident Meeting		
7:00 PM	8:00 PM	Presidents Reception		
8:00 PM	10:00 PM	Vision Therapist Offsite Social	Hospitality Suite Open	
8:30 PM	10:00 PM	Student/Resident/Doctor Mixer		

Friday April 13

7:00 AM	4:00 PM	Attendee Registration and Tech Table Open		
7:00 AM	8:00 AM	Exhibitor Seminar Breakfast(s)		
7:00 AM	8:00 AM	Assorted Committee Meetings		
8:00 AM	9:40 AM	GENERAL SESSION Visual Skills & Concussion with Dr. Patrick Quaid	VISION THERAPIST EDUCATION Strabismus Part 1 with Dr. Nancy Torgerson and Mandi Schafer, COVT	Exhibit Hall Open 8:00 AM - 4:00 PM
9:40 AM	10:40 AM	Attendee Break in Exhibit Hall		
10:40 AM	11:30 AM	GENERAL SESSION Hormone Dysfunction and Concussion with Dr. Larry Komer, OBGYN	VISION THERAPIST EDUCATION Strabismus Part 2 with Dr. Nancy Torgerson and Mandi Schafer, COVT	
11:30 AM	1:00 PM	NEW THIS YEAR! Attendee Lunch in Exhibit Hall		
1:00 PM	2:40 PM	GENERAL SESSION Life After Stroke with Dr. Brenda Montecalvo	PRACTICE MANAGEMENT EDUCATION Billing and Coding with Dr. Harvey Richman (REPEAT)	
2:45 PM	4:00 PM	Poster Presentations		
3:00 PM	5:00 PM	Assorted Committee Meetings		
4:00 PM	5:00 PM	Exhibitor Seminars Afternoon Break		
7:00 PM	Midnight	Installation and Induction Banquet		

Saturday April 14

7:00 AM	8:00 AM	Attendee Breakfast		
8:00 AM	9:40 AM	GENERAL SESSION Oral Research Presentations	PRACTICE MANAGEMENT EDUCATION How to Improve Patient Outcomes with Toni Bristol	
9:40 AM	10:40 AM	Attendee Break		
10:40 AM	12:20 PM	GENERAL SESSION Visual Performance for Sports with Dr. Graham Erickson		
12:30 PM	2:30 PM	Awards Luncheon		
6:00 PM	10:00 PM	Hospitality Suite		

Join your

COVID Family



In beautiful *Bellevue*, Washington!

COVID is my absolute favorite meeting.

Every year, the CE is very relevant to my daily practice, I always learn something valuable. **It is also a great opportunity to see my COVID 'family'.** I love catching up with my former students, co-residents, colleagues, and mentors.

- Kimberly Walker, OD, FCOVD

Pictures from last year by Dr. Dominick Maino!



Register Now!

Exclusive Education. Unforgettable Experiences. Lifelong Connections.

2018

All information is deemed reliable but not guaranteed and is subject to change without prior notice.

Info you

Need to Know



Hyatt Regency Bellevue
900 Bellevue Way NE
Bellevue, WA 98004

\$ Access pricing info
Be sure to log in for member discounts!

\$ Save \$100 before March 25
Register early for the best value!



**HYATT
REGENCY**



Transportation



Parking



Image, Video and Audio Recording

Video and or Audio recording of presentations for individual use is not permitted. Professional digital recordings will be available for purchase from DigiVision Media.

Refund Policy

Refunds for Applied Concepts Courses and Annual Meeting Registration fees, less a \$75 per person administrative cost, will be granted for requests received by March 25, 2018. No refunds will be made for cancellations after this date.

Consent to Use of Photographic Images

Registration and attendance at the COVD Annual Meeting establishes an agreement by the registrant to the use and distribution of the registrant or attendees' image or voice in photographs, videos, electronic reproductions and audio of events and education hosted by COVD and other third parties, including but not limited the venue, the host city and the host CVB.

All information is deemed reliable but not guaranteed and is subject to change without prior notice.

CE Tracking

with
OE TRACKER

Education presented at the COVID Annual Meeting qualifies for maintenance of certification.

Application for continuing education credit has been or will be made to COPE. COVID does not guarantee that any or all of the courses will be accepted for credit. It is the responsibility of attendees to check with their individual State Boards regarding acceptance of courses presented.

Fellows

ODs Tracking CE



1 Search your app marketplace for "OE Tracker"

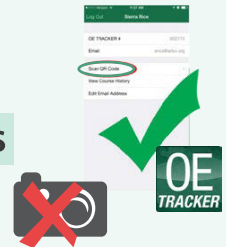
2 Set up your ARBO login before you arrive on-site

3 Attend COPE Qualified courses at the Meeting

Scan!

Use the OE Tracker App to scan each course's QR code within **15 minutes**

(Photos of QR codes will not be accepted; all codes must be scanned with OE Tracker App)



COVTs




Pick up your sticker sheet and stickers at Registration!

All information is deemed reliable but not guaranteed and is subject to change without prior notice.

A Letter from Dr. Paul Freeman, FCOVD, Education Chair

Dear colleagues,

Welcome to the 48th annual COVD meeting. I am excited about this year's lineup of outstanding educational courses which attendees will have access to over the three days of our conference, not to mention the two days of Pre Meeting Courses.



We are growing! Last year our attendance was 756 and this year we are currently on target to meet or exceed that attendance record. Combining that growth with requests by members to expand our educational profile, we have had to increase our concurrent course offerings. This was given much thought, and we feel that a variety of offerings through concurrent education is the best way to maximize the educational opportunities within our current meeting length. This year we will be offering a maximum number of 18.5 COVD CE, including the poster presentations.

Additionally, we continue to invite lecturers with different areas of expertise to cover all aspects of practice and meet the variety of objectives. Most of the general session lectures will be submitted to COPE for course qualification, but COPE guidelines limit qualification to those courses taught by doctors. Courses, such as those presented as Vision Therapist Education, are often collaborative teaching and will not qualify for COPE. In addition, we do not guarantee that all courses submitted to COPE will become qualified, but we make every effort to do so.

It is important to remember that all courses qualify for COVD Maintenance of Certification (MOC) for our Fellows and Certified Optometric Vision Therapists.

It is also important to be familiar with the state for which you might apply these CE credits. All states require different breakdown of CE, including categories (Practice Management for example) and providers. Some states recognize COVD as a provider, and do not need the COPE designation.

ARBO has collected the CE requirements for most regulatory boards in the US and Canada. You can search the database by selecting a state, province, or territory here: <https://goo.gl/8kZSY1>.

Please remember, course topics and speakers are selected with you, the attendee, in mind pulling from past feedback, surveys and thought leaders.

Feedback is always welcomed. Be sure to complete the course and meeting surveys that will be distributed this year in the meeting app, or contact me directly.

Looking forward to seeing you soon in Bellevue, Washington.

Take Care,

A handwritten signature in black ink that reads "Paul B. Freeman, OD, FAAO, FCOVD". The signature is written in a cursive, flowing style.

Paul B. Freeman, OD, FAAO, FCOVD

Education Committee Chair

Pre-Meeting Courses

PRE-MEETING COURSES

GENERAL EDUCATION

VISION THERAPISTS

STUDENTS/RESIDENTS

EXHIBIT HALL

CONNECT & EXPLORE

COVD's Pre-Meeting Courses are designed to provide **core knowledge** in behavioral, developmental, functional, and rehabilitative vision care and therapy, as well as their application. **Suitable for both beginning and established practitioners**, these courses enhance understanding and patient care.



Course dates:
Tuesday, April 10th & Wednesday, April 11th
(Unless otherwise noted)



Allen Cohen, OD, FCOVD and
 Neera Kapoor, OD, MS, FCOVD-A, FAAO
Acquired and Traumatic Brain Injury




David Cook, OD, FCOVD
Strabismus & Amblyopia



Curtis Baxstrom, OD, FCOVD, FAAO, FNORA and Jason Clopton, OD, FCOVD
Developmental Principles and Neurology



Lynn Hellerstein, OD, FCOVD, FAAO, and Nancy Torgerson, OD, FCOVD
Vision & Learning with a Perceptual Emphasis



Wanda Vaughn, OD, FCOVD
How to Incorporate Vision Therapy into a General Practice Office*



Great for students, residents, and new grads!



Tom Headline, COVT and Jessica Stevenson, COVT
Vision Therapy 101



Great for vision therapists and teams!



Dr. Vaughn's course is Wednesday, April 11th **ONLY**


Course Descriptions

All information is deemed reliable but not guaranteed and is subject to change without prior notice.

Allen Cohen, OD, FCOVD and
Neera Kapoor, OD, MS, FCOVD-A, FAAO

**Optometric Management
of Patients with Acquired
Brain Injury and Brain
Filtering Problems**

COPE® COPE Qualified
Day 1: 48246-NO 6.5 hours
Day 2: 48247-NO 6.5 hours



Dr. Allen Cohen



Dr. Neera Kapoor

This course will introduce and provide an overview of the following aspects of Acquired Brain Injury (ABI): pathomechanics, associated neurology, epidemiology, visual and behavioral consequences, the medical care system, and pertinent evidence-based medical literature. The presenters will also provide attendees with high-yield methodology and considerations for optimal optometric diagnosis, therapy, and co-management for the ocular and neuro-optometric rehabilitation therapy (NORT) for patients with ABI.

Curtis Baxstrom, OD, FCOVD, FAAO, FNORA and
Jason Clopton, OD, FCOVD

**The Balancing Act: Bridging
Developmental Principles and
Neurology of the Visual System
for Better Patient Outcomes**

COPE® COPE Qualified
Day 1: 57085-NO 6 hours
Day 2: 50789-NO 6 hours



Dr. Curtis Baxstrom



Dr. Jason Clopton


This course will be an introductory overview of where VT began and where we are going. We will first review the history of vision therapy and how it is moving toward a neurologically based program. This is because of the increased interest in the area of visual neurorehabilitation of acquired brain injuries and the use of 97000 billing codes which have been approved for optometry. The first part of the course will be reviewing functional vs.

pathological disorders and how to order appropriate imaging for patients with amblyopia, ocular motor and binocular conditions. These cases will then be followed regarding treatment and follow up. This will be done in the context of how we can improve vision therapy with the addition of vestibular, motor and cervical components. These additions are developmentally and neurologically based and make our therapy even more efficacious. We will review cases and provide a number of vision therapy activities that will be presented in a manner that so you can take them and modify the demand up and down in regards to your patients abilities. By learning the therapeutic value of the procedures and how to apply them, you will grow from a cook to a chef of vision therapy. The level of the course is designed for experienced therapists and upward.

Wanda Vaughn, OD, FCOVD*

*Wednesday Only

**How to Incorporate
Vision Therapy into a
General Practice and
PLAN for Success**

 Recommended for students,
residents, and new grads!

COPE® COPE Qualified
57087-PM 6 Hours



Dr. Wanda Vaughn

This course is designed to bring a private practice to you. Visiting a successful practice is very important. However, time often does not allow for this to happen. Time is money! There is more than one way to be successful. This course will assist in providing insight and provide you with ways to measure, maintain, and increase your revenues. This course will assist you in learning on how to make your current practice more successful and how to incorporate vision therapy to increase your revenue.

PRE-MEETING COURSES

GENERAL EDUCATION

VISION THERAPISTS

STUDENTS/RESIDENTS

EXHIBIT HALL

CONNECT & EXPLORE

David Cook, OD, FCOVD

Evaluation and Treatment of Strabismus and Amblyopia

COPE Qualified
Day 1: 57088-FV 7 Hours
Day 2: 57089-FV 6 Hours

Course will prepare attendees to diagnose and treat amblyopia and strabismus.



Dr. David Cook

Tom Headline, COVT and Jessica Stevenson, COVT

Vision Therapy 101

12 hours CE (non-COPE)

This course is designed for the entry-level vision therapist to acquaint them with an understanding of the visual process and the tools implemented by vision therapist under the direction of their optometrist to address a variety of visual issues. In addition, participants will learn specific vision therapy procedures to train individual visual skills as well as how to modify these procedures to the appropriate demand level for their given patient. Participants should arrive with a basic understanding of optometric terminology as related to refractive errors and anatomical structures of the eyes.



Tom Headline



Jessica Stevenson

Lynn Hellerstein, OD, FCOVD, FAAO, and Nancy Torgerson, OD, FCOVD

Vision & Learning with a Perceptual Emphasis

COPE Qualified
Day 1: 50223-FV 7 hours
Day 2: 50224-FV 5 hours

Does your patient struggle in school or with academics? In this course you will learn how to visually evaluate, provide vision therapy, communicate, and co-manage children and adults with learning-related vision problems. More emphasis on VIP and perceptual activities.



Dr. Lynn F. Hellerstein



Dr. Nancy Torgerson

The integrated role of the components of the visual process, including visual efficiency skills: binocular, accommodative and oculomotor skills, visually guided fine motor skills, and visual processing skills, will be demonstrated through case presentations. Vision therapy, to enhance deficient visual efficiency, processing and movement skills which are related to academic success, while developing the ability to create powerful visualization and mindset is emphasized.

Learn how to communicate to patient and/or parent, co-manage, and integrate with other professionals. Have fun while learning through experiential activities, video presentations and case presentations. Gain insights and leave the workshop with powerful skills that you can immediately incorporate into your practice. Be prepared to transform the lives of your patients!

PRE-MEETING COURSES

GENERAL EDUCATION

VISION THERAPISTS

STUDENTS/RESIDENTS

EXHIBIT HALL

CONNECT & EXPLORE



VDR Symposium

PRE-MEETING COURSES

GENERAL EDUCATION

VISION THERAPISTS

STUDENTS/RESIDENTS

EXHIBIT HALL

CONNECT & EXPLORE

Wednesday, April 11

Vision Development and Rehabilitation Symposium featuring Dean Riddle, Sports Scientist for the Seattle Seahawks


Leonard Press, OD, FCOVD
Dean Riddle, Sports Scientist

1.5 hours CE (non-COPE)

Dean Riddle, Applied Sports Scientist for the Seattle Seahawks, will be addressing the data ecosystem in high-performance sports, and what the future of sports technology may look like.



Dr. Leonard Press



Dean Riddle

Read Dr. Press's blog post preview of this special event!

Who is Dean Riddle?

Read Kiwi Dean Riddle taking sports science to the next level with Seattle Seahawks

by Ben Strang of Stuff.co.nz

Vision Development & Rehabilitation

Journal of the College of Optometrists in Vision Development



The 2017 VDR Symposium

My Approach To...

This year, we are excited to continue the success of the popular My Approach To program, a rapid-fire lecture format that will give **four COVID Fellows** the opportunity to share interesting cases and engage with colleagues from around the world.

Each presentation will be approximately 20 minutes in length, leaving an additional 5 minutes for questions and audience collaboration.

Marie Bodack, OD, FCOVD Moderator

2018 Winners

Dr. Aditya Goyal, FCOVD

A case of autism spectrum disorder helped with optometric vision therapy

Dr. Lynn Marran, FCOVD

Adult Strabismus

Dr. Kerri D. Pillen, FCOVD

Treating an Adult with Strabismus

Dr. Joseph Trachtman, FCOVD

VT case with Autism Spectrum Disorder

This program is being underwritten by unrestricted funding from

ELSEVIER

The winning abstracts will also be featured on Elsevier's healthcare website,



Past Winners on PracticeUpdate



Prescribing Prism
Christina Esposito, OD, FCOVD



Amblyopia Treatment
Stanley Tien, OD, FCOVD



Treatment of an Acquired Sixth Nerve Palsy in a Pediatric Patient
Karen Kehbein, OD, FCOVD

See the rest at
PracticeUpdate

Optometric Evaluation and Management of Infantile Esotropia

Curtis R. Baxstrom, OD, FCOVD

 COPE QUALIFIED
57083-FV 2 Hours



Dr. Curtis Baxstrom

This course will overview the history of infantile esotropia and demonstrate a model that covers the development of the infant and binocular vision. You will leave the course with an understanding of how to evaluate and treat infantile esotropia from birth through adulthood. Specific tests are used to determine the difference between infantile esotropia and other types. Treatment will include young infants under the age of 6 months through adulthood. This non-surgical approach is developmentally sound and a portion of the lecture will cover the pros and cons of a surgical approach.

Insurance, Vision Therapy, and Neuro-Optometric Rehabilitation

Harvey Richman, OD, FCOVD

 COPE QUALIFIED
52691-PM 2 hours



Dr. Harvey Richman

This course will cover the appropriate and not-so-appropriate coding choices for a vision therapy evaluation and in-office therapy based on the joint AOA/COVD document.

"My Approach To..."

Marie Bodack, OD, FCOVD
Moderator

2 Hours COPE PENDING



Dr. Marie Bodack

Presenters:

Aditya Goyal, OD, FCOVD
A Case of Autism Spectrum Disorder Helped with Optometric Vision Therapy

Lynn Marran, OD, FCOVD
Adult Strabismus

Kerri D. Pillen, OD, FCOVD
Treating an Adult with Strabismus

Joseph Trachtman, OD, FCOVD
VT Case with Autism Spectrum Disorder

ODs, looking to hire?

Get your ticket to the Student/Resident/Doctor

Mixer with 
Practice Opportunities



FREE for students & residents!

TICKET

During Registration

or

In the Store

or

By Donating

\$300 to the Travel Grant Fund

Sponsored by **HOYA**

PRE-MEETING COURSES

GENERAL EDUCATION

VISION THERAPISTS

STUDENTS/RESIDENTS

EXHIBIT HALL

CONNECT & EXPLORE

Maximizing Success of Vision Therapy by Incorporating Syntonic Phototherapy: Everything You Wanted to Know, but were Afraid to Ask

Robert Fox, OD, FCOVD and Derek Tong, OD, FCOVD

COPE COPE QUALIFIED
56968-NO 3 Hours

This course will help the attendee understand the basic theory of Syntonic Phototherapy and how to perform the necessary pupil and kinetic visual field evaluation. Attendees will be provided with insights on how to maximize success of Vision Therapy by incorporating Syntonic. Diagnosis and management of commonly encountered vision dysfunctions utilizing Syntonic will be illustrated using patient case examples.



Dr. Robert Fox



Dr. Derek Tong

A STROKE of Fortune Found in the Vision Therapy Room

Brenda Montecalvo, OD, FCOVD and Holly Harlow, COVT

3 hours CE (non-COPE)



Dr. Brenda Montecalvo

Optometric vision therapy is a powerful tool used to help stroke patients regain lost skills. Learn how to design and implement an effective program to provide high yield outcomes. An exciting hands-on workshop, designed for the therapist/doctor to gain confidence when working with stroke patients. Discover how to help change more lives in the therapy room so you can make a difference and reduce the struggle and frustration faced by stroke victims.

PRE-MEETING COURSES

GENERAL EDUCATION

VISION THERAPISTS

STUDENTS/RESIDENTS

EXHIBIT HALL

CONNECT & EXPLORE

ATTENTION THERAPISTS!
You're Invited to the

Vision Therapist Offsite Social!

Purchase tickets when you **register** or **in the store!**



TAVERN HALL

Thu April 12 8pm - 10pm



**Why Seeing is Behaving:
Visual Skills for the 21st Century**

Patrick Quaid, FCOVD, PhD

1 Hour COPE PENDING

The main purpose of this lecture is to highlight the under-detection and under-treatment of vision based learning difficulties in our educational system. An overview of cases will be presented (with video) in addition to an update on the current research both at the NIH level in addition to other studies published in optometric, ophthalmological and psychological journals highlighting the need for rehabilitative VT within the context of a collaborative care approach in reading based learning difficulty cases.



Dr. Patrick Quaid

**Collaborative Care in Concussion:
Make It about the Patient!**

Patrick Quaid, FCOVD, PhD

1 Hour COPE PENDING

The purpose of this lecture is to inform attendees about the connection between oculomotor dysfunction (OMD) and visual processing issues that can arise in mTBI/concussion. A discussion of how the visual system overall is connected to the vestibular system and the gross motor/proprioceptive system. Video footage of patients before and after yoked prism will also be shown and an explanation given as to why the prism helps so dramatically will be given using best available evidence from the literature.

Let's Get Down to STRABusiness!

**Nancy Torgerson, OD, FCOVD
and Mandi Shafer, COVT**

3 hours CE (non-COPE)

Get your growth mindset in gear as we start with the fundamentals of ABC (learning a safe approach when working with patients with anomalous binocular correspondence), learn the ups and downs of treating with patients with vertical challenges and the ins and outs of patients with exotropia and esotropia. A fun and dynamic workshop geared toward active vision therapist/doctor/patient care TEAM members learning through patient stories, hands-on discovery and interaction. The goal is to help end the senseless struggle and misinformation about the joys and challenges of people with strabismus.



Dr. Nancy Torgerson



Mandi Shafer

PRE-MEETING COURSES

GENERAL EDUCATION

VISION THERAPISTS

STUDENTS/RESIDENTS

EXHIBIT HALL

CONNECT & EXPLORE

Hormone Dysfunction and Concussion: An Often Overlooked Component

Dr. Larry Komer

COPE QUALIFIED
56971-NO 1 Hour

In this lecture Dr. Komer brings more than 40 years of experience with hormone therapy. He shows how hormones are vital for brain function and introduces the concept that pituitary function is damaged in brain injury and this is not usually recognized.

The need for a team approach to reach maximal restoration of health in concussed individuals must include visual therapists, hormone specialists and experts in musculoskeletal medicine and pain management. Dr Komer will also discuss some of the outcomes in his patients who have undergone visual therapy.



Dr. Larry Komer

Life after Stroke: Optometry's Unique Role

Brenda Montecalvo, OD, FCOVD

COPE QUALIFIED
56987-NO 2 hours

The phone call ... Mom has suffered a stroke ... important decisions must be made quickly ... are you ready? Optometry plays a unique role in the treatment of victims of stroke. Optometric neuro-rehabilitation is essential in helping achieve maximum outcomes post insult. This presentation will provide cutting-edge rehabilitation ideas for working with patient's vision to improve function.



Dr. Brenda Montecalvo

Insurance, Vision Therapy, and Neuro-Optometric Rehabilitation

Harvey Richman, OD, FCOVD

COPE QUALIFIED
52691-PM 2 hours



This course will cover the appropriate and not-so-appropriate coding choices for a vision therapy evaluation and in-office therapy based on the joint AOA/COVD document.



Dr. Harvey Richman

(Repeat Presentation)

Poster Presentations



PRE-MEETING COURSES

GENERAL EDUCATION

VISION THERAPISTS

STUDENTS/RESIDENTS

EXHIBIT HALL

CONNECT & EXPLORE

Oral Research Presentations

Eric Borsting, OD, FCOVD, Moderator

2 hours COPE PENDING

The purpose of this course is to provide the audience with results of clinically based research projects in binocular vision and visual processing. The topics will include the use of evaluation and therapy techniques for brain injury patients, assessing saccadic eye movement in children with autistic spectrum disorder, vision screening techniques, and associations of vision deficits and balance in children with sensory processing disorders. The presenters will provide the rationale, methodology, results, and clinical implications for each project.

Presenters:

Hannu Laukkanen, OD

Aditya Goyal, OD, FCOVD

Teri Lawton, PhD

Shankaran Ramaswamy

Kimberly Walker, OD, FCOVD



Dr. Eric Borsting

Optimizing Visual Performance for Sports

Graham Erickson, OD, FCOVD

 COPE Qualified
56452-FV 2 hours

Sports Vision Training has advanced greatly in the past few years by the introduction of new digital technology that can be used during natural training activities, by perceptual-learning training programs, and by virtual reality simulations that can re-create and augment sporting contexts to promote certain sports-specific visual-cognitive abilities. An overview of the instruments and programs is supported by a summary of research supporting efficacy. Management considerations for refractive compensation, enhancement filters, contact lenses, and refractive surgery for athletes are also highlighted.



Dr. Graham Erickson

Boost Practice Growth Through Patient Adherence

Toni Bristol

2 hours CE (non-COPE)

Treatment outcomes are influenced by a variety of different factors. Aside from the clinical aspects, patient adherence or compliance is vital when it comes to vision therapy. When you are working with pediatric patients, you are relying on the parents' overall understanding and compliance to ensure you achieve an excellent outcome.

Non-compliance and poor adherence is not unique to VT and optometry, nearly 50% of patients with chronic diseases do not take their medications regularly.

Over the past 30 years, Toni Bristol has been specializing in teaching VT-ODs how to educate their patients to ensure maximum compliance and optimum outcomes. She will be sharing common mistakes doctors and staff make when communicating with patients about Vision Therapy. She will also be presenting basic guidelines which are critical to patient adherence.

This lecture is for doctors and vision therapists; this includes doctors who are new to the field, as well as those who have been providing this level of care for years.




Toni Bristol

Vision Therapist Events



Pre-Meeting Course



Vision Therapy 101 (VT 101)

Tom Headline, COVT and
Jessica Stevenson, COVT

Tue April 10 - Wed April 11

General Education for VTs & teams!*

Thu April 12

**A STROKE of Fortune
Found in the Vision Thera**

Brenda Montecalvo, OD
and Holly Harlow, COVT

Fri April 13

**Let's Get Down to
STRABusiness!**

Nancy Torgerson, OD, FCOVD
and Mandi Shafer, COVT

Tue April 10 7pm-8pm

Hospitality Suite
Therapist Hour

Thu April 12 6pm-7pm

Vision Therapist
Meeting

Fri April 13 Afternoon

Road to COVT


You're Invited to the
Vision Therapist Offsite Social!



TAVERN HALL

Thu April 12 8pm - 10pm

*Purchase tickets
when you **register** or **in the store!***



All information is deemed reliable but not guaranteed and is subject to change without prior notice.

Student *and* Resident Events



Get insights on your future career!

Pre-Meeting Course



How to **Incorporate Vision Therapy** into a General Practice Office

Wanda Vaughn, OD, FCOVD

Wed April 11



Katharine shares the **student/resident experience** at our Annual Meeting

Read the **blog post** from Katharine Funari (Salus '18), our Student Engagement Coordinator!

Be Part of the Student Associates Program!

Explore COVID2018

Complete challenges

Earn your Certificate



Check your registration envelope on-site for info.

Thursday, April 12

4:30p-5:30p

Associate to Fellow Meeting

Learn all about the Fellowship process and start planning yours. We can't wait for you to be an FCOVD!

6:30p-8:30p

Student/Resident Info Meeting

Gain insights into practicing vision therapy from a panel of experienced VT docs!

8:30p-10p

Student/Resident/Doctor

Mixer with Practice Opportunities



Chat over drinks with ODs who want to hire **YOU!**

ODs, looking to hire a soon-to-be grad or resident?

TICKET Get your ticket:

During Registration

or

In the Store

or

By Donating

\$300 to the Travel Grant fund



All information is deemed reliable but not guaranteed and is subject to change without prior notice.

Exhibit Hall

PRE-MEETING COURSES


GENERAL EDUCATION

VISION THERAPISTS

STUDENTS/RESIDENTS

EXHIBIT HALL

CONNECT & EXPLORE



Social Events & Local Adventure!

Connect & Explore

Connect with

COVID

Exhibit Hall
Opening Reception

Wed 4:00p-7:00p

Exhibit Hall
Membership Social

Thu 5:30p-8:30p

Vision Therapist Social

Thu 8:00p-10:00p

Student/Resident/Doctor
Mixer

Thu 8:30p-10:00p

Installation & Induction
Banquet

Fri 7:00p-Midnight

Awards Luncheon

Sat 12:30p-2:30p

Plus Hospitality Suite Nightly!



Explore

Bellevue

Visit Bellevue for world-class shopping, distinctive restaurants as well as quick and easy access to Seattle landmarks, Woodinville wineries, recreational options like golf and parks, and outdoor adventures on the lakes and in the mountains.



View the itinerary for
**Outdoor
Enthusiasts**



View the itinerary for
**Arts
Aficianados**



View the itinerary for
**Cultural
Foodies**

PRE-MEETING COURSES

GENERAL EDUCATION

VISION THERAPISTS

STUDENTS/RESIDENTS

EXHIBIT HALL

CONNECT & EXPLORE

THAT'S
HOW WE DO

Kansas City

Save the Date!

April 9-13, 2019

Kansas City, Missouri

2020 Annual Meeting

TORONTO 