



ACADEMY 2013



TODAY'S RESEARCH,  
TOMORROW'S PRACTICE®

*Wish you were here!*

# PROGRAM PREVIEW

Wednesday – Saturday

October 23 – 26, 2013

Washington State Convention Center



AMERICAN ACADEMY  
of OPTOMETRY

**Alcon**®

The Academy thanks ALCON for their generous support of this program preview.

# Schedule at a Glance

	6:30 AM	7 AM	8 AM	9 AM	10 AM	11 AM	12 PM	1 PM	2 PM	3 PM	4 PM	5 PM	6 PM	7 PM	8 PM	9 PM	10 PM	11 PM		
Tuesday, October 22								1-8 PM REGISTRATION												
			7 AM - 11 PM AFFILIATE EVENTS																	
			8 AM - 6 PM SECTION DIPLOMATE PREPARATORY COURSES																	
Wednesday, October 23			6:30 AM - 7 PM REGISTRATION																	
			8 AM - Noon EDUCATION				Noon - 2 PM PLENARY LUNCH SESSION		2 - 5 PM EDUCATION					7 - 9 PM CE SYMPOSIUM						
	7 - 7:45 AM PRODUCT INFO BREAKFASTS		8 - 11 AM FUNDAMENTALS OF LEADERSHIP PART I											5 - 7:30 PM EXHIBIT HALL WELCOME RECEPTION						
			8 - 10:30 AM PRESS CONFERENCE																	
Thursday, October 24			6:30 AM - 6 PM REGISTRATION																	
	7 - 8 AM STUDENT FELLOWSHIP ORIENTATION		8 AM - Noon EDUCATION						1:30 - 5:30 PM EDUCATION											
			8 - 11 AM FUNDAMENTALS OF LEADERSHIP PART II						1:30 - 4:30 PM INTERMEDIATE LEADERSHIP		4:30 - 5:30 PM CORPORATE VIP RECEPTION									
			8 - 9 AM HOT TOPICS IN DISCOVERY						1:30 - 3:30 PM EZELL FELLOWS PRESENT											
	7 - 7:45 AM PRODUCT INFO BREAKFASTS		8 - 10 AM HIRSCH MEMORIAL RESEARCH SYMPOSIUM					11 AM - 5 PM EXHIBIT HALL OPEN Use your voucher for lunch in the exhibit hall!					5 - 7 PM EVENING POSTER SPECIAL EVENT		7 - 9 PM CE SYMPOSIUM					
Friday, October 25			6:30 AM - 6 PM REGISTRATION																	
	7 - 7:45 AM PRODUCT INFO BREAKFASTS		8 - 10 AM AWARDS PROGRAM		10 AM - Noon EDUCATION		Noon - 2 PM STUDENT NETWORKING LUNCH		2 - 6 PM EDUCATION					7:30 - 9 PM ALUMNI RECEPTIONS						
							11 AM - 4 PM EXHIBIT HALL OPEN Use your voucher for lunch in the exhibit hall!							6:10 - 7 PM AAO BUSINESS MTG.		7:30 - 9 PM INTERNATIONAL ATTENDEE RECEPTION				
							9 AM - 4 PM POSTERS									9 PM - 1 AM AUSTRALIA PARTY				
Saturday, October 26			6:30 AM - 3 PM REGISTRATION																	
	7 - 7:45 AM PRODUCT INFO BREAKFASTS		8 AM - Noon EDUCATION						12:30 - 4:30 PM EDUCATION											
			8 AM - 12:00 PM RESIDENTS DAY PAPERS							1:30 - 3:30 PM RESIDENTS DAY PAPERS		3:30 - 4:30 PM RESIDENTS DAY RECEPTION		6:15 - 7 PM NEW FELLOW/ EMERITUS FELLOW RECEPTION						
							11AM - 1:30PM AOF LUNCHEON							6:15 - 7 PM CASH BAR		7 - 10 PM PRESIDENT'S BANQUET				





# Letter from the President

Dear Colleagues,


Academy 2013 Seattle will be the optometry and vision science event of the year! Join us for ample clinically relevant scientific sessions, education taught by leading clinicians and researchers, papers and posters on state-of-the-art practices, symposia by Sections and Special Interest Groups (SIGs) on current clinical topics, and fun social events where you can catch up with your friends and colleagues.

The Academy's annual meeting provides practitioners and scientists with a diverse mix of groundbreaking research in optometry and vision science and high-quality educational programs. Discover all that Academy 2013 Seattle has to offer! You can choose from over 250 hours of lectures & workshops, fourteen Section and SIG symposia, hundreds of scientific papers and posters, and exciting social events. The Plenary Lunch session is titled, "Today's Research, Tomorrow's Practice®: Stem Cells and Ocular Regenerative Therapies." This session will take a fascinating look at the research and clinical applications of ocular regenerative therapies with stem cells. The Monroe J. Hirsch Research Symposium, "Clinical Application of Advanced Ocular Imaging," will highlight applications of new imaging techniques to stationary and progressive genetic retinal conditions as well as management of retinal diseases such as age-related macular degeneration.

This year's impressive exhibit hall will comprise more than 200 booths displaying our exhibitors' fantastic products and services. The Washington State Convention Center is located downtown in the heart of the city, close to Seattle's signature attractions. You'll be just steps away from the Pike Place Market. Please look over this program preview and note all the wonderful events planned for this upcoming meeting.

I look forward to seeing you at Academy 2013 Seattle!

Sincerely,



Bernard J. Dolan, OD, MS, FAAO  
President

---

*P.S. Stop by the Academy membership booth in the exhibit hall (# 425) to learn more about becoming a candidate for Fellowship. The application fee is waived if you submit your application during the meeting. That's a savings of \$60!*

---



## Why should you attend Academy 2013 Seattle?

Here are the top 5 reasons:

- **Get the CE Credits You Need**

Earn up to 36 hours COPE approved CE credit, all in one meeting! We've designed our program so you don't have to pre-register for courses in advance or pay per credit hour.

- **Enhance Your Practice**

Learn from experts and apply new techniques to improve your level of patient care. Whether you're a new graduate or a seasoned practitioner, this meeting provides the critical information you need.

- **Network and Connect**

From the exhibit hall to the exciting social events, this meeting offers a host of opportunities to build your network of fellow clinicians, vision scientists, and industry professionals.

- **Be on the Cutting Edge**

Our program lineup includes top-notch scientific research as well as practical and clinically relevant information. The exhibit hall also allows you to access the latest optometric products and technology.

- **Make it a Vacation**

Seattle features a wealth of activities, attractions and world class restaurants. Bring your family and enjoy some leisure time along with your education!



# Registration

## Academy 2013 Seattle Registration Opens May 6

You can register online at <http://www.aaopt.org>. If you would prefer to register via email, send the application found on the registration website to [aaoreg@cistems.com](mailto:aaoreg@cistems.com). You may also call 855-662-8920 (toll free) to register over the phone.

Once you register for the meeting, you will receive a link to Passkey that will allow you to make your hotel reservations. Until August 20, you must register for the meeting prior to making hotel reservations.

Please note that badges and registration materials will not be mailed out in advance of the meeting. Pick up your registration materials at Registration Central in the Washington State Convention Center beginning at 1:00 PM on Tuesday, October 22nd.

Full 4-Day Rates:				1-Day Rates:						
	By 8/ 20	After 8/ 20	Onsite		By 8/ 20	After 8/ 20	Onsite			
MEMBERS	Fellows/Candidates* (B)	\$380	\$430	\$480	MEMBERS	Fellows/Candidates* - Wed, Thurs, or Fri	\$235	\$260	\$270	
	Honorary/Emeritus* (B)	\$125	\$175	\$225		Fellows/Candidates* - Saturday	\$135	\$160	\$170	
	Life* (B)	\$0	\$0	\$0		OGS/All Day Wednesday* (Member)	\$235	\$260	\$270	
	L&W Course Lecturer*	\$130	\$180	\$230		OGS/Wednesday Morning* (Member)	\$0	\$0	\$0	
	Student/Resident/Librarian*	\$50	\$75	\$85						
	OGS/Academy 2013 Seattle* (B)	\$380	\$430	\$480						
NONMEMBERS	Optometrists/Vision Scientists*	\$680	\$730	\$780	NONMEMBERS	Optometrists/Vision Scientists* - Wed, Thurs, or Fri	\$275	\$300	\$310	
	L&W Course Lecturer*	\$250	\$300	\$350		Optometrists/Vision Scientists* - Saturday	\$175	\$200	\$210	
	Student/Resident/Librarian*	\$100	\$125	\$135		OGS/All Day Wednesday*	\$275	\$300	\$310	
	OGS/Academy 2013 Seattle*	\$680	\$730	\$780		OGS/Wednesday Morning*	\$0	\$0	\$0	
	Guest (Nonmember)	\$95	\$145	\$145						
OGS = Optometric Glaucoma Society Member				Exhibit Hall Only:						
*Fees include all educational programming except workshops and leadership courses. Banquet included only where noted (B); all other food functions included in the registration fee.				By 8/ 20				After 8/ 20	Onsite	
All cancellation requests must be received in writing. For a full refund less a \$25 fee, cancellation requests must be received by September 11, 2013. Any requests received between				Exhibits Only – 1 Day (Nonmember)				\$35	\$85	\$85
				Exhibits Only – 3 days (Nonmember)				\$100	\$150	\$150

OGS = Optometric Glaucoma Society Member

\*Fees include all educational programming except workshops and leadership courses. Banquet included only where noted (B); all other food functions included in the registration fee.

All cancellation requests must be received in writing. For a full refund less a \$25 fee, cancellation requests must be received by September 11, 2013. Any requests received between September 12 and October 2, 2013 will receive a full refund less 25%. No refunds will be issued after October 3, 2013.



Scan this QR code with your mobile device to visit the Academy 2013 Seattle registration page.

## Member Benefits

As shown, Fellows and candidates for Fellowship save \$300 on registration! Student and resident members can attend all education for only \$50. Not a member? Visit [www.aaopt.org](http://www.aaopt.org) to submit your membership application today.

## EyeMAP™ (Meeting Activities Planner)

Use the EyeMAP™ program to create and manage your personal schedule during Academy 2013 Seattle. EyeMAP™ allows you to:

- Browse all available lectures, workshops, papers and posters, and special events
- Add desired lectures, sessions, and personal appointments to your schedule
- Access session handouts before and during the meeting
- Complete session evaluations
- Find information about the city of Seattle
- Locate exhibitors in the Exhibit Hall

EyeMAP™ can be accessed online at [www.aaopt.org](http://www.aaopt.org) on your computer, smartphone or tablet.

## Technology Pavilion and Cyber Café

Complimentary wireless Internet will be provided in the Washington State Convention Center. Attendees will also have access to the computers in both the Technology Pavilion and Cyber Café. No printing will be available onsite. However, all lecture materials and other important information will be made available online prior to the meeting. A handout CD will also be included in the registration packet.








# Seattle

Embrace the breath-taking beauty of Seattle!

Don't miss the chance to explore the emerald city during Academy 2013 Seattle. Recently named by *Travel & Leisure Magazine* one of the top ten favorite cities to visit, Seattle is a dynamic, creative city that has its own unique blend of history, culture, and fun.

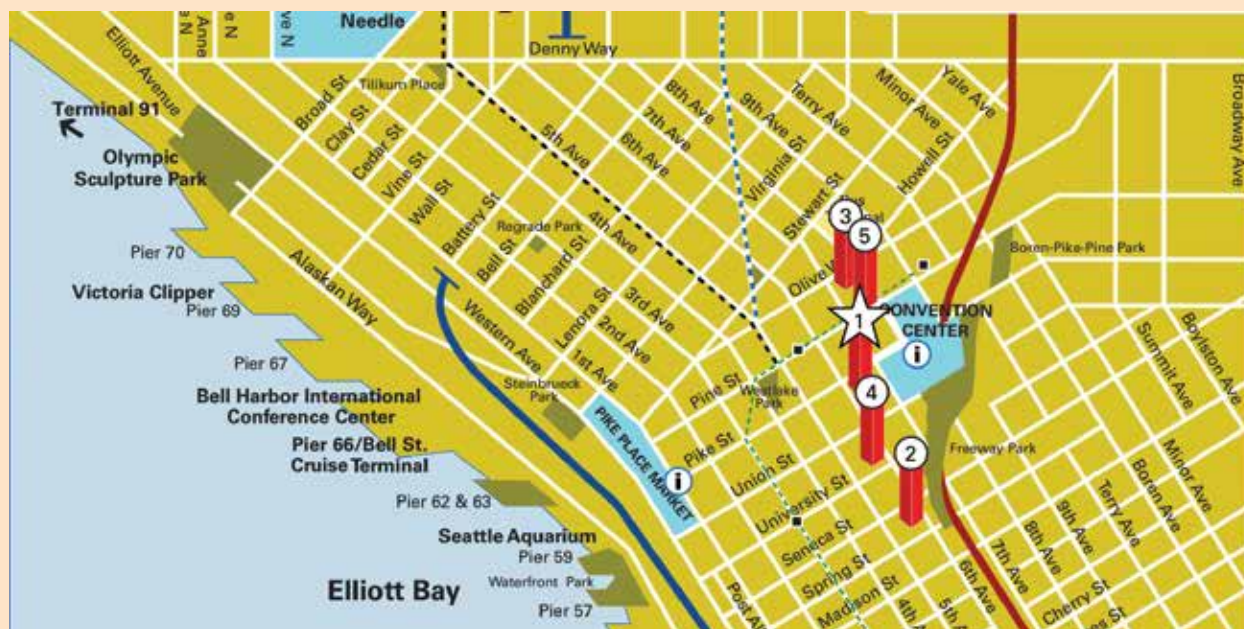
Staying in the center of this vibrant city will give you easy access to exciting nightlife, gourmet restaurants, and world-class shopping. Visit classic Seattle attractions like the Pike Place Market and the Space Needle, or immerse yourself in the international flavor of Seattle's Chinatown. Seattle also boasts gorgeous natural features such as Puget Sound, Mount Rainier, and the Olympic Mountains. Whether you love history, art, shopping, or just a good strong cup of coffee, Seattle has something for everyone!

For more information about things to do in Seattle, visit [www.visitseattle.org](http://www.visitseattle.org).



## Hotel Information

Plan ahead! Book your preferred hotel before they fill up. Please note that you must be registered for the meeting prior to booking your hotel to receive the contracted rate.



### 1. Sheraton Seattle Hotel (Headquarters Hotel)

1400 6th Avenue, Seattle, WA, 98108

Single and Double: \$235/night; Triple: \$260/night; Quad: \$285/night

**Highlights:** This hotel is within walking distance to the convention center and to many restaurants, entertainment options, and attractions such as Pike Place Market and the Space Needle. This hotel offers an indoor swimming pool, 24-hour fitness center, and complimentary Internet through the Link @ Sheraton.

### 2. Crowne Plaza Hotel Seattle

1113 6th Avenue, Seattle, WA, 98101

Single and Double: \$195/night; Triple: \$215/night; Quad: \$235/night (\$25 Rollaway bed charge)

**Highlights:** This hotel is within walking distance to the convention center, and many restaurants, entertainment options, and attractions. This hotel offers a 24-hour fitness center and business center.

### 3. Hyatt at Olive 8

1635 8th Avenue, Seattle, WA, 98101

Single and Double: \$242/night; Triple: \$267/night; Quad: \$292/night

**Highlights:** This hotel is within walking distance to the convention center and other downtown Seattle attractions including Pike Place Market and Puget Sound. Amenities include a 24-hour fitness center and business center and a complimentary daily newspaper.

### 4. Hilton Seattle

1301 6th Avenue, Seattle, WA, 98101

Single and Double: \$207/night; Triple: \$227/night; Quad: \$247/night

**Highlights:** This hotel is within walking distance to the convention center, with views of Puget Sound. Amenities include a fitness center, business center, and sight-seeing tours.

### 5. The Paramount Hotel (Student and Government Hotel)

724 Pine Street, Seattle, WA 98101

Student Rate\*: \$149 Single and Double; \$20 each additional person.

Government Rate\*\*: \$137/night.

**Highlights:** This boutique hotel is only one block from the Convention Center, combining modern amenities with personalized service.

\*Meeting attendees must have student ID at check-in to receive the contracted rate.

\*\*Meeting attendees must show government ID at check-in to receive the contracted government rate. Please note that while the Academy works to secure as many government rate rooms as possible, there are only a limited number available at this rate.

# All CE, All the Time®!

Earn 36 hours of Continuing Education credit at Academy 2013 Seattle! All CE, All the Time® means COPE-approved CE is available for all lectures, workshops, section symposia, and Academy special events, such as the Plenary session.

## Lectures and Workshops

Learn from the best in the profession! Over 250 hours of lectures to choose from!

- Here's how this meeting is different from all the rest: no need to register for individual courses. Every lecture is open to all registered participants on a first come/first served basis.
- Workshops are available at an additional charge. You must be registered for the meeting to enroll in a workshop. Register early – popular hands-on classes fill quickly.
- COPE approval pending.
- CEE courses will be offered each day. Examinations will be mailed to those who request them.

## Section and SIG Symposia

The Academy's Section and SIG Symposia feature the most knowledgeable and respected lecturers. See the Lectures and Workshops description pages for more information.

## Scientific Program

Learn about the latest in research at the Academy's Scientific Program. Scientific and clinical education posters offer a visual presentation of cutting edge research, instructive case reports, clinical education and clinical trials. Scientific and clinical education papers offer cutting edge research presented in fifteen minute lectures. CE credit will again be available in 15 minute increments for all Scientific Program content. A full list of Scientific Program presenters and topics will be provided online at [www.aaopt.org](http://www.aaopt.org).

### New! Evening Poster Special Event

Thursday, October 24, 5:00 – 7:00 PM

Thursday, posters will be limited to a single evening session combined with a cocktail hour including a complimentary drink with meeting registration. Plan to stop by for some CE before heading out to dinner! This will be a great way to catch up on some of the latest research that will be shaping our profession in the years to come.

### New! Hybrid Paper Sessions

These new sessions will bring together the best laboratory and clinical scientists to discuss and debate new developments in vision research. For those who wish to maximize continuing education credits, there will be a new unopposed paper session on Friday morning.

#### LECTURES OFFERED AS CEE

Wednesday, October 23, 2013		
Time	Course	Lecturer(s)
8:00 AM	Systemic Antibiotic Management of Infection and Ocular Disease	Blair Lonsberry
10:00 AM	Neuro-Eye for Primary Eyecare: What's New in Ocular Management	Albert Woods
3:00 PM	Interpreting the OCT	Leo Semes
Thursday, October 24, 2013		
9:00 AM	Vision at Risk: Challenging Clinical Cases	Brian Hall
10:00 AM	Influence of Today's Science on Retina Care in Your Office	Jeffrey Gerson, Diana Shechtman
1:30 PM	Clinical Pearls in Vitreoretinal Surgery	Mohammad Rafieetary
2:30 PM	The Decision-Making Process for Multifocal Contact Lens Prescribing	Thomas Quinn
Friday, October 25, 2013		
10:00 AM	Clinical Conundrums in Glaucoma	Joseph Sowka, Rim Makhoul
10:00 AM	The Necessity of the Neuro-Retinal Rim	Kelly Malloy
2:00 PM	The Secondary Glaucomas	Murray Fingeret
4:00 PM	Common Pediatric Ocular Diseases and Their Treatments	Christine Allison
Saturday, October 26, 2013		
9:00 AM	Ocular Trauma: Tips & Terminology	Valerie Sharpe
10:00 AM	Glaucoma or Neuro? You Make the Call!	Robert Wooldridge
12:30 PM	Ten Things about Refractive Surgery Patient Care	James Colgain
1:30 PM	You Can't Afford to Miss This: Understanding Posterior Ocular Tumors	Carlo Pelino, Lauren Richards

## Residents Day

Saturday, October 26

Resident's Day is a forum where residents have the opportunity to present their interesting case reports or the results of their research projects! Papers will be presented 8:00 AM – 12:00 PM and posters, 1:30 – 3:30 PM. Attendance is open to all.

This special event is for current residents to showcase their work with meeting attendees. Submissions are due August 30, 2013 for Residents Day.

Paper presentations should be approximately 15 minutes, and PowerPoint® is the required method for all presentations. HIPAA rules involving patient identification must be followed by presenters.

For more information, contact Helen Viksnins at [helenv@aaoptom.org](mailto:helenv@aaoptom.org).

### Complimentary Registration for Residents

Current residents of an optometric program may receive complimentary registration for Academy 2013 Seattle, in exchange for working half a day at the meeting for the Lectures & Workshops Committee. Residents will introduce speakers, monitor CE attendance and assist the committee in other various tasks. For more information, contact Melissa Leuschel at [MelissaL@aaoptom.org](mailto:MelissaL@aaoptom.org).



# Special Events

Plenary Session:

Today's Research, Tomorrow's Practice®

## Stem Cells and Ocular Regenerative Therapies

Wednesday, October 23

Noon – 2:00 PM



Amander T. Clark, PhD   Jeffrey Goldberg, MD, PhD   Victor L. Perez, MD

This session will take a fascinating look at the research and clinical applications of ocular regenerative therapies with stem cells. Amander T. Clark, PhD, a cell biologist and geneticist from the UCLA Department of Molecular Cell and Developmental Biology and Institute for Stem Cell Biology and Medicine, will discuss how stem cells hold considerable promise to change the way we treat disease and injury. You will learn about the different types of stem cells available to clinicians and scientists, with an emphasis on embryonic stem cells which are currently being tested in clinical trials to treat Stargardt's Disease.

"Regenerative Therapies for Retina and Optic Nerve" will be presented by Jeffrey Goldberg, MD, PhD, Professor and Director of Research at the Shiley Eye Center at UC San Diego. His research is directed at neuroprotection and regeneration of retinal ganglion cells and other retinal neurons. His laboratory is developing novel stem cell and nanotherapeutics approaches for ocular repair.

Victor L. Perez, MD, Associate Professor of Ophthalmology at the Bascom Palmer Eye Institute, will discuss "Cell Therapies for the Cornea and Ocular Surface." The use of stem cells in the care of patients with anterior segment limbal stem cell deficiency is the standard of care in ophthalmology. Because the corneal surface is easy to access and evaluate, it can readily be used to understand stem cell biology and develop novel "cell replacement" therapies. This lecture will review the present techniques used in the rehabilitation of patients with limbal stem deficiency and will also cover the future direction using ex vivo expansion technology and new markers.

## Monroe J. Hirsch Research Symposium

### Clinical Application of Advanced Ocular Imaging

Thursday, October 24

8:00 – 10:00 AM

Recent advances in ocular imaging using adaptive optics (AO) and optical coherence tomography (OCT) have resulted in the ability to view unprecedented anatomical detail. These technologies are now being applied to clinical disorders in order to understand the anatomical changes associated with the disorder and to diagnose and treat clinical conditions. The Hirsch Symposium will highlight the applications of these imaging techniques to stationary and progressive genetic retinal conditions as well as management of retinal diseases such as age-related macular degeneration. Austin Roorda, PhD, will discuss "Translating Advanced Retinal Imaging into Clinical Application." Jay Neitz, PhD, will present "Retinal Imaging as a Window into Causes and Possible Treatment of Clinical Disorders of Cones and Color Vision." Brandon Lujan, MD, will cover "Spectral Domain OCT Imaging of Age-related Macular Degeneration."

Ezell Fellows Present:

## Progress in Glaucoma Research

Thursday, October 24

1:30 – 3:30 PM

Glaucoma is a group of optic neuropathies in which loss of retinal ganglion cells and their axons can have a significant impact on the patient's visual function, and ultimately leads to blindness. This symposium will showcase three investigators at different stages of their careers. Each doctor trained as optometrists and pursued doctoral research training, during which they received and were encouraged by Ezell Fellowship support. These investigators are working on various aspects of glaucoma, from the etiology of elevated intraocular pressure, a risk factor for the most common form of the disease, to characterization of the nature and relative timecourse of structural and functional losses, and the pathophysiologic mechanisms leading to those losses. Their exciting research findings have implications for early detection and strategies for treatment of the disease to prevent vision loss. Moderator: Laura J. Frishman, PhD, FAAO. Speakers are Thomas Fredo, OD, PhD, FAAO, Brad Fortune, OD, PhD, FAAO, and Nimesh B. Patel, OD, PhD, FAAO.

## Awards Program & Lectures

Friday, October 25

8:00 – 10:00 AM

You are invited to attend the Awards Program where the most deserving optometrists and vision scientists are honored for their research and dedication to the profession. Celebrate these highly regarded recipients as they receive prestigious awards from the Academy.

The Glenn A. Fry and Charles F. Prentice Award recipients will give presentations on their research findings. Continental breakfast will be provided. One hour of CE credit can be earned by attending both hours of the program.

## Product Information Breakfasts

Join us again this year at Product Information Breakfasts at 7:00 AM on Wednesday - Saturday at the meeting. The Academy provides continental breakfast to attendees, and companies share latest information on their products and services to help your practice thrive. No cost to attend, no CE provided. The schedule and locations will be provided at a later time and will be included in the registration packet onsite.



This brochure is sponsored by ALCON - 7

# Lectures and Workshops

## TREATMENT & MANAGEMENT OF OCULAR DISEASE: ANTERIOR SEGMENT

Wednesday, Oct. 23	Thursday, Oct. 24	Friday, Oct. 25	Saturday, Oct. 26
8-9 AM Mites that Eat and Live on your Lids <i>Milton Hom</i>	11 AM-12 PM Pediatric and Adult Orbital Disorders <i>David Sendrowski</i>	10-11 AM Thought Provoking Cases in Anterior Segment <i>Mika Moy, Christina Wilmer</i>	12:30-1:30 PM Herpes - From Simplex to Zoster <i>Michael Lyons</i>
8-9 AM Sutureless Amniotic Membranes: When and How to Use Them <i>Nicholas Colatrella, Jeffrey Varanelli</i>	1:30-3:30 PM Not a Dry Eye in the House! <i>Etty Bitton, Paul Karpecki</i>	11 AM-12 PM Uninvited Guests of the Cornea: Rare and Unusual Infections <i>Joseph Shovlin, Michael DePaolis</i>	2:30-3:30 PM Treating the Eye With Autologous and Allogeneic Serum Administration <i>Clark Newman</i>
10 AM-12 PM A New Paradigm for Confronting and Overcoming Failure in the Treatment of Ocular Disease <i>Donald Korb</i>		2-3 PM The Complete Management of the Corneal Collagen Crosslinking (CXL) Patient <i>Susan Gromacki, Andrew Morgenstern</i>	3:30-4:30 PM Corneal Manifestations of Systemic Disease <i>Joseph Shovlin</i>
2-3 PM How to take the "Recurrent" out of Recurrent Corneal Erosion Syndrome <i>Nicholas Colatrella, Jeffrey Varanelli</i>		3-4 PM Bumps in the Night: Conjunctival Neoplasms <i>David Castells</i>	
3-4 PM Derm-Optometry: Dermatology for the Primary Care OD <i>Carol Rymer</i>			

### Symposia Highlights: Anterior Segment SIG Symposium: "Highlights and Achievements in Ocular Drug Delivery Systems"

Thursday, October 24

10:00 AM – Noon

This symposium will focus on current and future advancements in ocular drug delivery systems. This discussion will include the impact these technologies will have on the management of various anterior segment conditions. Speakers include Lyndon Jones, PhD, FCOptom, FAAO, Ken Eakland, OD, Scott Hauswirth, OD, FAAO, and Jim Thimons, OD, FAAO.

### Anterior Segment SIG Dinner and Symposium: "Management of Complex Anterior Segment Conditions"

Thursday, October 24

7:00 – 9:00 PM

This seminar will discuss optometry's role in the management of complex anterior segment conditions. This rapid fire discussion will include both pharmaceutical and surgical treatment options available and provide tools for proper management. Speakers are David Kading, OD, FAAO, Derek Cunningham, OD, FAAO, Tracy Schwartz, OD, FAAO, and Larry Henry, OD, FAAO.

## CONTACT LENSES

### Symposia Highlights: Section on Cornea, Contact Lenses & Refractive Technologies Symposium: "New Frontiers in Corneal Transplantation"

sponsored by

**BAUSCH + LOMB**

Friday, October 25

3:00 – 6:00 PM

(concludes with section Awards Ceremony)

Penetrating keratoplasty (PK) has been the gold standard for the surgical treatment of most corneal pathologies for decades. More recently however, lamellar keratoplasty has evolved as an alternative by virtue of innovations in surgical techniques which have been developed, modified or improved with new instrumentation. This has created a veritable alphabet soup of procedures with which the contact lens and anterior segment specialist must become acquainted. Speakers are Mark Terry, MD, Loretta B. Szczotka-Flynn, OD, PhD, FAAO, Louise Sclafani, OD, FAAO, Cristina Schnider, OD, MBA, FAAO, and Victor Perez, MD.

Wednesday, Oct. 23	Thursday, Oct. 24	Friday, Oct. 25	Saturday, Oct. 26
8-10 AM Understanding Contemporary Contact Lens Care Products <i>Susan Gromacki, Michael Ward</i>	9-11 AM How Small Should a Big Contact Lens Be - A Debate <i>Langis Michaud, Christine Sindt</i>	10 AM-12 PM Multifocal Contact Lens Patient Selection Fitting and Problem-Solving <i>Edward Bennett, Vinita Henry</i>	8-9 AM Video Grand Rounds: Tips for your GP Fits <i>Dawn Lam, Annie Chang</i>
10 AM-12 PM A Comprehensive System for Managing Your Keratoconus Patients with Contact Lenses <i>Mark Andre, Patrick Caroline</i>	11 AM-12 PM The Practical Application of Corneal Topography in Clinical Practice <i>Randy Kojima, Patrick Caroline</i>	2-3 PM New Soft Lens Designs for the Keratoconic Cornea <i>Joel Silbert</i>	9-10 AM Contact Lens Fitting for Sports Vision Patients <i>Kristine Dalton</i>
2-4 PM The Trouble with Sclerals: Problem Solving in Tough Cases <i>Jeffrey Sonsino, Muriel Schornack</i>	1:30-2:30 PM Analysis and Comparison of Scleral Lens Fitting Techniques <i>Josh Lotoczky, Bruce Morgan, Craig Norman</i>		10-11 AM Bandage Contact Lenses in the Optometric Practice <i>Long Tran</i>
4-5 PM Contact Lens Assessment in Youth - Transition from Research to Practice <i>Beth Kinoshita, Dawn Lam</i>	2:30-4:30 PM The Decision-Making Process for Multifocal Contact Lens Prescribing <i>Thomas Quinn</i>		11 AM-12 PM Corneal Reshaping Update: 2013 and Beyond <i>Michael Lipson</i>
	3:30-4:30 PM Post-Intacs Contact Lens Fitting Strategies <i>Clark Chang, Barry Eiden</i>		1:30-2:30 PM Contact Lenses For Infant Aphakia <i>Daniele Saltarelli</i>
	4:30-5:30 PM Precision Prescribing of Gas Permeable Contact Lenses <i>Matthew Lampa</i>		



## BINOCULAR VISION/PEDIATRICS

Wednesday, Oct. 23	Thursday, Oct. 24	Friday, Oct. 25	Saturday, Oct. 26
8-9 AM Things Aren't Always as They Appear <i>Richard London</i>	9-11 AM Eye on Reading <i>John Tassinari, Eric Borsting</i>	2-3 PM Visual Information Processing (VIP) for Your Very Important Patients <i>Don Lyon</i>	10-11 AM Pediatric Cortical Visual Impairment <i>Dominick Maino</i>
9-10 AM How to Examine Infants Toddlers and Preschoolers <i>Wendy Marsh-Tootle</i>	11 AM-12 PM Management of Accommodative Disorders <i>Kelly Frantz</i>	3-4 PM Handling Hard to Handle Kids <i>Regina Garriott, Rachel Coulter</i>	11 AM-12 PM Infantile Esotropia-Diagnosis and Treatment <i>Curtis Baxstrom</i>
10 AM-12 PM Efficient and Effective Diagnosis and Treatment of Strabismus and Amblyopia <i>David Kirschen</i>	1:30-2:30 PM Cortical Visual Impairment and Blindness: Functional Implications and Rehabilitation <i>Kia Eldred</i>	4-6 PM Common Pediatric Ocular Diseases and Their Treatments <i>Christine Allison</i>	12:30-1:30 PM A Practical Approach to Traumatic Brain Injury for the Primary Care OD <i>Geeta Girdher, Navjit Sanghera</i>
2-3 PM Management of Acquired Binocular Vision Disorders in the Adult Population <i>Kia Eldred</i>	2:30-3:30 PM Management Options for the Diplopic Patient <i>Richard London</i>		2:30-4:30 PM Diagnosis and Management of Intermittent Exotropia: Pearls and Paradigms <i>Susan Cotter, Angela Chen</i>
	3:30-4:30 PM Challenges in Amblyopia Management <i>Timothy Hug</i>		
	4:30-5:30 PM Sports Vision Grand Rounds <i>Graham Erickson, Fraser Horn</i>		

### Symposia Highlights: Binocular Vision, Perception & Pediatric Optometry Section Symposium: "Management of Adult Strabismus: Controversies & Conundrums"

Wednesday, October 23

3:00 – 5:00 PM

Strabismus treatment is not only for kids! Adult strabismus, whether recent-onset or longstanding, compromises binocular function, can cause diplopia and other symptoms, and is associated with wide-ranging effects on various aspects of patients' lives, particularly psychosocial functioning. Clinical pearls for non-surgical and surgical management and pre- and post-surgical considerations for patients with adult strabismus will be provided. Speakers are Susan Cotter, OD, MS, FAAO, David Stager Sr., MD, Jonathan M. Holmes, MD, and Richard London, MS, OD, FAAO.

## GLAUCOMA

### Symposia Highlights: Glaucoma SIG Symposium: "Point-Counter Point: Evidence-Based Decisions in Glaucoma Management"

Friday, October 25

4:00 – 6:00 PM

This symposium will present glaucoma management decisions via point-counter point analysis with support from the peer reviewed literature in glaucoma. Each panelist will take part in reviewing recent noteworthy clinical studies in glaucoma and utilize this data to discuss management conundrums where the treatment strategy may differ. Panelists include Aaron A. Kuzin, MD, Richard Madonna, OD, FAAO, Michael Sullivan-Mee, OD, FAAO, and Kathy Yang-Williams, OD, FAAO.

Wednesday, Oct. 23	Thursday, Oct. 24	Friday, Oct. 25	Saturday, Oct. 26
AAO/OGS Joint Symposium 8 AM-10 AM New Approaches to the Clinical Examination in Glaucoma 10 AM - 12 PM Lasers to St. Lucia: The Tailoring of Glaucoma Therapy <i>Claude Burgoyne, Anthony Realini, Ronald Harwerth</i>	9-10 AM Glaucoma Progression Analysis Using Visual Fields and OCT <i>David Hicks</i>	10 AM-12 PM Clinical Conundrums in Glaucoma <i>Joseph Sowka, Rim Makhlof</i>	8-10 AM Laser Procedures for the Management of Glaucoma and More <i>Nathan Lighthizer</i>
3-4 PM The Case For Neuroprotection in Glaucoma <i>Jeffrey Goldberg</i>	10-11 AM The Optic Nerve in Glaucoma <i>John Flanagan, Blair Lonsberry</i>	2-4 PM The Secondary Glaucomas <i>Murray Fingeret</i>	12:30 – 2:30 PM New Developments in Glaucoma Diagnosis and Care <i>Robert Wooldridge</i>
	11 AM-12 PM Enlarged Optic Nerve Cupping: Differentiating Between Glaucoma and Compressive Optic Neuropathy <i>Andrew Mick</i>		2:30-3:30 The Pressure is On: Managing Acute Highly Elevated IOP <i>Lorne Yudcovitch</i>

## JURISPRUDENCE

Wednesday, Oct. 23	Thursday, Oct. 24	Friday, Oct. 25	Saturday, Oct. 26
4-5 PM Does Your Practice Meet the Standard of Care for Optometry? <i>Robert Dister, Michael Harris</i>	3:30-4:30 PM Ethics and Eyecare <i>Kevin Roe, Michael Harris</i>		8-10 AM Prevention of Medical Errors <i>Joseph Sowka, Barry Frauens</i>
			12:30-2:30 PM Florida Jurisprudence <i>Melanie Crandall</i>



# Lectures and Workshops (continued)

## GENERAL OPTOMETRY

Wednesday, Oct. 23	Thursday, Oct. 24	Friday, Oct. 25	Saturday, Oct. 26
9-10 AM HD OCT Cornea and Anterior Segment Case Presentations <i>Michael Cymbor</i>	9-11 AM Vision at Risk: Challenging Clinical Cases <i>Brian Hall</i>	10 AM-12 PM Cosmetic and Health Related Considerations of the Maturing Population <i>Louise Scalfani, Christine Sindt, Kimberly Reed</i>	9-11 AM Ocular Trauma: Tips & Terminology <i>Valerie Sharpe</i>
3-5 PM Interpreting the OCT <i>Leo Semes</i>	9-10 AM Driving Under The Influence of Carotenoids <i>Stuart Richer</i>	3-5 PM OVS Presents: Myopia – Clinical Advances From Research <i>Anthony Adams, Donald Mutti, Earl Smith, Jane Gwiazda, Thomas Norton</i>	9-11 AM Principles of Visual Field Testing and Perimetry <i>Chris Johnson</i>
	11 AM-12 PM The Emerging Link Between Nutrition, Genomics and Visual Performance <i>Joseph Pizzimenti</i>	5-6 PM The Low Down on Falls in Older Adults and the Optometrist's Role <i>Susan Leat</i>	10-11 AM New Vision Tests Revealing Early Loss in Eye Disease <i>Jeff Rabin</i>
	1:30-2:30 PM Ocular Prosthetics in the Optometric Practice <i>Sunny Sanders, Brett Larson</i>		11 AM-12 PM Myopia Management in Clinical Practice <i>Kate Johnson</i>
	2:30-3:30 PM Genetic Testing for Inherited Eye Diseases <i>Mark Wilkinson</i>		1:30-3:30 PM The Genomics Revolution and Optometric Practice <i>Charles Wormington</i>
	3:30-4:30 PM Important Mental Health Conditions for the Optometrist <i>David Bright</i>		2:30-3:30 PM Today's Technology: Yesterday's Eye Exam <i>Mark Rosenfield</i>
	4:30-5:30 PM Off-Label use of Ophthalmic Lenses <i>Dennis Fong</i>		3:30-4:30 PM A Lens with a View - Calculating the Field of View in Progressive Addition Lenses <i>Dennis Fong</i>
			3:30-4:30 PM Integrating Holistic Principles and Homeopathy into Your Practice <i>Elise Brisco</i>

Looking for the Preliminary Education Grid? It will be available online at [www.aaopt.org](http://www.aaopt.org) as details are finalized. A final Education Grid will also be provided in the registration packet onsite.



### Symposia Highlights: Optometric Education Section Symposium: "Blended Learning in Clinical Optometric Procedures Education"

Friday, October 25  
4:00 – 6:00 PM

This session will highlight research studies related to blended learning models in education. Speakers are Robert DiMartino, OD, MS, FAAO, Rebecca Kammer, OD, PhD, FAAO, Denise Goodwin, OD, FAAO and Len Hua, OD, PhD, FAAO.

### Primary Care Section Symposium: "Obesity and Eye Care"

Friday, October 25  
4:00 – 6:00 PM

During the past 20 years, there has been a dramatic increase in obesity in the United States. More than one-third of U.S. adults (35.7%) and approximately 17% (or 12.5 million) of children and adolescents aged 2–19 years are obese. The medical care costs of obesity in the United States are staggering. In 2008 dollars, these costs totaled approximately \$147 billion. This symposium will bring the primary care optometrist up to date on the obesity epidemic as well as what they should do in their practice to intervene. Speakers include Melvin D. Shipp, OD, DrPH, FAAO, Kimberly Reed, OD, FAAO, and Gregory S. Wolfe, OD, MPH, FAAO.

### Public Health & Environmental Vision Section Symposium: "Integration of Public Health and Primary Care to Improve a Population's Health"

Thursday, October 24  
3:30 – 5:30 PM

This session will address issues of why we should explore the integration of population health and primary care, as well as how the integration can be accomplished and the expected outcomes. This session will also highlight the changes that must occur in clinical practice in order to accomplish these changes. Speakers will include Debbie L. Hettler, OD, MPH, FAAO, Andrew M. Archila, OD, MBA, FAAO, Catherine P. Kaminetzky, MD, MPH, Betty Bekemeier, PhD, MPH, RN, and Beth Kneib, OD.

### Vision in Aging SIG Symposium, co-sponsored with the Public Health & Environmental Vision Section: "Maintaining Independence through Technology"

Thursday, October 24  
10 AM – 12 Noon

Older adults are the fastest growing age group using computer and communication technology. We all adapt our devices to suit our needs (change font, contrast, brightness, size). Are adaptations for those who are older a continuum of what younger people do naturally or do older people need specific advice in order to use technology to its best advantage in the face of age-related changes to vision, hearing and dexterity? This symposium will describe some of the aging changes that may present barriers to the use of technologies, and will discuss how adaptations of the technology itself and optometric intervention can enable continued use of technology which is important to the maintenance of independence. Speakers include George Demiris, PhD, FACMI, Douglas Lane, PhD, ABPP, Daniel Hubbell Sr., Dr. Mark Swanson, OD, MSPH, FAAO, and Dr. Irene Yang, OD, FAAO.



## LOW VISION

Wednesday, Oct. 23	Thursday, Oct. 24	Friday, Oct. 25	Saturday, Oct. 26
8-9 AM Should My 99 Year-old Stepfather Be Allowed to Drive? <i>Robert Dister, Michael Harris</i>	9-10 AM Determining Statutory Blindness and Visual Disability <i>David Lewerenz</i>	10-11 AM Telescopes: Magnification and Beyond <i>Robert Greer</i>	8-9 AM Vision Rehabilitation of Patients with Stroke <i>Karen Squier</i>
9-10 AM Evaluation and Management of Children with Visual Impairments <i>Mark Wilkinson</i>	1:30-2:30 PM Clinical and Technical Considerations in Prescribing Spectacle Mounted Telescopes <i>Henry Greene</i>	11 AM-12 PM Eleven Pearls for the Low Vision Evaluation <i>William Brown</i>	9-10 AM Maximizing Visual Function: A Grand Rounds Discussion on Young and Working Age Adults <i>Judith Goldstein, Alexis Malkin, Tiffany Chan</i>
10 AM-12 PM Low Vision Technology Update 2013: Computer, Video, Mobile and More <i>Michael Fischer, William O'Connell</i>	2:30-3:30 PM In the Middle: Helping Visually Impaired Patients with Their Mid-range Needs <i>David Lewerenz</i>	2 -3 PM Breaking Bad News: Can We Do Better? <i>Elli Kollbaum</i>	
2-3 PM Characteristics and Prescription of Stand Magnifiers <i>William Brown</i>	3:30 -5:30 PM Assessment of Reading Vision in Low Vision Patients <i>Ian Bailey, Jonathan Jackson</i>	3-4 PM Charles Bonnet Syndrome: The Realities of a Visual Disturbance <i>Sara Shkalm</i>	
3-4 PM Considerations in Geriatric Patients Seeking Outpatient Low Vision Services <i>Judith Goldstein</i>			
4-5 PM Simulations in Vision Rehabilitation: The Good the Bad and the Ugly <i>Eli Peli</i>			

### Symposia Highlights: Low Vision Section Symposium: "Prosthetic Vision: Where We Are Now and Where We Are Going"

Friday, October 25

4:00 – 6:00 PM

Hundreds of thousands of people worldwide suffer from retinal degenerative diseases that have left them with little or no vision. The FDA is currently considering the approval of a retinal prosthesis, making it imperative that optometrists understand this technology to better serve their patients. This symposium will provide the most up to date information about the challenges of working with a degenerating retina for prosthetic vision, the different prosthetic vision projects going on worldwide, rehabilitation of patients with prosthetic vision, and psychological considerations for people who have received or are contemplating implantation of prosthetic vision devices. Speakers include Gislin Dagnelie, PhD, FAAO, Bryan Jones, PhD, Duane Geruschat, PhD, and Frank Lane, PhD.

## NEURO-OPTOMETRY

### Symposia Highlights: 2013 Lawrence G. Gray Memorial Symposium on Neuro-Ophthalmic Disorders

Wednesday, October 23

7:00 – 9:10 PM

Learn about determining the urgency of neuro-ophthalmic presentations, differentiating glaucomatous from non-glaucomatous optic neuropathies, and the application of human-computer interface technology in relation to Devic's Disease. Speakers include prominent neuro-ophthalmologists including Steven R. Hamilton, MD, Craig H. Smith, MD, and Joseph Sowka, OD, FAAO.

Wednesday, Oct. 23	Thursday, Oct. 24	Friday, Oct. 25	Saturday, Oct. 26
8-9 AM Pearls, Trick Questions and Head Scratchers: Cases in Neuro-Optometry <i>Mika Moy, Christina Wilmer</i>	1:30-2:30 PM The Neuro-Ophthalmology of Concussion <i>Danielle Leong, Leonard Messner</i>	10 AM-12 PM The Necessity of the Neuro-Retinal Rim <i>Kelly Malloy</i>	9-10 AM Management of Nystagmus <i>Graham Erickson</i>
10 AM-12 PM Neuro-Eye for Primary Eyecare: What's New in Ocular Management <i>Albert Woods</i>	3:30-4:30 PM Functional Vision Loss <i>Kelly Malloy</i>	2-3 PM Nuances of Giant Cell Arteritis <i>Anthony DeWilde</i>	10 AM-12 PM Glaucoma or Neuro? You Make the Call! <i>Robert Wooldridge</i>
4-5 PM Neuroimaging 101 for the Optometrist <i>Denise Goodwin</i>			1:30-2:30 PM Anisocoria - Now What? <i>Richard Mangan</i>



# Lectures and Workshops (continued)

## PHARMACOLOGY

Wednesday, Oct. 23	Thursday, Oct. 24	Friday, Oct. 25	Saturday, Oct. 26
8-10 AM Systemic Antibiotic Management of Infection and Ocular Disease <i>Blair Lonsberry</i>	9-10 AM Off Label Uses of Common Medications <i>Jeffrey Varanelli, Nicholas Colatrella</i>	10 AM-12 PM Systemic Medications for Special Populations: Treating the Young and the Old <i>Bruce Onofrey</i>	8-10 AM Current Trends in Medical Management <i>Ron Melton, Randall Thomas</i>
10 AM-12 PM My Doctor Told Me to Get an Eye Exam Because..... <i>Bruce Onofrey</i>	4:30-5:30 PM Hash is Here: What the Eyecare Practitioner Needs to Know About Marijuana and the Eye <i>Katherine Shen, Dave Kading</i>	3-4 PM Off-label Use of Cyclosporine in Eye Care <i>William Townsend</i>	10-11 AM Systemic Medications and Optic Neuropathy <i>Matthew Simpson</i>
		4-5 PM Prescribing Oral Antivirals <i>Greg Caldwell</i>	12:30-1:30 PM Prescribing Oral Antibiotics <i>Greg Caldwell</i>

## PUBLIC HEALTH

Wednesday, Oct. 23	Thursday, Oct. 24	Friday, Oct. 25	Saturday, Oct. 26
2-3 PM Optometric Care in Unconventional Settings <i>Mark Ventocilla</i>		3-4 PM Barriers to Diabetic Care Among the At-Risk Population <i>MaryAnn Ragone, Imran Khan</i>	8-9 AM When Equal is Not Equal: Generics vs. Brands <i>Agustin Gonzalez, Mel Friedman</i>
			10 AM-12 PM Eyeing Abuse: Optometry and Domestic Violence <i>Michael Giese</i>
			2:30-3:30 PM Shared Decision Making - Improving Patient Outcomes <i>Lori Grover</i>

## PRACTICE MANAGEMENT

Wednesday, Oct. 23	Thursday, Oct. 24	Friday, Oct. 25	Saturday, Oct. 26
3-5 PM Medical Compliance with Billing and Coding 2013 <i>Michael McGovern, Richard Soden</i>			8-9 AM The (E)Xtreme Sports Vision Practice <i>Frederick Edmunds</i>
			8-9 AM Optometric Practice Management: An OD-MBA's Perspective <i>Raymond Brill</i>

## ELLERBROCK GRAND ROUNDS SESSIONS – NOW IN 1-HR CE BLOCKS!

Wednesday, Oct. 23	Thursday, Oct. 24	Friday, Oct. 25	Saturday, Oct. 26
2-3 PM <b>Ellerbrock Presents: Grand Rounds I</b> Grand Rounds: A Tale of White Spots <i>Stephanie Klemencic</i> Grand Rounds: Cytomegalovirus Retinitis in the Setting of an Undiagnosed HIV infection in an Asymptomatic Patient <i>Tracy Doll</i> Hey Doc, I Think She Should Be on 'Mystery Diagnosis' <i>Tina Porzukowiak</i>	9-10 AM <b>Ellerbrock Presents: Grand Rounds III</b> Spots and Dots: Diagnosis and Treatment of Multiple Evanescent White Dot Syndrome <i>Raman Bhakhri</i> Charles Bonnet Syndrome secondary to Pleomorphic Xanthoastrocytoma (PXA) Status Post a Right Parieto-Occipital PXA Lesionectomy <i>Corrie Weitzel</i> Every Possible Complication <i>Stuart Podell</i>	10-11 AM <b>Ellerbrock Presents: Grand Rounds V</b> When lightning strikes twice: Seven Cases of Stevens-Johnson Syndrome and Corneal Ectasia <i>Karen Carrasquillo</i> A New Meaning To Flashes <i>Annie Wan</i> Iris Implants and the Harmful Effects of Post-Implantation <i>Saurin Patel</i>	12:30-1:30 PM <b>Ellerbrock Presents: Grand Rounds VII</b> Orbital vs Preseptal Cellulitis <i>Victoria Butcko</i> Hyphema in a Brittle Diabetic <i>Christopher Cordes</i> Cranial Nerve Palsy Cornucopia <i>Richard Frick</i>
3-4 PM <b>Ellerbrock Presents: Grand Rounds</b> The role of SD- OCT in the diagnosis and management of a solitary choroidal granuloma <i>Sarah McIver</i> NVD, NVE and...NVF? An Introduction to Foveal Neovascularization <i>Lynn Ueshiro</i> A Case Report of Non- Pulmonary Sarcoidosis with Ocular Manifestations <i>Brian Mahoney</i>	10-11 AM <b>Ellerbrock Presents: Grand Rounds IV</b> The Incredible Shrinking Brain <i>Kelly Malloy</i> Case of "The Not-So-Fun House"; in Lateral Medullary Infarct <i>Lynn Greenspan</i> Nasopharyngeal Carcinoma with Ocular Involvement <i>Jessica Ellis</i>	11 AM-12 PM <b>Ellerbrock Presents: Grand Rounds VI</b> ARC Smackdown! <i>Josephine Owoeye</i> The management of refractive error in complex paediatric disability. <i>Jonathan Jackson</i> Post-concussive Ptosis in a Teenage Female <i>Michelle Wertelet</i>	1:30-2:30 PM <b>Ellerbrock Presents: Grand Rounds VIII</b> Bringing the Pain: Complications from Contact Lenses purchased at a Skateshop <i>Aaron McNulty</i> How to help a patient who sees too well: a case of refractive adaptation <i>Langis Michaud</i> Scleral lens management on an infant with exposure keratopathy <i>Vivian Phan</i>



## TREATMENT & MANAGEMENT OF OCULAR DISEASE: POSTERIOR SEGMENT

Wednesday, Oct. 23	Thursday, Oct. 24	Friday, Oct. 25	Saturday, Oct. 26
9-10 AM Exploring the Globe with Technologies That Image a Mile Wide and a Mile Deep <i>Jerome Sherman</i>	9-10 AM New Methods in Diagnosing AMD <i>Steven Ferrucci</i>	2-3 PM The Use of OCT in the Diagnosis and Management of Macular Holes, Cysts, Pseudoholes, and Lammellar Holes <i>Douglas Coon</i>	11 AM-12 PM Optical Coherence Tomography (OCT): Posterior Segment Applications <i>Nancy Wong</i>
9-10 AM Intravitreal Injections: Can They Treat Everything? <i>Leonid Skorin</i>	10-11 AM Optic Nerves that Pale in Comparison <i>Edward Chu</i>	2-3 PM Panoramic Fundus Autofluorescence : Clinical Applications and Limitations <i>Jerome Sherman</i>	1:30-3:30 PM You Can't Afford to Miss This: Understanding Posterior Ocular Tumors <i>Carlo Pelino, Lauren Richards</i>
2-3 PM Updates and Advances in OCT and FAF technology for Vision Threatening Disease <i>Khadija Shahid, Bernard Szirth</i>	10 AM-12 PM Influence of Today's Science on Retina Care in Your Office <i>Jeffry Gerson, Diana Shechtman</i>	3-4 PM The Essence of Fundus Autofluorescence in Hereditary Retinal Disease <i>Sherry Bass</i>	
2-3 PM Diabetic Retinopathy <i>Steven Ferrucci</i>	11 AM- Noon Moving the Bull's Eye: An Update on Plaquenil & the Eye <i>Todd Peabody, Richard Meetz</i>		
3-4 PM Current Treatment Options for Wet AMD <i>Steven Ferrucci</i>	1:30-3:30 Clinical Pearls in Vitreoretinal Surgery <i>Mohammad Rafieetary</i>		
	4:30-5:30 Epiretinal Membranes - What Are They All About? <i>William Jones</i>		

### Symposia Highlights: Vision Science Section: ARVO/ AAO Joint Symposium: "Advanced Optical Measurements of the Retina in Diabetes and Glaucoma"

Thursday, October 24

3:30 – 5:30 PM

This session will bring together experts in advanced imaging and clinical researchers to educate clinicians and vision scientists about the rapidly changing field of retinal imaging, with an emphasis on new techniques which provide information targeted towards glaucoma and diabetic changes. Speakers include Ann E. Elsner, PhD, FFAO, Ruikang Wang, PhD, David Huang, MD, PhD, Stacey Choi, PhD, John Flanagan, BsC, PhD, FFAO, and Stephen A. Burns, PhD, FFAO.

### Ocular Nutrition SIG Symposium: "Conclusions and Controversies: AREDS II and Future Directions to AMD Management"

Wednesday, October 23

10:00 AM - Noon

This session will provide a brief overview of AREDS II conclusions and a review of controversies related to this study. Speakers will include Dennis Ruskin, OD, FFAO, Kimberly Reed, OD, FFAO, Larry Alexander, OD, FFAO, Stuart Richer, OD, PhD, FFAO, and A. Paul Chous, MA, OD, FFAO.

## REFRACTIVE SURGERY MANAGEMENT

Wednesday, Oct. 23	Thursday, Oct. 24	Friday, Oct. 25	Saturday, Oct. 26
	1:30-2:30 PM Conundrums in Corneal Surgery <i>Michael DePaolis</i>	2-3 PM High Risk Refractive Surgery <i>Derek Cunningham</i>	12:30-2:30 PM Ten Things about Refractive Surgery Patient Care <i>James Colgain</i>
	2:30-3:30 Corneal Refractive Surgery Enhancements <i>Eric Polk</i>		2:30-3:30 The Primary Care Optometrist's Role in the World of Premium IOLs <i>Kevin Jackson</i>

# Lectures and Workshops (continued)

## SYSTEMIC/OCULAR DISEASE

Wednesday, Oct. 23	Thursday, Oct. 24	Friday, Oct. 25	Saturday, Oct. 26
8-10 AM So I Have a Patient with Uveitis in My Chair. Now What?!	2:30-3:30 PM Alzheimer's Disease: Causes, Treatments and Ocular Manifestations	10-11 AM Diabetes Trends: What's New and What's Still True	8-9 AM Thyroid Dysfunction and the Eye
<i>Scott Robison, Wanda Martinez</i>	<i>Patsy Harvey</i>	<i>Jeffry Gerson, Paul Chous</i>	<i>Greg Caldwell</i>
10 AM-12 PM Diabetes and The Eye: What We Must Know		11 AM-12 PM Alzheimer Disease: An Update With Answers to Common Questions	9-10 AM STDs and the Eye
<i>William Townsend</i>		<i>Leonid Skorin</i>	<i>Susan Kovacich</i>
2-3 PM Primary Eye Care for the Hypertensive Patient: Management of Hypertensive Crises		4-6 PM The Eye in Systemic Disease: Manifestations, Workup, Medical and Nutritional Management	10-11 AM The Optometrists' Role in Managing Chronic Graft versus Host Disease
<i>Tiffenie Harris</i>		<i>Albert Woods</i>	<i>Muriel Schornack, Alan Kwok</i>
4-5 PM Sinusitis: Nothing to Sneeze At			11 AM-12 PM Beyond Retinopathy: Ten Key Factors in Diabetes Wellness
<i>Leonid Skorin</i>			<i>Joseph Pizzimenti, Carlo Pelino</i>
			12:30-1:30 PM New Advances in and Retinal Management of Hepatitis C Treatment
			<i>Jim Williamson</i>
			3:30-4:30 PM A Second Look at Carotid Disease and Stroke: Review and Evidence-based Guidelines
			<i>Brett Bence</i>

## WORKSHOPS

Wednesday, Oct. 23	Thursday, Oct. 24	Friday, Oct. 25	Saturday, Oct. 26
8-10 AM OVS Workshop: Fundamentals for Authors and Reviewers	9 AM-12 PM Hi-Tech Workshop in the Detection of Glaucoma and Retinal Disease	10 AM-12 PM Basics of Scleral Lens Fitting: It's as Easy as 1-2-3	8-11 AM Visual Information Processing: A Hands on Approach
<i>Anthony Adams, Mark Bullimore, Susan Cotter, Lyndon Jones, Ruth Manny, Donald Mutti, Larry Alexander, Michael Twa, Kurt Zadnik, Jerry Stein</i>	<i>Sherry Bass, Jerome Sherman</i>	<i>Melissa Barnett, Jason Jedlicka, Mindy Toabe, Lynette Johns</i>	<i>Marc Taub, Karen Kehbein, Paul Harris</i>
10 AM-12 PM Fitting Peripheral Prisms for Hemianopia	10 AM-12 PM Everything You Wanted to Know about Punctal Occlusion	10 AM-12 PM Hospital Based Optometric Care for Acquired Brain Injury (ABI) / Traumatic Brain Injury (TBI)	9 AM-12 PM Injectable Medications in Primary Eyecare
<i>Eli Peli</i>	<i>Walter Potaznick, Irwin Shwom</i>	<i>Paul Harris, Marc Taub</i>	<i>Andrew Rixon, Mike Dorkowski, Scott Ensor, John Neal</i>
2-5 PM Fitting GP Contact Lenses Beyond the Limbus	1:30-3:30 PM Getting a Better View of the Fundus	2-4 PM Advanced Examination of the Retina: Scleral Indentation and Retinal 3-Mirror	
<i>Stephen Byrnes, Ronald Watanabe</i>	<i>Caroline Pate, Elizabeth Steele</i>	<i>Meredith Whiteside, Nimesh Patel, John Shan</i>	
4-5 PM Constructing Your Course Management System	1:30-4:30 PM Incorporating Low Vision into a Primary Care Practice	2-4 PM Technology Workshop for Low Vision Providers	
<i>Raymond Chu</i>	<i>Marc Taub, So Yeon Lee, Cynthia Heard, Anna Schlesselman</i>	<i>Michael Fischer, William O'Connell</i>	
	3:30-5:30 PM Gonioscopy and Identification of Normal and Abnormal Angle Structures		
	<i>Kelly Thompson, Matthew Hochwalt, Gregory Kiracofe</i>		

## PERI-OPERATIVE MANAGEMENT OF OPHTHALMIC SURGERY

Wednesday, Oct. 23	Thursday, Oct. 24	Friday, Oct. 25	Saturday, Oct. 26
4-5 PM Premium IOLs: When Things Don't Go as Planned	4:30-5:30 PM Successful Management of Your Cataract Patients	5-6 PM Providing Optimal Optics For Your Astigmatic Cataract Patients	11 AM-12 PM Co-management in Oculoplastics
<i>Eric Polk</i>	<i>Maynard Pohl</i>	<i>David Geffen</i>	<i>Jolyn Wei, Jonathan Kim</i>
			3:30-4:30 PM Preservation of the Corneal Graft
			<i>Aaron Bronner, Jeffrey Urness</i>



# American Optometric Foundation



The American Optometric Foundation is one of optometry's largest sources of scholarships, fellowships, residency awards and grants. Through private endowments and our corporate partners, this year the Foundation will give over \$300,000 to optometry's youngest and brightest. Be an active participant in the future of optometry, give to your Foundation.



## What You Can Do...

The generosity of the optometric community helped to raise over \$177,000 at Academy 2012 Phoenix. Continue the support in 2013. There are several ways you can help:

- Donate when you register
- Donate your speakers honorarium
- Donate an item to the Silent Auction
- Bid on an item in the Silent Auction
- Visit the AOF booth in the exhibit hall and make a donation or complete a pledge form
- Include a donation when you RSVP for the AOF Celebration Luncheon

## MEET YOUR 2013 EZELL FELLOWS

Stop by the AOF exhibit booth, #625, and meet with Ezell Fellows—our future academic leaders. Discuss the cutting edge science and learn why your generous donation is so important in aiding new optometric talent achieve great things.

## SILENT AUCTION

The AOF Silent Auction begins in the Exhibit Hall and concludes at the Celebration Luncheon. Arrive early to join your colleagues and make last minute bids on your favorite item.

If you would like to donate an item for this year's Silent Auction, contact Tracy Kitts, Foundation Coordinator, at [TracyK@aaoptom.org](mailto:TracyK@aaoptom.org) or 321-710-3936 to discuss your plan. Your donated items are in-kind, tax deductible contributions at fair market value.

## AOF CELEBRATION LUNCHEON

Saturday, October 26th  
11:00 AM – 1:30 PM

Join the American Optometric Foundation in Seattle as we celebrate the 2013 award recipients and honor the contributors and sponsors who make the Foundation a leading supporter of optometric education, research, and leadership.

Look for your online invite this summer.



*Remember that all donations to the Foundation are tax deductible. We encourage you to include the Foundation in your estate planning. Talk with AOF volunteers and staff in Seattle.*



# Pre-Meetings

## Armed Forces Optometric Society Annual Meeting

**Monday & Tuesday, October 21-22, 2013**

The Armed Forces Optometric Society (AFOS), one of the largest AOA affiliates, will convene its 45th Annual Meeting prior to Academy 2013 Seattle. As in past years, the venue will provide opportunities to meet and interact with fellow federal service optometrists and share information and discuss current issues facing federal service optometry, to mentor and to be mentored, as well as providing continuing education for optometrists in all branches of the federal service (Departments of the Air Force, Army, Navy, and Veterans Affairs, the Public Health Service and Civil Service Optometry).

There will be service-specific breakout sessions in order to meet with their service leaders, the annual business meeting, an exhibit hall specific to federal service optometrists, the President's reception as well as continuing education by some of our finest lecturers. AFOS welcomes all interested in federal service optometry to attend and join us at our conference.

For more information or to register for the conference, please go to the AFOS website at [www.afos2020.org](http://www.afos2020.org).

## Ocular Nutrition Society (ONS)

The Ocular Nutrition Society will hold its 2013 Fall Educational Symposium on Tuesday, October 22, 2013. The program will offer six hours of education in nutrition for eye care followed by the famous, "Cabernet, Chocolate and Chatter" social hour event. For more information visit [www.ocularnutritionssociety.org](http://www.ocularnutritionssociety.org).

## Optometric Council on Refractive Technology (OCRT) Tuesday, October 22, 2013

The OCRT's 10th Annual Refractive Technology symposium will be held the day before Academy 2013 Seattle. The brightest minds in cornea and lens-based refractive technologies will discuss the latest innovations and trends in patient care and treatment solutions. They will feature complicated and atypical case studies. The symposium also includes presentations on the most recent research in refractive technology. The meeting is interactive, providing a unique forum to share your ideas, thoughts, and experiences with your colleagues. Eight hours of COPE-approved CE will be awarded to attendees. The registration fee includes a continental breakfast and lunch.

For more information on the OCRT, please visit <http://www.ocrt.org>. If you have questions about this meeting, contact Dr. David Geffen at [dig2020@aol.com](mailto:dig2020@aol.com).

## Diplomate Preparatory Courses

Attendees must register for the annual meeting in order to register for Diplomate preparatory courses.

### BVPPO Section Diplomate Preparatory Course

**Tuesday, October 22, 2013, 8:00 AM – 6:00 PM**

Lunch included

The BVPPO Section developed an exciting new course, "Diplomate Preparatory Course" to help you accelerate your completion of the Diplomate Process! This event consists of a full day of outstanding lectures and workshops with the most challenging topics on the BVPPO Section's Diplomate exam, presented by recognized Academy speakers. Participants in this course will have a "jump-start" on the Diplomate pathway, by taking advantage of this specifically designed support, conveniently scheduled the day before the Annual Meeting. Nine hours of CE credit will be awarded (COPE Approval pending). In addition, all registrants who submit their Diplomate application during Academy 2013 Seattle will have the application fee (\$100) waived!

Attaining BVPPO Diplomate status distinguishes you in your area of specialty, while increasing your expertise and skill, so take advantage of this unique opportunity! Space is limited, so register early! The early registration rate is \$160 and will be \$225 starting August 21. Select this course when you register for the meeting. For updates and more information on the Diplomate Preparatory Course or on how to become a Diplomate in the BVPPO Section, visit the webpage: <http://www.aaopt.org/section/bv>.

Schedule of Topics:	
Management of Pediatric Eye Disease	Kristina Tarczy-Hornoch, MD
Development of Refractive Error	Donald Mutti, OD, PhD, FAAO
Diplomate Process	John "JT" Tassinari, OD, FAAO, Diplomate
Anomalous Correspondence	Rick London, OD, MA, FAAO, Diplomate
Special Forms of Strabismus and Treatment Pearls	Rick London, OD, MA, FAAO, Diplomate
Accommodation-Vergence Interaction	Mitch Scheiman, OD, FAAO, Diplomate
VT techniques – Tips and Pearls	Mitch Scheiman, OD, FAAO, Diplomate

### Primary Care Section Diplomate Preparatory Seminar

**Tuesday, October 22, 2013, 8:00 AM – 6:00 PM**

Lunch included

The Primary Care Section is offering a day-long seminar, "A Primary Care Diplomate Preparatory Symposium," to help existing candidates complete the diplomate process and attract new candidates to the program! This event consists of a full day of outstanding lectures on topics of interest to primary care optometrists presented by well recognized Academy speakers. Participants in this seminar will have a "legup" in the Diplomate process, by taking advantage of this specifically designed support scheduled the day before the Annual Meeting. Eight hours of CE credit will be awarded (COPE Approval pending). In addition, all registrants who submit their Primary Care Diplomate application during this seminar and at Academy 2013 Seattle will have the application fee (\$100) waived!

Attaining the Primary Care Diplomate is a challenging yet unique status in our profession, so take advantage of this rare opportunity! Space is limited, so register early! The early registration rate is \$160 and will be \$225 starting August 21. Select this course when you register for the meeting. For updates and more information on the Primary Care Diplomate Preparatory Seminar or on how to become a Diplomate in the Primary Care Section, visit the webpage: <http://www.aaopt.org/fellows/Sections/PrimaryCare>.

Schedule of Topics:	
Pediatrics	Kathy Weise, OD, MBA, FAAO
Posterior Segment	Mohammed Rafieetery, OD, FAAO
Diplomate Process	Hal Bohlman, OD, FAAO, Diplomate
Glaucoma	Chris Lievens, OD, FAAO
Low Vision	Kristin Anderson, OD
Anterior Segment	Ernest Bowling, OD, FAAO, Diplomate



# Exhibit Hall Experience A First-Class Exhibit Hall!

Stop by the Exhibit Hall to see all the latest technologies and services our exhibitors have to offer! Talk with company representatives about how their products can make your practice grow. Use lunch vouchers for lunch in the exhibit hall Thursday and Friday.

## Exhibit Hall Hours

**Wednesday, October 23**

5:00–7:30 PM

**Thursday, October 24**

11:00 AM–5:00 PM

**Friday, October 25**

11:00 AM–4:00 PM

## Attendee Welcome Reception

**Wednesday, October 23**

5:00 to 7:30 PM

The American Academy of Optometry welcomes all attendees to Academy 2013 Seattle at this reception. Come enjoy a drink and a bite to eat while you catch up with your friends and colleagues.

## Exhibitors (as of March 15, 2013)

ABB Concise  
Abbott Medical Optics  
Acuity Pro/VisionScience Software, Inc  
Akorn /Advanced Vision Research -  
TheraTears  
Alcon  
Alden Optical  
Allergan  
American Academy of Optometry  
American Board of Optometry  
American Optometric Foundation  
Art Optical Contact Lens Inc.  
ARVO  
Bausch & Lomb  
Blanchard Contact Lens, Inc.  
Blue View Vision  
Carl Zeiss Meditec, Inc.  
Carl Zeiss Vision, Inc  
Central Data Storage  
Compulink  
CooperVision, Inc.  
Designs for Vision  
DGH Technology, Inc.  
Enhanced Vision  
Eschenbach Optik of America  
Essilor of America  
Eye Designs  
Eyefinity  
EyeMed Vision Care

Fellows Doing Research SIG  
Good Lite  
Haag-Streit/Reliance USA  
HAI Laboratories, Inc.  
Heidelberg Engineering  
Heine  
Konan Medical USA  
Lippincott Williams & Wilkins, Wolters  
Kluwer Health  
Lombart Instrument  
M&S Technologies  
Macular Degeneration Partnership  
Maculogix, Inc.  
Marco  
Menicon  
Merck & Co.  
National Keratoconus Foundation  
National Vision Inc.  
Nicox, Inc. / Rapid Pathogen Screening,  
Inc.  
NOVA Southeastern University  
Ocular Nutrition Society  
Oculus, Inc.  
Ocutech Inc.  
Optelec  
Optos  
Optovue  
Paragon Vision Sciences  
PentaVision LLC

Practice Director  
Precision Vision  
Reichert, Inc.  
Review of Optometry  
Solutionreach  
Sterero Optical  
TearScience  
Topcon Medical Systems, Inc.  
Valeant Pharmaceuticals  
Veatch Instruments  
VISTAKON  
VOLK Optical  
VSP Global/Vision Care  
VSP Optics Group  
Websystem3  
X-Cel Contacts  
Younger Optics







# Merton C. Flom Leadership InSight™ Program

Under the leadership of Mert Flom, OD, PhD, FAAO, twenty-eight optometrists, representing different segments of the profession met from 1991 to 1994 to consider the rapid changes taking place in optometry. The focus of their discussions was to identify ways to deal with these changes proactively and effectively. Subsequently, the group recommended forming a leadership program. Dr. Flom was not only an outstanding vision scientist, clinician and educator; he was also a visionary with a passion for leadership. With his passing in February 2010, the profession and the Academy lost a giant in optometry. In memory of him and his inspiration to us all, the Academy was proud to name the program in his honor. This year marks the twentieth year that Leadership InSight™ courses will be offered at our annual meeting.

## 2013 Merton C. Flom Leadership InSight™ Courses

### FUNDAMENTALS OF LEADERSHIP – PART I: What is Leadership?

#### Instructors:

Rick Weisbarth OD, FAAO  
Barbara Caffery, OD, MS, FAAO  
Muriel Schornack, OD, FAAO  
Ray Pasko, BS, MBA  
David Kirschen, OD, PhD, FAAO  
Harue Marsden, OD, MS, FAAO  
Julie Schornack, OD, MEd, FAAO

**Wednesday, October 23rd**

8:00 am – 11:00 am

\$50 fee (Students \$10)

Regardless of position, everyone can benefit from learning about leadership and how to bring about change through leadership. Part I of this course will focus on definitions of leadership, the differences between leadership and management, traits and characteristics of leadership, and using leadership to influence organizational culture. Part I of this course also discusses individual strengths and different leadership styles. Enrollees will be mailed a workbook of pre-course readings and assignments.

Enrollment is limited to 50 people.

### FUNDAMENTALS OF LEADERSHIP – PART II: Putting Leadership into Action

#### Instructors:

Karla Zadnik, OD, PhD, FAAO  
Sally Dillehay, OD, EdD, FAAO  
Linda Casser, OD, FAAO  
Steven Eyler, OD, FAAO

**Thursday, October 24th**

8:00 am – 11:00 am

\$50 fee (Students \$10)

Building upon the foundation of Part I of this course, Part II will examine the real world aspects of leadership and how to put leadership into action. This course will focus on Kotter's model of leadership and how to use it to establish a vision, align people to that vision, and motivate them to stay with the vision. The course will also include a discussion of how communication can be used to support leadership efforts. Enrollees will be mailed a workbook of pre-course readings and assignments. Note: Part I of this course is strongly recommended prior to taking Part II. If you have taken the Fundamentals of Leadership Course previously, Part II will also be a valuable refresher on how to actively practice leadership in everyday situations.

Enrollment is limited to 50 people.

### INTERMEDIATE LEADERSHIP COURSE: The Keys to Successful Mentoring

#### Instructors:

Bobby Griffin III, BBA, MBA  
Katie L. Greiner, OD, MS, FAAO  
Jeffrey J. Walline, OD, PhD, FAAO  
Glenda Secor, OD, FAAO  
Harue J. Marsden, OD, MS, FAAO

**Thursday, October 24th**

1:30 to 4:30 pm

\$75 fee (Students \$20)

Mentoring focuses on the growth and development of future leaders as its outcome. This three hour intermediate course is multifaceted, combining presentations, real life experiences and group discussion sessions. Emphasis will be placed on developing a frame work and model for successful coaching & mentoring, sharing keys to effectively working with and developing a mentee, and maximizing the effectiveness of the mentor / mentee relationship. Best practices of mentors and mentees will be shared. Enrollment is limited. Taking "Fundamentals of Leadership" first is recommended but not required.

Enrollment is limited to 50 people.

We hope to see you at this year's Leadership  
InSight™ courses.





# Students at Academy 2013 Seattle

The Academy encourages student participation in all meeting events and education. Students are strongly encouraged to attend any of the courses and events being offered at Academy 2013 Seattle.

## Student Fellowship Information Session

**Thursday, October 24, 7:15 – 8:00 AM**

Learn to distinguish yourself by becoming a Student Fellow. At this session, members of the Faculty-Student Liaison Committee will share details on the benefits and criteria of becoming a Student Fellow. Please note that you must be a student member and notify the Academy in advance of the meeting that you wish to pursue Student Fellowship in order to qualify for this program.

## Plenary Session: Today's Research, Tomorrow's Practice®: Stem Cells and Ocular Regenerative Technologies

**Wednesday, October 23, Noon – 2:00 PM**

## Hirsch Memorial Research Symposium: Clinical Application of Advanced Ocular Imaging

**Thursday, October 24, 8:00 – 10:00 AM**

## Awards Program

**Friday, October 25, 8:00 – 10:00 AM**

## Student Networking Luncheon

**Friday, October 25, Noon – 2 PM**

Meet and network with students from other schools. Staff from residency programs will be available to answer questions.

## Residents Networking Luncheon

**Saturday, October 26, Noon – 1:30 PM**

Meet and network with residents from other programs.

## Visit Us in the Exhibit Hall

Come by the Academy membership booth (#425) in the exhibit hall! If you're an optometry or vision science student become a member for only \$30. The membership fee covers the entire time you are in optometry and graduate school plus a year of residency. Stop by the booth to ask a Fellow any question you have about membership or the Academy. Also, enter a drawing to win a President's Banquet ticket!



## Student Travel Fellowships for Academy 2013 Seattle

The Academy wants to help accepted student poster/paper presenters to Academy 2013 Seattle! Academy meetings are not only a fantastic opportunity for students to learn about cutting edge research and technologies from optometry's best, but also a chance to network with your peers and stalwarts in optometry!

The Academy will provide a number of travel fellowships of \$750 to students and residents to attend this year's meeting. The Research Committee will review student travel fellowship applications submitted on the Academy website. These fellowships are awarded based on accomplishments and potential in optometric research and education.

**Only applicants with an accepted abstract to the annual meeting will be considered for these travel fellowships, so be sure to submit your abstract May 1–31 at the Academy's website.**

Other criteria used by the reviewers include the applicant's one page statement, the faculty evaluation, and the quality of the abstract. The application window will be open from July 1 through August 6, 2013.

Academy corporate sponsors will also fund a number of travel fellowships for residents and students; criteria will be publicized shortly. Each individual may receive one travel fellowship per meeting. Please check the Academy's website for updates on student travel fellowships.



AMERICAN ACADEMY  
*of* OPTOMETRY

2909 Fairgreen Street  
Orlando, Florida 32803

## Fellowship Banquet

**Saturday, October 26**

**7:00 – 10:00 PM**

(Black tie optional)

Join us in recognizing the new Fellows and Diplomates! Enjoy the camaraderie as we celebrate those who have reached this milestone in their career and toast to the ending of another great Academy meeting.

Use your banquet ticket as admission into this event. Seating is first come, first served. If you do not plan on attending this event, please donate your ticket at the Academy Information Desk or Exhibit Booth (#425) so a student can attend this fantastic event.

