

270hp L48

List Price as tested: \$6538.80

Options on test car: Power steering, \$115.90; power brakes, \$47.40; power windows, \$85.35; AM/FM radio, \$178.00; air conditioning, \$464.50; tilt-telescope steering wheel, \$84.30; white stripe tires, \$30.35

ENGINE

Bore x stroke 4.00 x 3.48 in
Displacement 350 cu in
Compression ratio 8.5 to one
Carburetion 1 x 4-bbl Rochester
Power (SAE) 270 bhp @ 4800 rpm
Torque (SAE) 360 lb-ft @ 3200 rpm
Max recommended engine speed 5500 rpm

DRIVE TRAIN

Transmission 3-speed automatic
Max. torque converter 2.1
Final drive ratio 3.08 to one
Gear Ratio Mph/1000rpm Max test speed
I 2.48 10.2 56 mph (5500 rpm)
II 1.48 17.0 94 mph (5500 rpm)
III 1.00 25.2 113 mph (4500 rpm)

DIMENSIONS AND CAPACITIES

Wheelbase 98.0 in
Track F: 58.7 in, R: 59.4 in
Length 182.5 in
Width 69.0 in
Height 47.8 in
Curb weight 3460 lbs
Weight distribution, F/R 50.1/49.9%
Fuel capacity 18.0 gal
Oil capacity 4.0 qts
Water capacity 15.0 qts

SUSPENSION

F: Ind., unequal length control arms, coil springs, anti-sway bar
R: Ind., single trailing arm positioned laterally by a single strut and a fixed-length half shaft, transverse leaf spring

STEERING

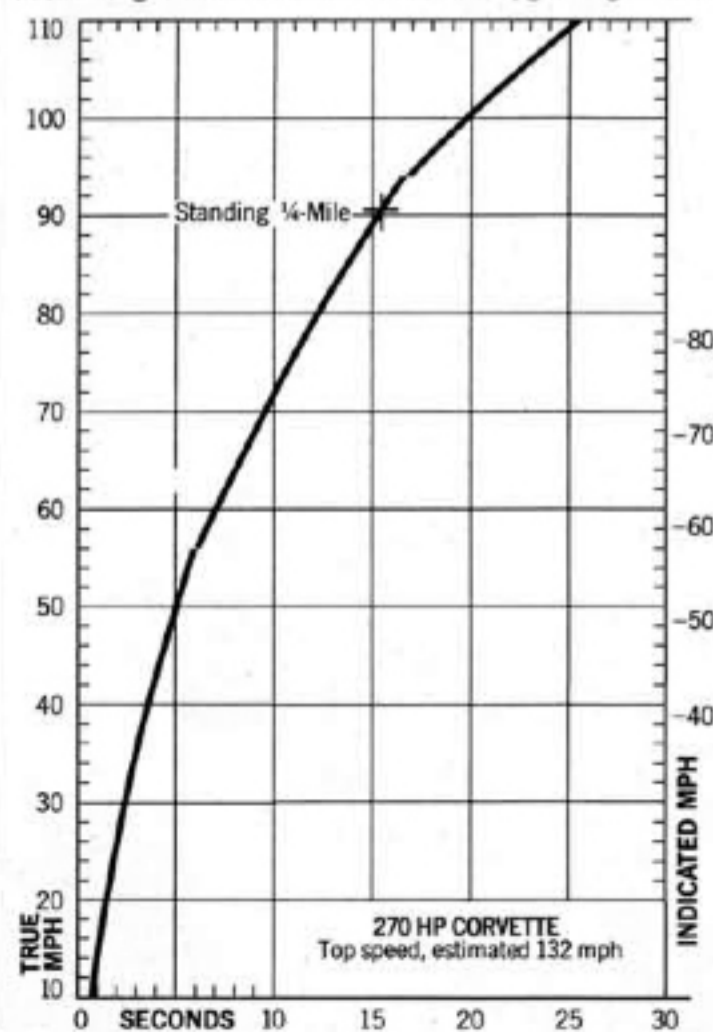
Type Recirculating ball, linkage booster
Turns lock-to-lock 3.4

WHEELS AND TIRES

Wheel size 15 x 8.0
Tire make and size Firestone F70-15

PERFORMANCE

Zero to seconds
40 mph 3.6
60 mph 7.1
80 mph 12.3
100 mph 19.8
Standing 1/4-mile 15.55 sec @ 90.36 mph
Top speed (estimated) 132 mph
80-0 mph 238 ft (0.90 G)
Fuel mileage 12.0-15.0 mpg on regular fuel



330hp LT1

List Price as tested: \$6742.60

Options on test car: 330-hp 350 engine, \$483.45; power steering, \$115.90; power brakes, \$47.40; power windows, \$85.35; AM/FM stereo radio, \$283.35; tilt-telescope steering wheel, \$84.30; wheel covers, \$63.20; white-letter tires, \$43.65

ENGINE

Bore x stroke 4.00 x 3.48 in
Displacement 350 cu in
Compression ratio 9.0 to one
Carburetion 1 x 4-bbl Holley
Power (SAE) 330 bhp @ 5600 rpm
Torque (SAE) 360 lb-ft @ 4000 rpm
Max recommended engine speed 6500 rpm

DRIVE TRAIN

Transmission 4-speed, all-synchro
Final drive ratio 3.70 to one
Gear Ratio Mph/1000rpm Max. test speed
I 2.20 9.6 62 mph (6500 rpm)
II 1.64 12.8 83 mph (6500 rpm)
III 1.27 16.5 107 mph (6500 rpm)
IV 1.00 21.1 129 mph (6100 rpm)

DIMENSIONS AND CAPACITIES

Wheelbase 98.0 in
Track F: 58.7 in, R: 59.4 in
Length 182.5 in
Width 69.0 in
Height 47.8 in
Curb weight 3370 lbs
Weight distribution, F/R 49.2/50.8%
Fuel capacity 18.0 gal
Oil capacity 5.0 qts
Water capacity 18.0 qts

SUSPENSION

F: Ind., unequal length control arms, coil springs, anti-sway bar
R: Ind., single trailing arm positioned laterally by a single strut and a fixed-length half shaft, transverse leaf spring

STEERING

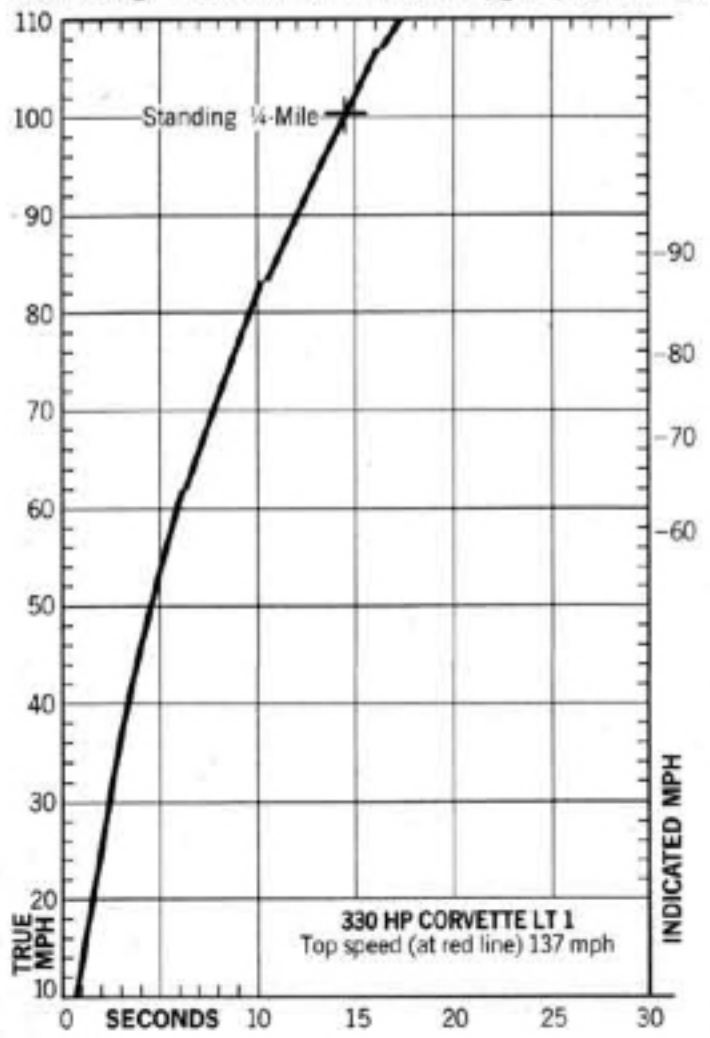
Type Recirculating ball, linkage booster
Turns lock-to-lock 3.4

WHEELS AND TIRES

Wheel size 15 x 8.0 in
Tire make and size Firestone F70-15

PERFORMANCE

Zero to seconds
40 mph 3.4
60 mph 6.0
80 mph 9.7
100 mph 14.5
Standing 1/4-mile 14.57 sec @ 100.55 mph
Top speed (at redline) 137 mph
80-0 mph 237 ft (0.90 G)
Fuel mileage 11.0-16.0 mpg on premium fuel



365hp LS5

List Price as tested: \$7255.85

Options on test car: 365-hp 454 engine, \$294.90; automatic transmission, \$100.35; power steering, \$115.90; power brakes, \$47.40; power windows, \$85.35; custom leather trim, \$158.00; AM/FM stereo radio, \$283.35; rear window defroster, \$42.15; tilt-telescope steering wheel, \$84.30; white-letter tires, \$43.65; air conditioning, \$464.50

ENGINE

Bore x stroke 4.25 x 4.00 in
Displacement 454 cu in
Compression ratio 9.0 to one
Carburetion 1 x 4-bbl Rochester
Power (SAE) 365 bhp @ 4800 rpm
Torque (SAE) 465 lb-ft @ 3200 rpm
Max recommended engine speed 5600 rpm

DRIVE TRAIN

Transmission 3-speed, automatic
Max torque converter 2.1 to one
Final drive ratio 3.08 to one
Gear Ratio Mph/1000rpm Max. test speed
I 2.48 10.2 57 mph (5600 rpm)
II 1.48 17.0 95 mph (5600 rpm)
III 1.00 25.2 141 mph (5600 rpm)

DIMENSIONS AND CAPACITIES

Wheelbase 98.0 in
Track F: 58.7 in, R: 59.4 in
Length 182.5 in
Width 69.0 in
Height 47.8 in
Curb weight 3675 lbs
Weight distribution, F/R 51.6/48.4%
Fuel capacity 18.0 gal
Oil Capacity 5.0 qts
Water capacity 22.0 qts

SUSPENSION

F: Ind., unequal length control arms, coil springs, anti-sway bar
R: Ind., single trailing arm positioned laterally by a single strut and a fixed-length half shaft, transverse leaf spring, anti-sway bar

STEERING

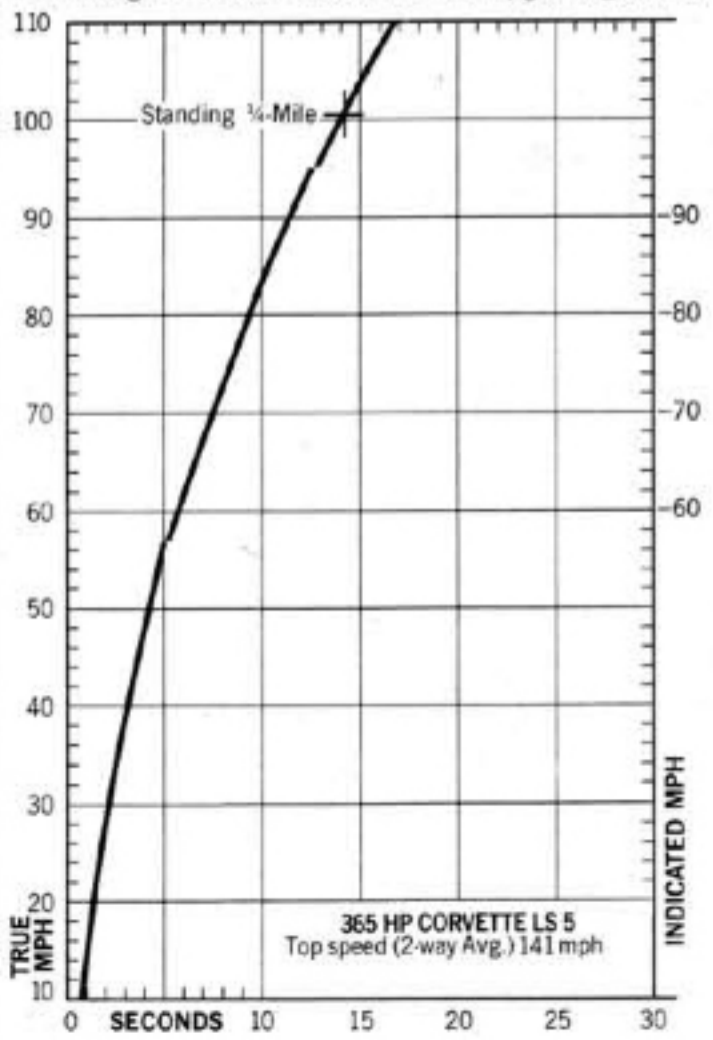
Type Recirculating ball, linkage booster
Turns lock-to-lock 3.4

WHEELS AND TIRES

Wheel size 15 x 8.0 in
Tire make and size Goodyear F70-15

PERFORMANCE

Zero to seconds
40 mph 3.0
60 mph 5.7
80 mph 9.3
100 mph 14.1
Standing 1/4-mile 14.20 sec @ 100.33 mph
Top speed (2-way avg.) 141 mph
80-0 mph 260 ft (0.82 G)
Fuel mileage 8.0-11.0 mpg on regular fuel



425hp LS6

List Price as tested: \$7619.35

Options on test car: 425-hp 454 engine, \$1220.70; M22 4-speed transmission, \$100.35; power brakes, \$47.40; power steering, \$115.90; power windows, \$85.35; rear window defroster, \$42.15; tilt-telescope steering wheel, \$84.30; white-letter tires, \$43.65; custom wheel covers, \$63.20; AM/FM stereo radio, \$283.35

ENGINE

Bore x stroke 4.25 x 4.00 in
Displacement 454 cu in
Compression ratio 9.0 to one
Carburetion 1 x 4-bbl Holley
Power (SAE) 425 bhp @ 5600 rpm
Torque (SAE) 475 lb-ft @ 4000 rpm
Max recommended engine speed 6500 rpm

DRIVE TRAIN

Transmission 4-speed, all-synchro
Final drive ratio 3.36 to one
Gear Ratio Mph/1000rpm Max. test speed
I 2.20 10.5 68 mph (6500 rpm)
II 1.64 14.2 92 mph (6500 rpm)
III 1.27 18.2 118 mph (6500 rpm)
IV 1.00 23.2 137 mph (6500 rpm)

DIMENSIONS AND CAPACITIES

Wheelbase 98.0 in
Track F: 58.7 in, R: 59.4 in
Length 182.5 in
Width 69.0 in
Height 47.8 in
Curb weight 3478 lbs
Weight distribution, F/R 50.1/49.9%
Fuel capacity 18.0 gal
Oil capacity 5.0 qts
Water capacity 20.0 qts

SUSPENSION

F: Ind., unequal length control arms, coil springs, anti-sway bar
R: Ind., single trailing arm positioned laterally by a single strut and a fixed-length half shaft, transverse leaf spring, anti-sway bar

STEERING

Type Recirculating ball, linkage booster
Turns lock-to-lock 3.4

WHEELS AND TIRES

Wheel size 15 x 8.0 in
Tire make and size Goodyear F70-15

PERFORMANCE

Zero to seconds
40 mph 3.0
60 mph 5.3
80 mph 8.5
100 mph 12.7
Standing 1/4-mile 13.80 sec @ 104.65 mph
Top speed (at redline) 152 mph
80-0 mph 251 ft (0.85 G)
Fuel mileage 9.0-14.0 mpg on premium fuel

