
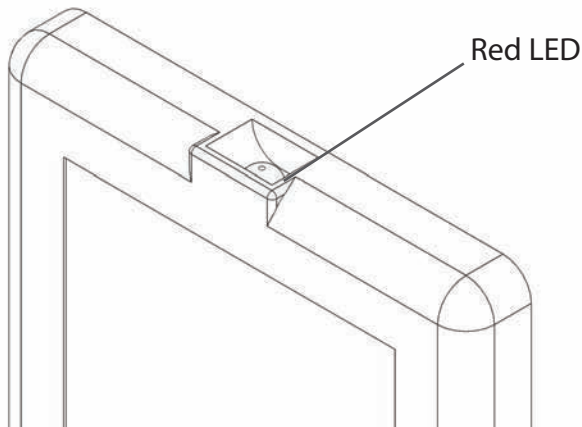



BPB24



Remote Pairing Instructions



Step 1. Remove the power from the BPB24 by unplugging the main power cable. Wait 30 seconds



Step 2. Press and hold the and buttons. After 5 seconds you will see that the red led on the remote will start to flash slowly. Once the led is flashing release the buttons



Step 3. Plug the BPB24's main power cable back in. You will see the LEDs on the speaker flash white 3 times. Press and release the button. The remote is now paired to the BPB24