
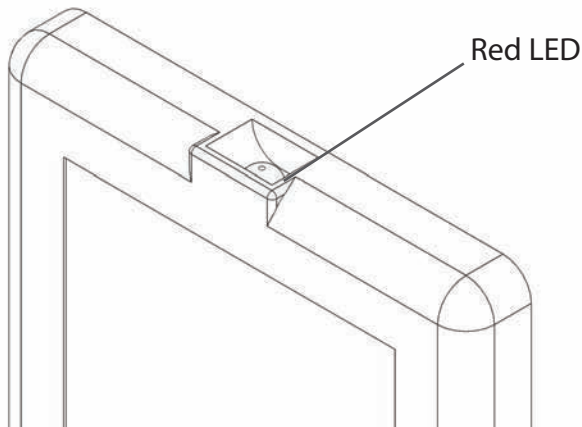
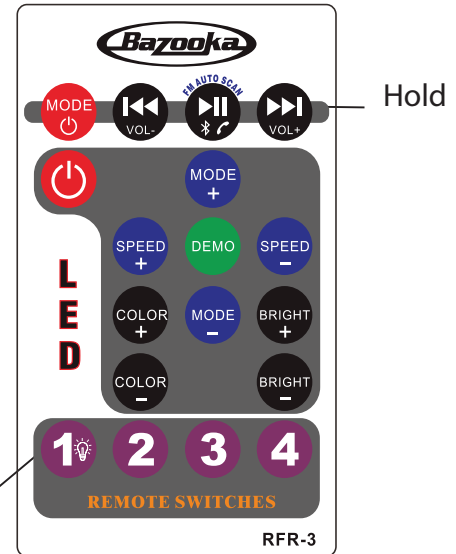




# BPB24

## Remote Pairing Instructions

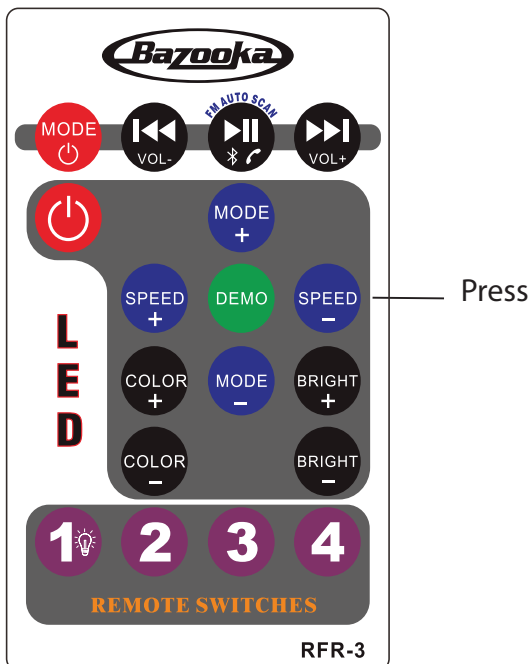




**Step 1.** Remove the power from the BPB24 by unplugging the main power cable. Wait 30 seconds



**Step 2.** Press and hold the  and  buttons. After 5 seconds you will see that the red led on the remote will stay on. Once the led is on release the buttons.

**TIP \*** You only have 5 seconds to plug the power cord back in, it is much easier to use two people.



**Step 3.** Plug the BPB24's main power cable back in. You will see the LEDs on the speaker flash white 3 times. Press and release the  button. The remote is now paired to the BPB24