

About ForeSCITE™

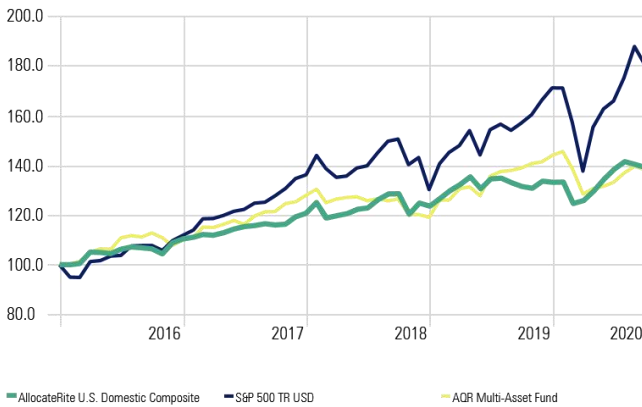
ForeSCITE helps secure the financial health of investors through the use of artificial intelligence-driven data science. Established in 2016, our institutionally focused investment platform combines strong performance with exceptional risk management by leveraging our proprietary InSCITE™ core technologies. Our institutional clients are better able to optimize portfolios, minimize tax liabilities and preserve capital. Forward-looking and faster, we more systematically and cost-effectively risk manage portfolios.

Strategy Information

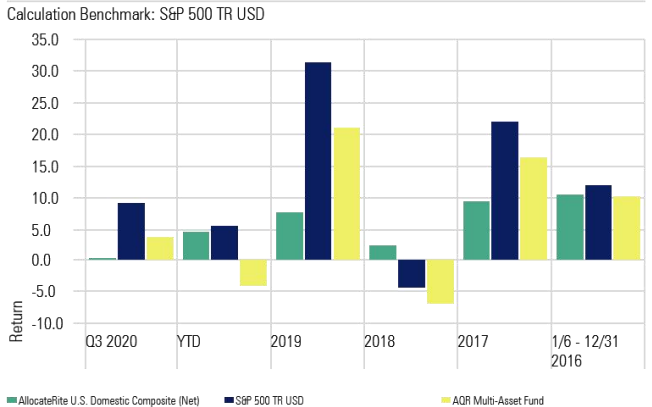
The AllocateRite U.S. Domestic Composite is an autonomous, predominately-long dynamic asset allocation investment strategy utilizing highly liquid ETFs. The U.S. Domestic Composite invests exclusively in broad sector-based U.S. equity ETFs and U.S. government ETFs with 1-3 months and 20+ year maturities.

The goal of this strategy is to provide capital preservation, long-term capital appreciation, and income generation. This strategy is rebalanced on a monthly basis.

Investment Growth (USD)



Returns (USD)



Quarter End Performance (%) (As of 9/30/20) (USD)

	Q3 2020	1 Year	2 Years	3 Years	Since Inception (1/6/2016 - 9/30/2020)
AllocateRite U.S. Domestic Composite (Net)	0.49	5.83	4.04	6.27	7.22
S&P 500 TR USD	8.93	15.15	9.57	12.28	13.31
AQR Multi-Asset Fund	3.81	-0.47	4.59	4.43	7.09

Calendar Year Returns (USD)

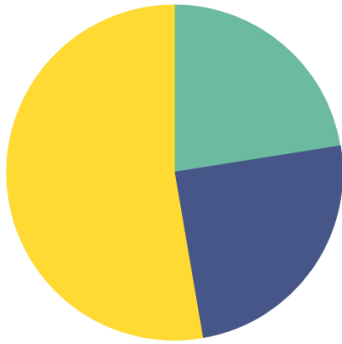
	YTD	2019	2018	2017	(1/6 - 12/31) 2016
AllocateRite U.S. Domestic Composite (Net)	4.49	7.78	2.40	9.39	10.38
S&P 500 TR USD	5.57	31.49	-4.38	21.83	11.96
AQR Multi-Asset Fund	-4.04	21.02	-6.95	16.34	10.11

Market Performance (USD)

Calculation Benchmark: S&P 500 TR USD

	Up Capture Ratio	Down Capture Ratio	Alpha	Beta	Std Dev	Sharpe Ratio (arith)	Sortino Ratio (arith)
AllocateRite U.S. Domestic Composite (Net)	46.89	39.88	1.71	0.35	7.81	0.77	1.10
S&P 500 TR USD	100.00	100.00	0.00	1.00	14.84	0.81	1.22
AQR Multi-Asset Fund	45.83	38.74	1.04	0.40	8.27	0.71	1.04

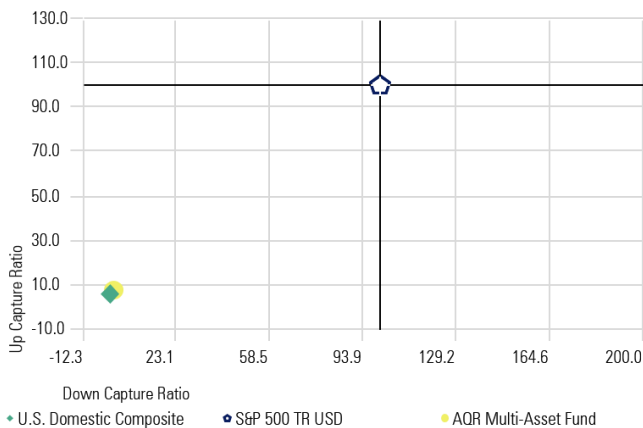
AllocateRite U.S. Domestic Composite (Net) - Asset Allocation



Asset Class	Percentage (%)
Stock	22.4
Bond	24.9
Cash	52.7
Total	100.0

Upside Downside Capture

Calculation Benchmark: S&P 500 TR USD



The indices/funds used by ForeSCITE LLC have not been selected to represent an appropriate benchmark to compare an investor's performance, but rather are disclosed to allow for comparison of the investor's performance to that of certain well known and widely recognized indices/funds. Indices are typically not available for direct investment, are unmanaged and do not incur fees or expenses. The results do not represent actual trading and actual results may significantly differ from the theoretical results presented. Past performance is not indicative of future performance.

Any information you receive from ForeSCITE is believed to be accurate. Nevertheless, neither ForeSCITE nor its agents are liable for any deficiencies in the accuracy, completeness, availability or timeliness of such information. The information provided on this document does not necessarily reflect the most up to date or current information available on the product or service. The information contained herein is provided without any warranty of any kind. All the information above cannot be transmitted without ForeSCITE's consent. All the above materials are for information purposes only.

Any performance shown in USD for the relevant time periods is based upon composite results of the AllocateRite U S Domestic portfolios. Portfolio performance is the result of the application of the ForeSCITE LLC's investment process. The composite incorporates the relevant accounts managed by ForeSCITE LLC.

Portfolio performance is shown net of the advisory fees of 0.50%, the highest fee charged by ForeSCITE LLC and trading costs charged by their Custodians. Performance does not reflect the deduction of other fees or expenses, including but not limited to brokerage fees, custodial fees and fees and expenses charged by other investment companies. Performance results shown include the reinvestment of dividends and interest on cash balances where applicable. The data used to calculate the portfolio performance was obtained from sources deemed reliable and then organized and presented by ForeSCITE, LLC.

The AQR Multi-Asset Fund invests globally across stocks, bonds, currencies and commodities, allocating smaller amounts of capital to assets that are forecasted to be more volatile and larger amounts to assets that are forecasted to be less volatile, in order to maintain diversification, target a consistent level of risk through time, and allow each risk category to contribute meaningfully to the Fund. The S&P 500 Index measures the performance of the 500 leading economies in leading industries of the U.S. economy, capturing 75% of all U.S. equities.

ForeSCITE claims compliance with the Global Investment Performance Standards (GIPS®). A GIPS compliant presentation and/or the firm's list of composite descriptions can be obtained upon request at info@allocaterite.com.

Actual performance of client portfolios may differ materially due to the timing related to additional client deposits or withdrawals and the actual deployment and investment of a client portfolio, the reinvestment of dividends, the length of time various positions are held, the client's objectives and restrictions, and fees and expenses incurred by any specific individual portfolio.

AllocateRite U.S. Domestic Composite (Net) - Top Holdings

Portfolio Date: 9/2/2020

Portfolio	Portfolio Weighting %
SPDR® Blmbg Barclays 1-3 Mth T-Bill ETF	52.50
iShares 20+ Year Treasury Bond ETF	25.00
Consumer Staples Select Sector SPDR® ETF	2.50
Energy Select Sector SPDR® ETF	2.50
Health Care Select Sector SPDR® ETF	2.50
Industrial Select Sector SPDR® ETF	2.50
Materials Select Sector SPDR® ETF	2.50
Utilities Select Sector SPDR® ETF	2.50
Financial Select Sector SPDR® ETF	2.08
Consumer Discret Sel Sect SPDR® ETF	1.84

Drawdown

