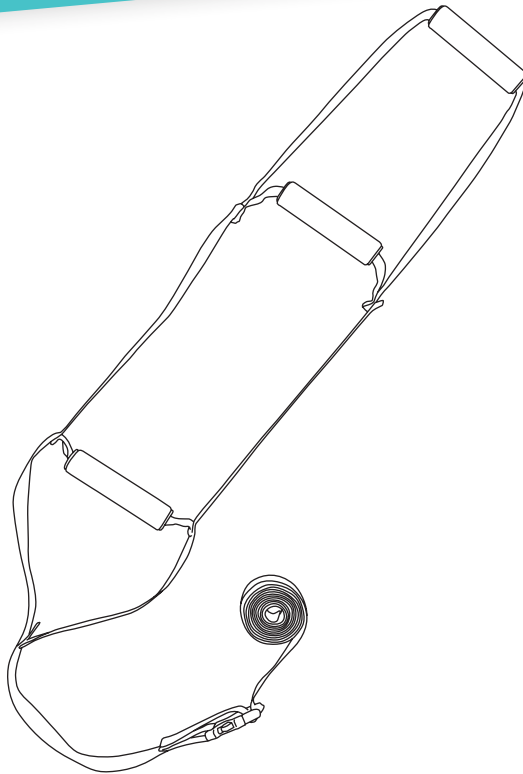


vive®

BED LADDER

User Manual

LVA1069BLK



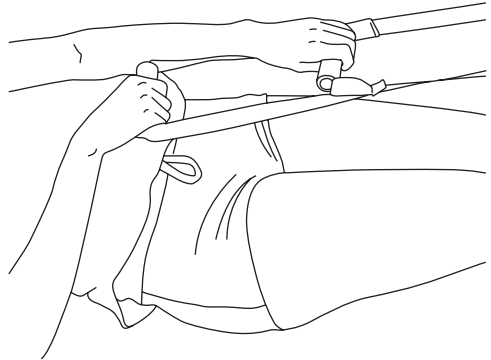
vivehealth.com

WHAT'S INCLUDED

- Vive Bed Ladder
- Instructional Insert

HOW TO USE

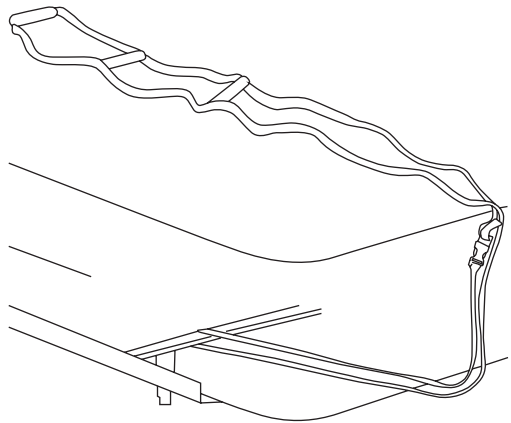
Using a hand-overhand movement, sit up in bed by pulling on successive rungs of the ladder until reaching a seated position.



INSTALLATION

For use on any size bed frame.

1. Loop bed ladder strap around the bed frame at the foot of the bed.
2. Snap the buckle to secure the strap and adjust the length to ensure the first handle meets waist level lying down, adjust as necessary.



CLEANING

Wipe bed ladder strap and handles with a damp cloth and dry immediately.

WARNING

- Periodically inspect the bed ladder for signs of wear. Do not use the bed ladder if it appears weakened.
- Be sure the bed ladder is securely attached to the bed, adjusting as necessary.

SPECIFICATIONS

- Strap Length: Adjustable 48" – 72"
- Length between handles: 10.5"
- Handle Grip: 5"
- Weight Capacity: 300 lbs

ACTIVATE YOUR GUARANTEE



You are protected by Vive Health's industry leading guarantees and customer service:

If you did not purchase through vivehealth.com, please register at vivehealth.com/register to validate your guarantee.

Product Code: LVA1O69BLK

✉ service@vivehealth.com

☎ 1-800-487-3808
Monday - Friday 9am - 5pm EST