

AGES 5-105



HASBRO'S
Joy for All™
COMPANION PETS



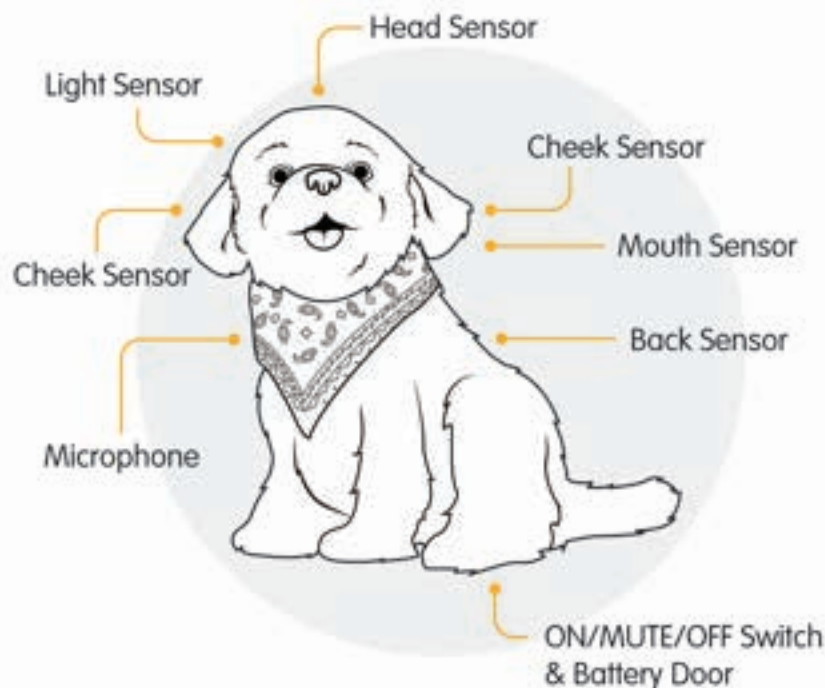
Pup Care Guide

This HASBRO JOY FOR ALL™ Companion Pet Pup can provide a rich and enjoyable experience for you and your loved ones.

It was designed to look, feel, sound, and react like a real puppy. We hope it will become a good friend that inspires smiles, spontaneous laughter, and warm memories.

Your Companion Pet Pup features state-of-the-art technology that makes it appear lifelike. Its built-in sensors work to re-create the loving moments of owning a dog by responding to your presence and your touch, which also allows it to realistically react to its environment.

Features of your pup



Feel the heart beat with your calm touch



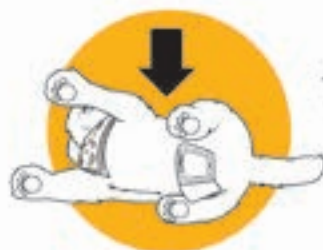
Lifelike coat and authentic sounds



Responds to voices with BarkBack™ technology

First-time easy start

Your Companion Pet Pup is very simple to set up. It comes with batteries installed.



- 1 To turn it on for the first time, turn the pup over and find the power switch located on its underside (by the battery compartment near the fabric flap).



- 2 Flip the switch from **OFF** to **ON**. Your pup is now ready for play. Turn it back over and place it on your lap or on a flat surface. (See below for more about the power switch.)

The power switch

Find the power switch near the battery compartment on the underside of the pup. It has settings for ON/MUTE/OFF.



Slide the switch to **ON** for full sound and motion features.



To enjoy your pup's motion features without sound, slide the power switch to **MUTE**. (All other movements will continue.)



To save battery life, if you are not going to be interacting with your pup for several days, slide the power switch to **OFF**.

Caring for your pup

Your pup requires minimal care to ensure an enjoyable experience again and again.

Cleaning

Gently brush it with a soft brush and wipe off dirt immediately. Do not use detergents or stain removers.

Keep your pet dry.

Don't get it wet. Simply wipe the fur with a slightly damp cloth to remove stains. The bandana is removable and can be spot washed similarly to the pup's fur.

To avoid tripping, never put your dog on the floor. Place your pup on an elevated surface when it's not in use, especially at night.

Interacting with your pup

Your pup will respond differently depending on where you touch it.



Pet the pup's left or right cheek and it will nuzzle your hand.



Pet the back of the pup's head and it will move.



Slowly and gently pet your pup's back to experience a heartbeat sensation.



Talk to your pup to see it look toward you and hear it respond with puppy-like noises and BarkBack™ technology.

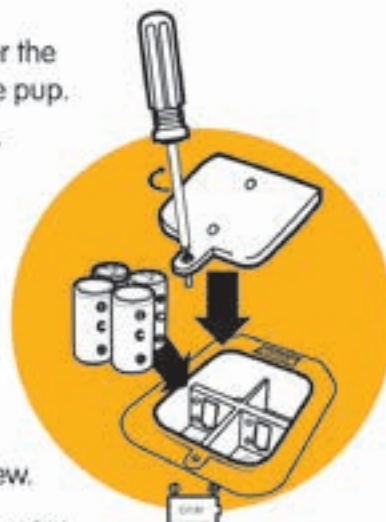


If you don't interact with your pup for a few minutes, it will go to sleep. To wake it up, simply walk by or give it a gentle pat on the head.

How to replace batteries

4x 1.5V C Alkaline Batteries

- 1 Locate the battery compartment under the fabric fastener on the underside of the pup.
- 2 Use a Phillips/cross-head screwdriver (not included) to loosen the screw in the battery compartment cover.
- 3 Remove the cover and the batteries. Discard the old batteries.
- 4 Replace with 4 new 1.5 volt C-size alkaline batteries.
- 5 Replace the cover and tighten the screw.
- 6 Be sure to have the power switch in the ON or MUTE position.
- 7 Close the fabric flap on the underside of the pup.



IMPORTANT: BATTERY INFORMATION

⚠ CAUTION:

1. TO AVOID BATTERY LEAKAGE

- a. Always follow the instructions carefully. Use only batteries specified and be sure to insert them correctly by matching the + and - polarity markings.
- b. Do not mix old batteries and new batteries or standard (carbon-zinc) with alkaline batteries.
- c. Remove exhausted or dead batteries from the product.
- d. Remove batteries if product is not to be played with for a long time.
- e. Do not short-circuit the supply terminals.
- f. RECHARGEABLE BATTERIES: Do not mix these with any other types of batteries. Always remove from the product before recharging. Recharge batteries under adult supervision. DO NOT RECHARGE OTHER TYPES OF BATTERIES.

2. Should this product cause, or be affected by, local electrical interference, move it away from other electrical equipment. Reset (switching off and back on again or removing and re-inserting batteries) if necessary.

Troubleshooting

If your pup stops working:

- 1 Try switching the pup off and then back on again.
- 2 If switching the pup off and on again does not work, follow the directions above to replace the batteries in your pup. (See battery insertion diagram.)
- 3 For additional assistance call U.S./Canada TEL. 1-800-255-5516.

Hasbro has a long tradition of providing the world's best play experiences to children and their families.

We believe that the power of play can bring joy to people at all stages of life, and we've heard from our friends, fans, and consumers that some of our toys and games are especially appealing to seniors and enhance meaningful interactions with their loved ones.

These foundational insights inspired us to create **Hasbro's Joy for All Companion Pets**, which have been carefully adapted to inspire delight, companionship, and engagement for all generations.

HASBRO'S JOY FOR ALL™
Why should kids have all the fun?™
for more information visit JoyForAll.com

FCC STATEMENT

This device complies with Part 15 of the FCC Rules. Operation is subject to the following two conditions: (1) This device may not cause harmful interference, and (2) this device must accept any interference received, including interference that may cause undesired operation.

NOTE: This equipment has been tested and found to comply with the limits for a Class B digital device, pursuant to Part 15 of the FCC Rules. These limits are designed to provide reasonable protection against harmful interference in a residential installation. This equipment generates, uses and can radiate radio frequency energy, and, if not installed and used in accordance with the instructions, may cause harmful interference to radio communications. However, there is no guarantee that interference will not occur in a particular installation. If this equipment does cause harmful interference to radio or television reception, which can be determined by turning the equipment off and on, the user is encouraged to try to correct the interference by one or more of the following measures:

- Reorient or relocate the receiving antenna.
- Increase the separation between the equipment and the receiver.
- Consult the dealer or an experienced radio/TV technician for help.

CAUTION: Changes or modifications to this unit not expressly approved by the party responsible for compliance could void the user's authority to operate the equipment.

CAN ICES-3 (B) / NMB-3 (B)

Product and colors may vary. Retain this information for future reference. © 2016 Hasbro, Pawtucket, RI 02861-1050 USA. All Rights Reserved. TM & © denote U.S. Trademarks. Le produit et les couleurs peuvent varier. Conservez cette information pour référence ultérieure. © 2016 Hasbro. Tous droits réservés. HASBRO CANADA, LONGUEUIL, QC, CANADA J4G 1G2. U.S. Pat. Nos. 8911275, 7685341, 7641535, 6811461 & Pat. Pend.

P/N 7606140000

US/CANADA TEL. 1-800-255-5516

FILLING: ALL NEW MATERIALS
ALL POLYESTER FIBERS
POLYPROPYLENE STIFFENER
REG. NO. PA-282
SURFACE WASH ONLY

B9108

