

travel inspira

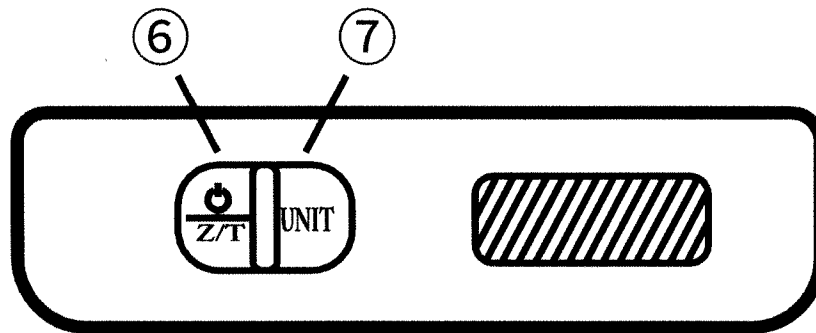
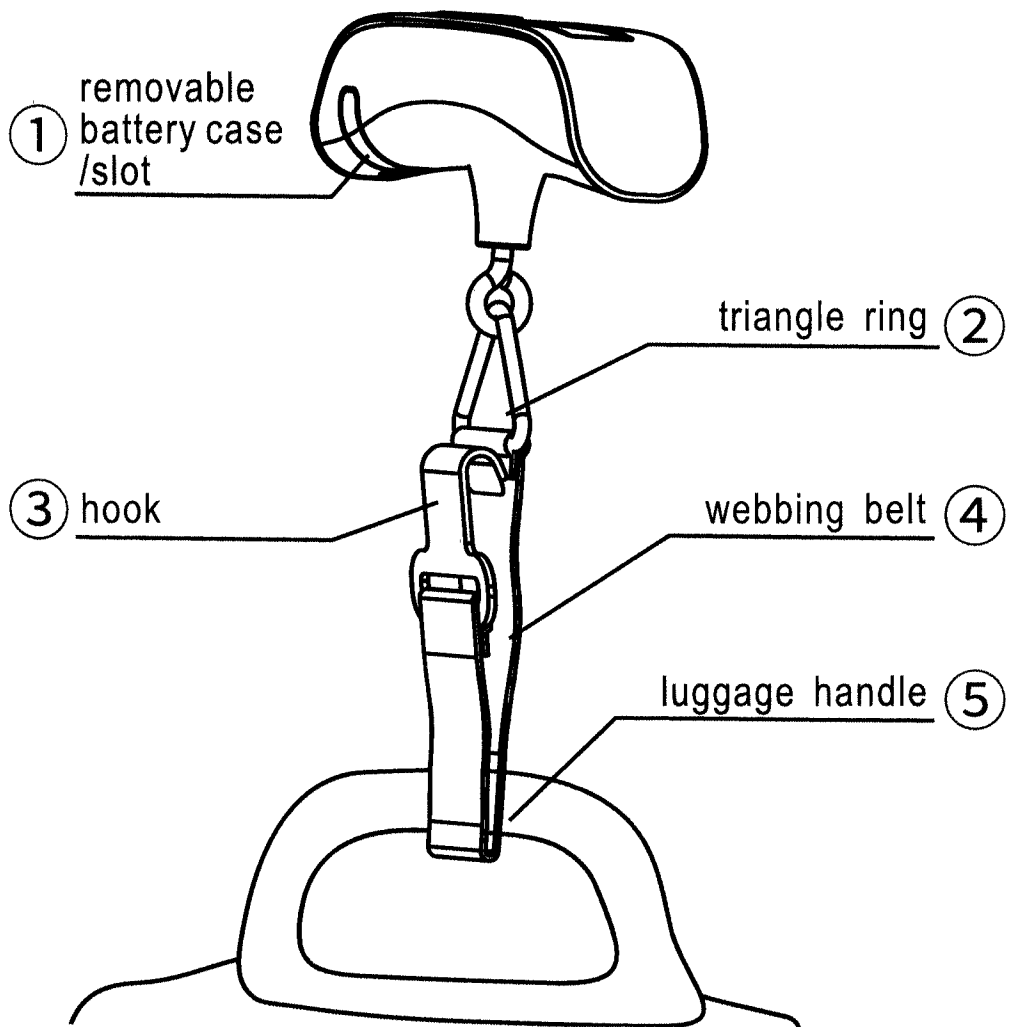
Digital Luggage Scale

TIEL01 User Manual



ISO 9001:2008 CERTIFIED BY SGS

EL-1 SERIES




How To Use

- (1) Strap the ④ webbing belt through the ⑤ luggage handle, and secure the ③ hook of the belt onto the ② triangle ring. The scale should be directly above the ⑤ luggage handle as shown in the drawing.
- (2) Press the ⑥ before lifting
- (3) When LCD display indicates to zero, press ⑦ to select weight unit (lb / kg).
- (4) Hooking the luggage and lift the scale gently. (We strongly recommend that you use 2 hands when weighing your luggages. Please kindly note that improper way of lifting heavy objects may cause injury.) Make sure the scale is horizontal and balanced. Then the weight of object will be shown. About 5 seconds later the reading will flash 3 times and it will be locked.
- (5) The value will be shown for 2 minutes before automatically switch off.
- (6) If you want to measure another suitcase, press ⑥ to reset LCD display and repeat (1)-(5) again.
- (7) Replace battery when LCD shows "Lo".
- (8) If the scale wouldn't turn on. To see if the isolation tag on the battery has been removed. Also the battery should be inserted correctly. If after the above process, it still could not work, please contact us.

Note

The ① isolation tag must be removed from the battery case before use!



Switch On/Off

- Press the ⑥ for 2 seconds to switch on/off.
- Press the ⑦ for Convert between weight unit and temperature
- If LO. symbolized low battery. Please replace batteries in matching polarities if LO.indicator is on. If LO. is on after battery replacement please contact us for support.

Room Temperature

- Press ⑥ to switch on the device, wait until the LCD shows zero.
- Press ⑦ UNIT to view temperature (in Celsius and Fahrenheit).
- Press ⑦ UNIT again to revert the normal weighing mode.
- When converting to temperature display mode, the LCD will show "----", which means the scale is checking temperature and will display temperature reading in 2 seconds.

Specifications

- Capacity: 110lbs / 50kgs
- Accuracy: 0.1lbs / 50gs
- Zero and tare function
- Room temperature display
- 1.4”(35.5mm) LCD display with backlight
- Low battery/over load indication
- Equipped with comfortable rubber handle
- Power: 1X3V lithium cell (CR2032)

Safety Precaution

Please follow the rules outlined in this guide closely to ensure your safety and flawless operation:

- DO NOT stress the triangle ring beyond its capacity. During travel, keep the scale away from objects with pointy ends (such as toys, stationeries etc.), which may accidentally switch on the scale and consume battery power.
- To ensure accurate readings, DO NOT use this scale in a strong-magnetic field environment.
- Keep the scale away from babies and children to avoid the danger of swallowing the batteries and small components.
- Be cautious of any edges, uneven surfaces, metal parts, accessories or packaging to prevent possible injury or damage. Take note that this product should not be placed in your mouth.
- Do not modify, repair or dismantle the product. Doing so may result in fire, electric shock, complete breakdown of the product, etc. and will void the warranty.

- Do not use any kind of liquid to clean the product. Keep in mind that the surface of the product should only be wiped with a clean dry cloth.
- Do not insert foreign objects or liquids into the product; this could damage the product.
- Refrain from dropping the product or bumping it against other objects.
- Do not use this product in locations with high temperatures or high humidity levels (e.g., bathrooms); ideally, the product should be used in a location free of excessive dust and not exposed to direct sunlight.
- The product may explode if disposed of in a fire.
- Immediately discontinue using this device if an allergic reaction occurs or you feel discomfort.
- Do not use this product in hazardous locations.

Children

Keep out of reach of children. Do not allow children to play with your product or its accessories. They could hurt themselves or others and could accidentally damage the product. Your product and its accessories may contain small parts that could become detached and create a choking hazard.

Limited Warranty

If within 24 months of purchase this product or any part thereof is proven to be defective by reason of faulty workmanship or defect in materials, we will repair or replace the same product free of charge of labor or materials on condition that:

- The original invoice or sales receipt with the date of purchase is presented with the defective unit.
- Travel Inspira does not take any responsibility for lost information of any kind and will not reimburse you for any such loss.
- The limited warranty is only valid if the original proof of purchase for this product, issued by a Travel Inspira authorized dealer, specifying the date of purchase, is presented with the product to be repaired or replaced.
- Travel Inspira reserves the right to refuse warranty service if this information has been removed or changed after the original purchase of the product from the dealer.
- The warranty does not cover product failures which have been caused by use of accessories or other peripheral devices which are not Travel Inspira branded original accessories intended for use with the product. The warranty does not cover any damage caused by misuse, abuse, neglect or accidental breakage.
- The warranty does not cover product failures caused by modifications, repairs or disassembly by any person not authorized by the manufacturer.

Additional Information

Please visit our website <https://www.travelinspira.com/> or contact our customer service center at service@travelinspira.com to learn more about our new products and special offers. The Customer Service Phone is 626-515-7909.

Product specifications are subject to change at the sole decision and discretion of Travel Inspira™ without prior notice. Any devices or accessories not listed under "What's Inside" are in reference to compatibility only and are not included. ©Copyright 2016 by Travel Inspira. All rights are reserved.

