

Warranty Registration

We provide a 2-year warranty for all Travel Inspira products. To locate the warranty registration page on travelinspira.com, please follow these simple steps:


- Go to travelinspira.com
- Click on the "Warranty" tab in the top menu.
- Fill out the required information on the registration form and submit it.

Once you have completed these steps, your product will be eligible for a 2-year warranty.

For warranty claims, please email us your purchase order number along with a short video illustrating the issue at service@travelinspira.com.

-1-

WARNING



• INGESTION HAZARD:

This product contains a button cell or coin battery.

- **DEATH** or serious injury can occur if ingested.
- A swallowed button cell or coin battery can cause **Internal Chemical Burns** in as little as 2 hours.
- **KEEP** new and used batteries **OUT OF REACH OF CHILDREN.**
- **Seek immediate medical attention** if a battery is suspected to be swallowed or inserted inside any part of the body.

- Remove and immediately recycle or dispose of used batteries according to local regulations and keep away from children. Do **NOT** dispose of batteries in household trash or incinerate.
- Ven used batteries may cause severe injury or death
- Call a local poison control center for treatment information.
- Non-rechargeable batteries are not to be recharged.
- Do not force discharge, recharge, reassemble, heat above (manufacturer's specified temperature rating) or incinerate. Doing so may result in injury due to venting, leakage or explosion resulting in chemical burns.

-2-

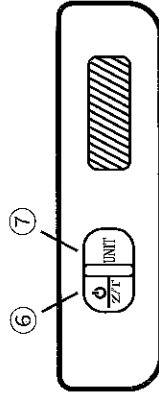
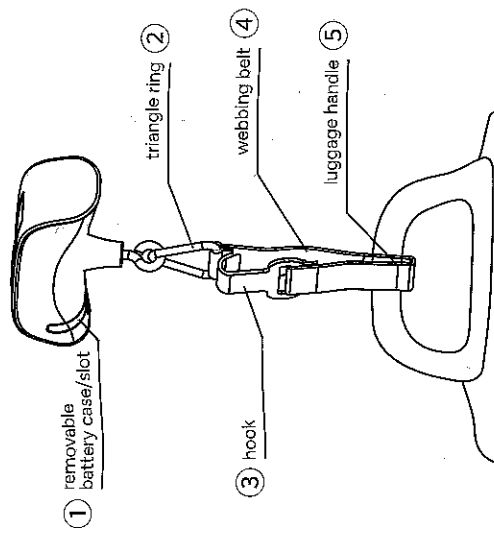
(1) Battery type: 3v Lithium-Manganese Dioxide
Burton Cell /Lithium Metal Battery

(2) Battery Model: CR2032 Not for recharge

(3) Lithium content: 0.072g

(4) Cell Mass: 3.0g

- Ensure the batteries are installed correctly according to polarity (+ and -).
- Do not mix old and new batteries, different brands or types of batteries, such as alkaline, carbon-zinc, or rechargeable batteries.
- Remove and immediately recycle or dispose of batteries from equipment not used for an extended period of time according to local regulations.
- Always completely secure the battery compartment. If the battery compartment does not close securely, stop using the product, remove the batteries, and keep them away from children.



How To Use

- (1) Strap the ④ webbing belt through the ⑤ luggage handle, and secure the ③ hook of the belt onto the ② triangle ring. The scale should be directly above the ⑤ luggage handle as shown in the drawing.
- (2) Press the ⑥ before lifting
- (3) When LCD display indicates to zero, press ⑦ to select weight unit (lb / kg)
- (4) Hooking the luggage and lift the scale gently. (We strongly recommend that you use 2 hands when weighing your luggages. Please kindly note that improper way of lifting heavy objects may cause injury.) Make sure the scale is horizontal and balanced. Then the weight of object will be shown. About 5 seconds later the reading will flash 3 times and it will be locked.
- (5) The value will be shown for 2 minutes before automatically switch off.
- (6) If you want to measure another suitcase, press ⑥ to reset LCD display and repeat (1) — (5) again.
- (7) In addition to the function mentioned in step (3), pressing ⑦ can also be used to select the temperature unit. You can choose between Celsius (°C) or Fahrenheit (°F) to display the room temperature.
- (8) Replace battery when LCD shows "Lo".
- (9) If the scale wouldn't turn on. To see if the isolation tag on the battery has been removed. Also the battery should be inserted correctly. If after the above process, it still could not work, please contact us.

Note

The ① isolation tag must be removed from the battery case before use!



Switch On/Off

- Press the ⑥ for 2 seconds to switch on/off.
- If LO, symbolized low battery. Please replace batteries in matching polarities if LO indicator is on. If LO is on after battery replacement please contact us for support.

Specifications

- Capacity: 110lbs /50kgs
- Accuracy: 0.1lbs /50gs
- Zero and tare function
- 14"(35.5mm) LCD display with backlight
- Low battery/over load indication
- Equipped with comfortable rubber handle
- Power:1×3V lithium cell (CR2032)

Safety Precaution

Please follow the rules outlined in this guide closely to ensure your safety and flawless operation:

- DO NOT stress the triangle ring beyond its capacity. During travel, keep the scale away from objects with pointy ends (such as toys, stationeries etc.), which may accidentally switch on the scale and consume battery power.
- To ensure accurate readings, DO NOT use this scale in a strong-magnetic field environment.
- Keep the scale away from babies and children to avoid the danger of swallowing the batteries and small components.
- Be cautious of any edges, uneven surfaces, metal parts, accessories or packaging to prevent possible injury or damage. Take note that this product should not be placed in your mouth.
- Do not modify, repair or dismantle the product. Doing so may result in fire, electric shock, complete breakdown of the product etc. and will void the warranty.
- Do not use any kind of liquid to clean the product. Keep in mind that the surface of the product should only be wiped with a clean dry cloth.
- Do not insert foreign objects or liquids into the product; this could damage the product.
- Refrain from dropping the product or bumping it against other objects.
- Do not use this product in locations with high temperatures or high humidity levels (e.g., bathrooms); ideally, the product should be used in a location free of excessive dust and not exposed to direct sunlight.

-7-

- The product may explode if disposed of in a fire.

- Immediately discontinue using this device if an allergic reaction occurs or you feel discomfort.

- Do not use this product in hazardous locations.

Children

Keep out of reach of children. Do not allow children to play with your product or its accessories. They could hurt themselves or others and could accidentally damage the product. Your product and its accessories may contain small parts that could become detached and create a choking hazard.

Limited Warranty

If within 24 months of purchase this product or any part thereof is proven to be defective by reason of faulty workmanship or defect in materials, we will repair or replace the same product free of charge of labor or materials on condition that:

- The original invoice or sales receipt with the date of purchase is presented with the defective unit.
- Travel Inspira does not take any responsibility for lost information of any kind and will not reimburse you for any such loss.
- The limited warranty is only valid if the original proof of purchase for this product, issued by a Travel Inspira authorized dealer, specifying the date of purchase, is presented with the product to be repaired or replaced.

-8-

- Travel Inspira reserves the right to refuse warranty service if this information has been removed or changed after the original purchase of the product from the dealer.

- The warranty does not cover product failures which have been caused by use of accessories or other peripheral devices which are not Travel Inspira branded original accessories intended for use with the product. The warranty does not cover any damage caused by misuse, abuse, neglect or accidental breakage.

- The warranty does not cover product failures caused by modifications, repairs or disassembly by any person not authorized by the manufacturer.

Additional Information

Please visit our website travelinspira.com or contact our customer service center at service@travelinspira.com to learn more about our new products and special offers.

Product specifications are subject to change at the sole decision and discretion of Travel Inspira without prior notice. © Copyright 2023 by Travel Inspira. All rights are reserved.

-9-