

# KALIMBA

10 KEYS/17 KEYS

The most interesting  
musical instrument for travel



FLORHAM PARK PUBLIC LIBRARY

107 RIDGEDALE AVE

FLORHAM PARK, NJ 07932

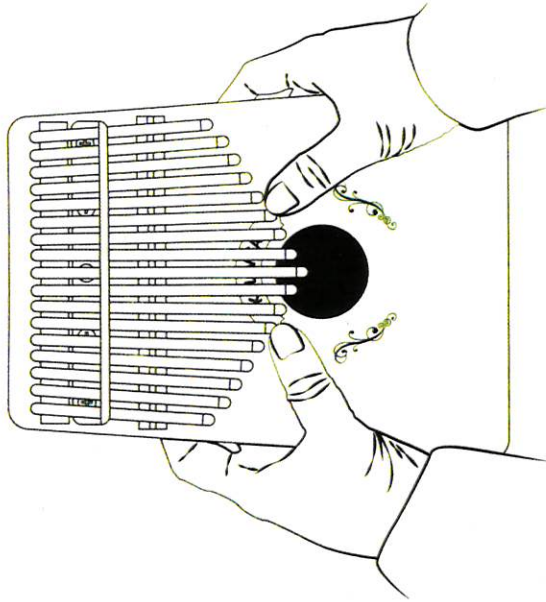
[www.florhamparklib.org](http://www.florhamparklib.org)

973-377-2694


MAY / 2022

# How to play KALIMBA

Hold the KALIMBA by hands, flick the keys back and forth by thumbs.



When not playing KALIMBA, put it into the bag and box. please keep your KALIMBA into the 30-60 relative humidity environment. The resonance will be effected if the KALIMBA gets damp.



Keys:

- 10 keys
- 17 keys

Tone: C  
Material for keys: Metal


Material for body

- Mahogany
- Koa

## Introduction

KALIMBA(Thumb piano)is tuned and tested well before shipment. It adopts international standard C tone, and uses double-screw keys to strengthen the the stability.The solid wood body makes much more sufficient resonance,warmr timbre,and londer lasting sound.

## Product size



Unit : inch

## Accessories

- Specification
- Flannelette Bag
- Tuning Tool
- Wipe Cloth
- Label Sticker

# Contents

## Part1 : The Basics

Product Structure: 10keys/17keys  
Way of Tuning  
Fixing Buzz Sound  
Tuning  
Phonetic Symbol  
Tuning Software  
Tone Scale Tuning: 10keys/17keys  
Skill

## Part2 : KALIMBA Tablature

KALIMBA Tablature

## Part3 : Single-tone Practice

Single-tone Practice

## Part4 : Playing/Singing

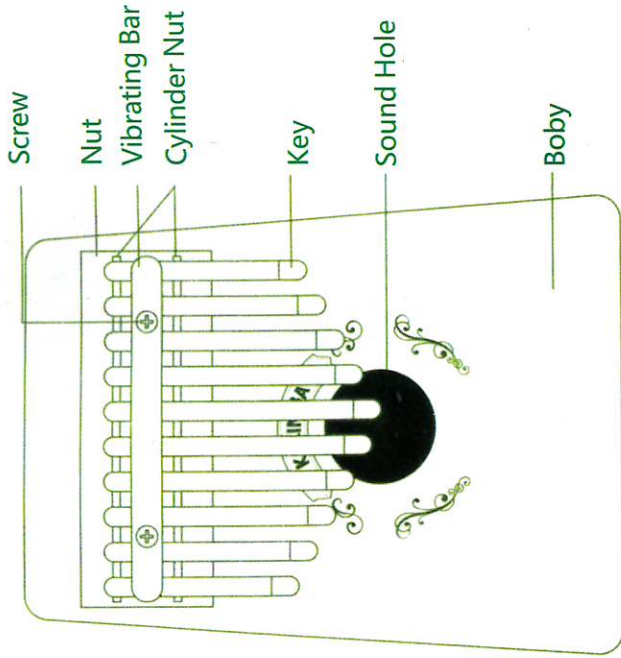
Playing & Singing



# The Basics

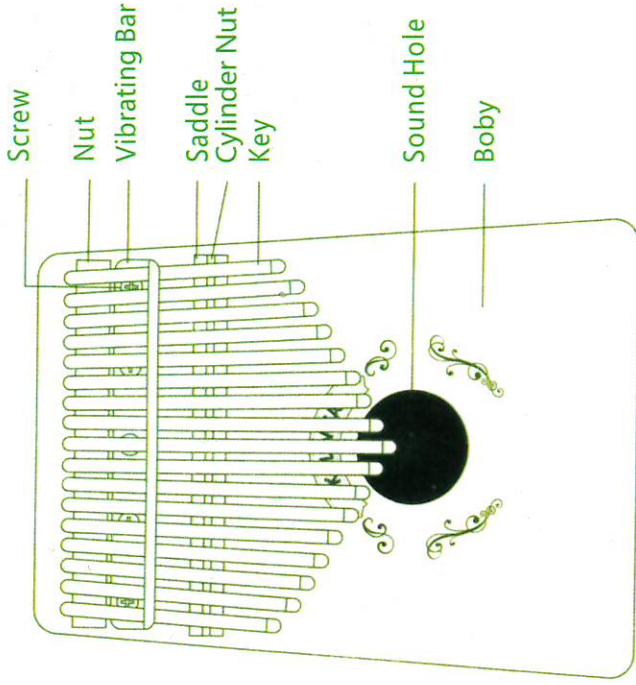
# 10 keys KALIMBA

Product structure



# 17 keys KALIMBA


Product structure



## Way of Tuning




Adjust direction  
for lower pitch



Adjust direction  
for higher pitch

## Fixing the Buzz Sound

If one or two keys have the buzz sound, don't be panic. It's a normal phenomena and can easily be fixed. You can move the key left of right and the issue should be resolved. If the above step cannot solve the issue, simply insert a piece of paper card between the key bridge and slide the paper up and down for micro adjustment. The buzz sound should disappear.



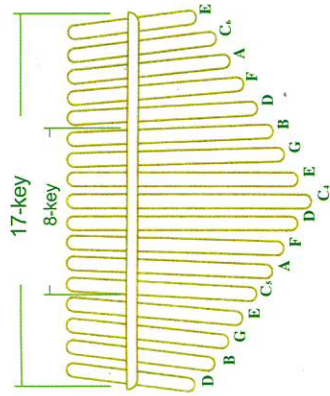


Accurate tone is necessary for exgiste tone.We can use real tuner or download App to help us on tuning.For Android:gstrings.For iOS:ins Tuner.

Note:sometimes during tuning,the key next to the one being tuned will resonate and affects the tuner.In this case please press the resonating key and play the key which is under tuning.

## Phonetic Symbol

for 17-key KALIMBA



## Tuning Software

Android system app : gstrings.

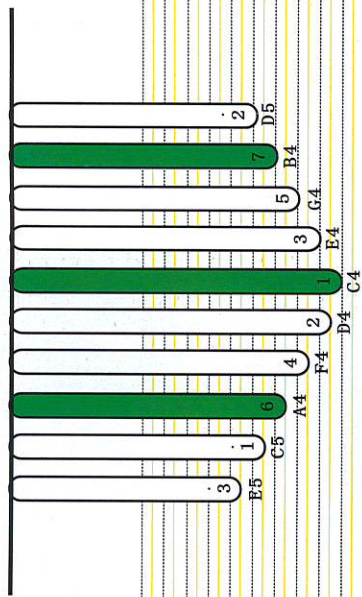
Apple system app : ins Tuner.



Tuning tool downloaded on cellphone.  
Twelve frequency tuner.

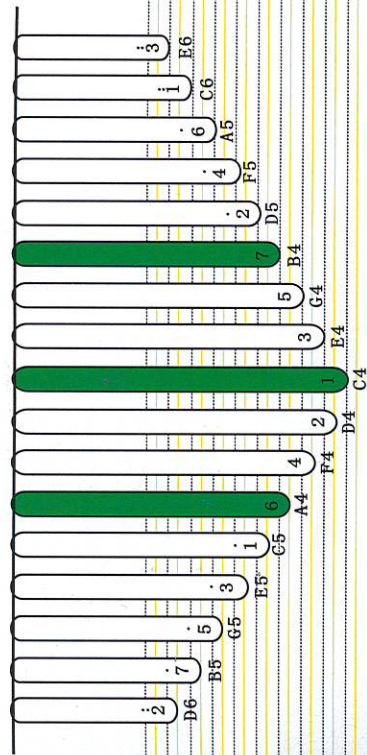
# 10Keys KALIMBA

Tone scale tuning comparison



# 17Keys KALIMBA


Tone scale tuning comparison



## Skill


1.

Hold the KALIMBA and flick the key with your thumb finger nail. This will make clean sound and won't hurt your thumb.



2.

To make "Wah" sound, put your two middle fingers around the back sound hole and wave around it while playing.



3.

Another Wah sound technique: wave the thumb up and down above the sound hole while playing.



## KALIMBA Tablature

# KALIMBA Tablature

**|** Ktab score is an universal method for KALIMBA.

It is played by the corresponding position on the key with staff notes

**|** Ktab score, the reading direction: from bottom to top.

**|** Quarter Note ..... 

When quarter note appears, the time we play will be one beat.

**|** Eighth Note ..... 

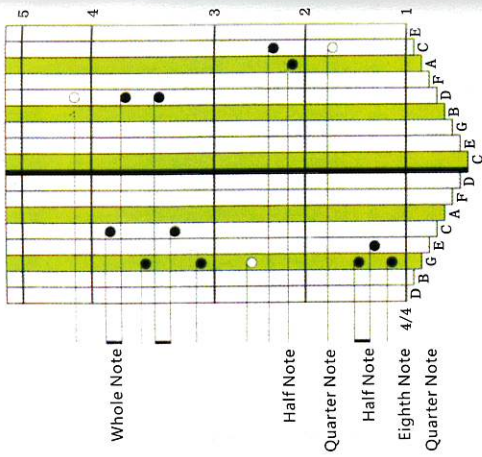
When eighth note appears, the time we play will be two beals.

**|** Half Note ..... 

When half note appears, the time we play will be two beals.

**|** Whole Note ..... 

When whole note appears, the time we play will be four beals.



Whole Note |

Half Note

Quarter Note

Half Note |

Eighth Note 4/4

Quarter Note



# Little star

# You are my sunshine

4/4 /1 /2 /3

5 4 3 2 1  
E C A F D C E G B D

12 11 10 9  
E C A F D C E G B D

9 8 7 6 5  
E C A F D C E G B D

4/4 /1 /2 /3

4/4 /1 /2 /3

3 2 1  
D B G E C A F D C E G B D

6 5 4  
D B G E C A F D C E G B D

9 8 7  
D B G E C A F D C E G B D

# 4

Playing/Singing

## You are my sunshine

<Playing & Singing> 10keys / 17keys

C C  
You are my sunshine my only sunshine C  
F C  
You make me happy when skies are gray  
F C G C  
You'll never know dear how much I love you  
C G C  
Please don't take my sunshine away

Chord/ rhythmic(refer to the tone scale tuning comparison)

C=1353 F=4616 G=5727

# Little star

<Playing & Singing> 10keys / 17keys

C C F C F C G C  
 Twinkle twinkle little star How I wonder what you are  
 C F C G C F C G  
 Up above the world so high Like a diamond in the sky  
 C C F C F C G C  
 Twinkle twinkle little star How I wonder what you are

Chord/ rhythmic(refer to the tone scale tuning comparison)

C=1353 F=4616 G=5727

# You are my sunshine

<Playing> 17keys

4/4 /1

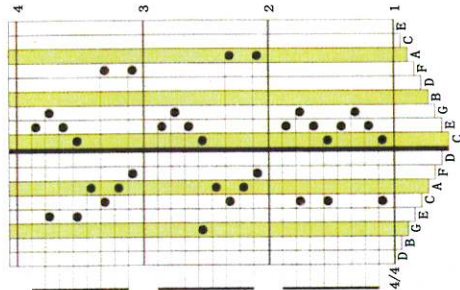
/2

/3

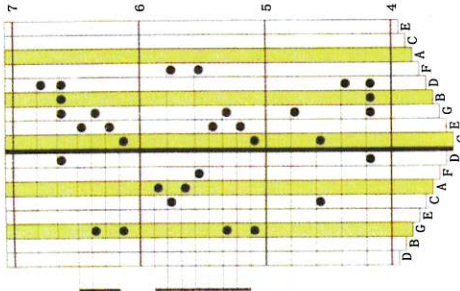
# Little star

<Playing> 17keys

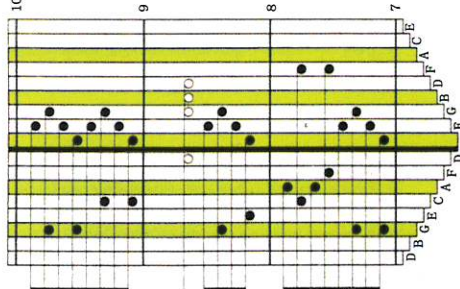
/1



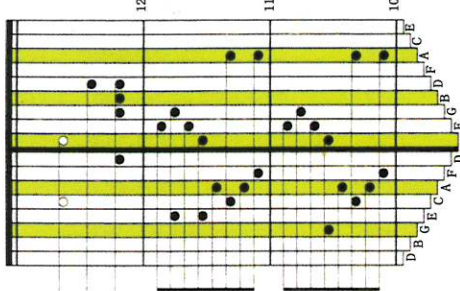
/2



/3



/4



# Little star

<Playing> 17keys

# Music practice

A musical staff with five lines. The notes are: D (first line), B (second space), G (second line), E (third space), C (third line), A (third space), F (fourth line), D (fourth space), E (fifth line), C (first space), B (first line), D (second space), F (second line), A (second space), C (third line), E (third space).

A musical staff with five lines. The notes are: D (first line), B (second space), G (second line), E (third space), C (third line), A (third space), F (fourth line), D (fourth space), E (fifth line), C (first space), B (first line), D (second space), F (second line), A (second space), C (third line), E (third space).

A musical staff with five lines. The notes are: D (first line), B (second space), G (second line), E (third space), C (third line), A (third space), F (fourth line), D (fourth space), E (fifth line), C (first space), B (first line), D (second space), F (second line), A (second space), C (third line), E (third space).

Wonderful warmer playing sound from

