

JESUS' FIRST MIRACLE

Bible Reference: John 2

Date: 5/31/26

Grade: PreK /Kindergarten

2nd Service

Memory Verse:

"He appeared so that he might take away our sins. And in him there is no sin." 1 John 3:5

Big Picture Question:

Did Jesus ever sin? No, Jesus never sinned.

Christ Connection

- By turning water into special grape juice, Jesus showed his glory. Jesus is God's Son who came to do God's plan. Jesus' disciples saw the miracle and believed in Him. Jesus calls us to believe in Him too.

Schedule

- Welcome/ Intro Activity.....5 minutes
- **Kids Worship @ 11:00**.....15-20 minutes
- Circle Time and Bible Story.....10 minutes
- Movement Activity.....10 minutes
- Craft.....5-7 minutes
- Music.....5 minutes
- Friends from Afar.....5-7 minutes
- Prayer and Bible Verse.....10 minutes
- Snack/ Discussion Time.....5-7 minutes
- Additional Activities.....As Needed

Notes and Reminders

Happy 5th Sunday! Thank you so much for your willingness to serve this week, and continue loving all of the kids in your class!



SHEPHERD BIBLE STUDY

Jesus' first miracle at the wedding in Cana reveals His power as the **Messiah** and His glory as the one and only Son of God. Jesus continued to draw people to Himself as He stepped into His public ministry, though He continued to move only in accordance with the will of His Father in heaven.

The wedding in Cana served as the backdrop to Jesus' first miraculous act as **Messiah**. At this celebration, He met a need that was far greater than providing mere beverages to thirsty guests; rather, He selectively revealed His glory to those who were aware a miracle had taken place. When Jesus asked His mother, "What has this concern of yours to do with me, woman?", He revealed that, even though Jesus is worthy of all praise, it was not the right time for Him to be publicly fully glorified and worshiped. Jesus was submissive to His Father's timing in all things.

Jesus transformed basic water into the most spectacular wine of the night. This was an even greater feat than **Moses** sweetening the Israelites' bitter water in Exodus 15. Christ demonstrated to onlookers that He is greater than even the mightiest prophets of the Old Testament. Jesus revealed His glory as the one and only Son of God, the one worthy of faith.

Even greater than the miracle of turning water into wine, Jesus has the power to turn sinners into saints (believers), just as He led the disciples to believe in Him by faith (verse 11). This week, help kids to see that Jesus has the power to bring us into a right relationship with the Father and mold us into His image as we continue to trust and obey.



JUNIOR SHEPHERD HIGHLIGHT

Jesus' first miracle happened at a wedding in a place called Cana. This miracle showed that He has power and that He is the Son of God. As Jesus began His public work, more people started following Him. But He always did things at the right time, according to His Father in heaven.

At the wedding, something went wrong—they ran out of wine. Jesus didn't just help by giving them more to drink. He used this moment to quietly show His power to a few people who noticed what happened. When He talked to His mother, He showed that even though He deserves praise, it wasn't time yet for everyone to fully recognize who He was. He followed God's timing in everything.

Jesus turned plain water into the best wine at the party. This showed that He is even more powerful than great leaders from the Old Testament, like Moses. It proved that Jesus is truly the Son of God and someone people can trust and believe in.

Even more amazing than turning water into wine, Jesus can change people's lives. He can take people who do wrong and help them become better and closer to God. Just like His disciples learned to trust Him, we can too. Jesus helps us have a right relationship with God and become more like Him as we trust and obey Him.



OUTLINE



Welcome and Intro Activity

5 minutes

Welcome the children and mark them as present on the attendance sheet on the clipboard by the door.

- Write the words **JESUS, ONE, WATER, GOD, and JAR** on index cards, one word per card. Collect letters that spell these words. Set the rest aside. Place the cards and magnetic letters on a table. Invite children to spell words. Read the word cards aloud and ask the child to select a card. Help the child spell the word on the card by matching the letters to the word on the card and arranging them in the correct order.
- **SAY** Some of the words we heard in today's Bible story are: **JESUS, ONE, WATER, and JAR**. When the guests drank all the special grape juice, Jesus told the servants to fill six large jars full of water. Then Jesus turned the water in the jars into special grape juice. This was Jesus' first miracle. Jesus showed His glory and did miracles to show that He is God's Son. Jesus' followers who saw His first miracle believed in Him. Jesus wants us to believe in Him too.

Circle Time and Bible Story

10 minutes

Thinking Activity

- Place a Bible, the Bible Story Picture Poster, a dry erase board, and dry erase markers in the group-time area. Invite children to come and play a picture-guessing game. Tell the kids that you are going to draw pictures on the board of things that have to do with water. Instruct the kids to guess what you are drawing and to tell how it relates to water. Draw simple pictures such as a glass of water, raindrops falling on an umbrella, a boat in a lake, a hose with water spurting out, boots splashing in water, and so forth.
- **SAY** We can't live without water. We drink it, we bathe in it, we play in it, and sometimes we play in it when it rains. Today, Jesus did something very special with water. He did a miracle with it. A miracle is something only God can do. Listen carefully to what Jesus did with water in the Bible story.

Bible Story

- Jesus' mother **Mary** was at a wedding in **Cana**. Jesus and His followers were there too. When the guests drank all the special grape juice, **Mary** told Jesus, "The special grape juice is all gone." "Why are you telling Me this?" Jesus asked. "My time has not yet come." Jesus' mother told the servants to do whatever Jesus said. Jesus told the servants to take six stone jars and fill them to the very top with water. Then He said, "Take some out and give it to the person in charge of this feast."





- The servants did what Jesus said. When the host drank it, the water had turned into special grape juice! He didn't know where it came from, but the servants knew. The host told the groom, "Usually everyone serves the best grape juice first and then the other grape juice. But you have saved the best for now!" This was Jesus' first miracle. He showed His glory, and His followers believed in Him

Christ Connection

- By turning water into special grape juice, Jesus showed his glory. Jesus is God's Son who came to do God's plan. Jesus' disciples saw the miracle and believed in Him. Jesus calls us to believe in Him too.

Review Activity

- Show children the Bible Story Picture Poster. Ask the children questions as you hold the picture and point to it. Questions may include, **Where was Jesus?** (a wedding) **What happened at the wedding?** (The special grape juice was all gone.) **Who told Jesus that the special grape juice was all gone?** (Mary, Jesus' mother) **What did Jesus tell the servants to do?** (Fill six jars full of water) **What happened to the water in the jars?** (It turned into special grape juice.) **Was this Jesus' first miracle?** (Yes.)
- **SAY** Jesus was at a wedding where the guests drank all of the special grape juice. Jesus told the servants to take six jars and to fill them with water. The servants did what Jesus said. When the host drank it, the water had turned to special grape juice. Jesus showed His glory and did miracles to show that He is God's Son. Jesus' followers who saw His first miracle believed in Him. Jesus wants us to believe in Him too.

Movement Activity

10 minutes

Write the number 1 on small pieces of paper, one per child. Gather kids into a group, lead them to be seated, and prompt them to close their eyes. While the kids' eyes are closed, hide the pieces of paper around the room in plain sight. Lead the children to open their eyes and find the pieces of paper. Direct the children to bring the papers to you after they find them. Play several rounds as time allows. Show one of the papers to the kids.

SAY This is a number 1. In today's Bible story, we learned about Jesus' first miracle. He turned water into special grape juice. This miracle showed Jesus' glory to those around Him. Jesus did miracles to show that He is God's Son. Jesus' followers who saw His first miracle believed in Him. Jesus wants us to believe in Him too.





Craft

5-7 minutes

Distribute prepared “Jesus showed His glory” papers, blue construction paper, and glue sticks to each child. Show children how to rip the blue construction paper into long, wavy strips and glue the strips of paper onto their white papers to look like water.

SAY Our papers say, ‘Jesus showed His glory.’ In today’s Bible story, Jesus did His first miracle when He turned water into special grape juice. Jesus showed His glory when He did miracles, like this one. Jesus did miracles to show that He is God’s Son. Jesus’ followers who saw His first miracle believed in Him. Jesus wants us to believe in Him too.



Music

5 minutes

You will find music and other video resources on the USB which is already plugged into the TV. Feel free to play the videos in any order you like! You may distribute the Activity Page for the children to complete at this time, if they would prefer to sit and listen to the music.

Friends From Afar

5-7 minutes

You will find today’s activity for Friends from Afar in the Binder on the counter. The information for this month’s Global Partner family and an activity to learn about where they are serving are included.





Prayer and Bible Verse

10 minutes

Prayer (Use these words, or your own, to pray about today's Bible lesson. Take time to listen to prayer requests from the children and pray for them as well!)

- Jesus, You are God's Son. You give us what we need. Thank You for meeting our greatest need by rescuing us from our sin. You died for our sins and rose again because You love us. We worship You. Amen.

Bible Verse

- Gather children together and blow bubbles. As you blow bubbles, encourage children to play in the bubbles and to pop them.. Say the key passage phrase several times while you blow bubbles and encourage children to repeat it with you. Continue blowing bubbles and saying the key passage phrase as time allows.
- SAY It was fun to play in the bubbles, wasn't it? As you popped bubbles, you said our Bible verse with me. The passage tells us that Jesus came to earth to take away sins. He did this even though He never sinned. Let's say our key passage phrase together again: 'He appeared so that he might take away our sins. And in Him there is no sin. 1 John 3:5.'

Snack and Discussion Time

5-7 minutes

Have children sanitize their hands before passing out snacks and cups of water. During this time, you can connect with children and discuss questions regarding the lesson.

1. What did you like about the Bible story? (Answers will vary.)
2. What were some things in the Bible story that made you happy or sad? (Answers will vary.)
3. What miracle did Jesus perform in today's story? (He turned water into special grape juice.)
4. Why did Jesus's mother tell the servants to do what Jesus said? (She knew Jesus was able to do miracles because she knew He was God's Son.)
5. Should we do what Jesus says? How can we know what Jesus says? (Yes, we should do what Jesus says, and we can read what Jesus said in the Bible.)
6. Did Jesus ever sin? No, Jesus never sinned.

SAY When Jesus' mother realized that the wedding had run out of special grape juice, she told the servants to do whatever Jesus said. They followed Jesus' instructions and filled six jars full of water. When the host drank it, he tasted special grape juice instead of water. Jesus showed His glory by performing His first miracle.





Additional Activities

As Needed

Do Whatever They Tell You

- Choose a classroom activity for kids to play, such as blocks, the kitchen center, or puzzles. If none of these activities are available, set out paper and crayons. Form kids into small groups and appoint one preschooler in each group to be the leader. The leader will tell the other preschoolers in the group how to play, and the other preschoolers will do whatever the leader says. After a few minutes, select a new leader for each group.
- **SAY** Jesus' mother told the servants to do whatever Jesus told them to do. We also should do whatever Jesus says because Jesus is God! We can trust that He will tell us the right thing to do because He is perfect and always right. Did Jesus ever sin? No, Jesus never sinned. Jesus died for our sins and rose again so that we could be forgiven of our sin.

Fill Cups

- Form teams of four to six kids. Give each team six empty cups. Place a large bucket of cotton balls across the room. Instruct one child from each team to race to the bucket, fill his cup to the top with cotton balls, and race back to his team. Direct the next child in line to repeat the process with an empty cup. Continue the relay until one team fills all six cups to the top. (Note: Turn the game into a cooperative challenge by setting a timer and encouraging all teams to work together to move the cotton balls as quickly as possible.)
- **SAY** In today's story, Jesus told the servants to fill six jars to the top with water. When the host tasted it, he found that the jars were filled with special grape juice! Jesus showed His glory with this miracle, showing He is God's Son. If we trust in Jesus and ask Him to forgive us, He will forgive our sins and give us life with God forever.

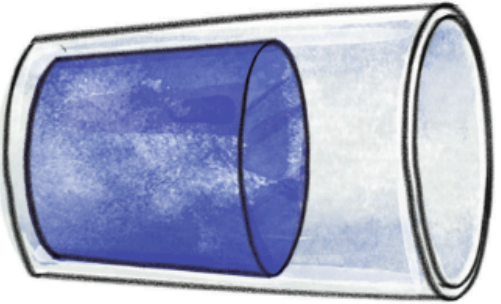
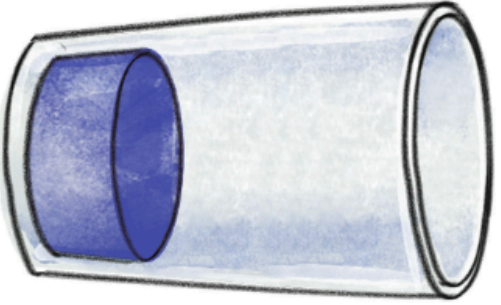
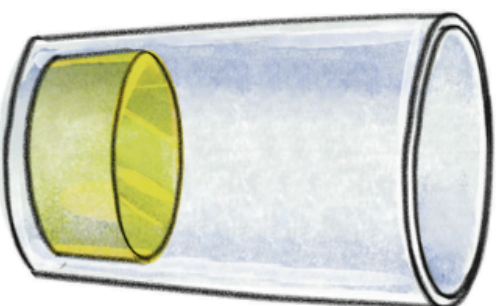

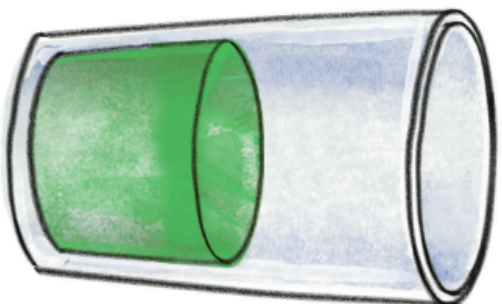
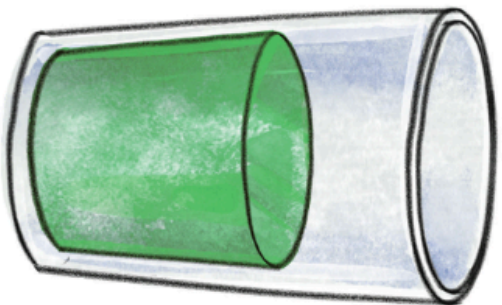

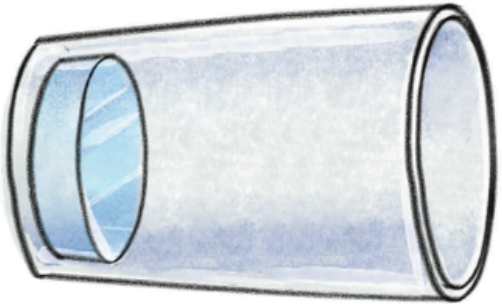
Praise God

- Guide kids to sit in a circle, passing a ball around from child to child until the music stops. Whoever is holding the ball when the music stops will complete this sentence: "I give God glory for _____." Explain to kids that giving God glory is another way of thanking Him or praising Him.
- **SAY** It was great to hear you all praise God by thanking Him for good things He has done! We give God glory when we praise Him. Jesus showed His glory by performing miracles. We see His glory any time we see God doing something good or amazing in our lives.



Which Jar Has More?

INSTRUCTIONS: At a wedding, Jesus asked the servants to fill jars with water. In each pair of cup pictures, circle the cup that has more in it. The first one has been done for you.





Jesus' First Miracle

John 2

STORY POINT:

Jesus showed His glory.

CHRIST CONNECTION:

By turning water into special grape juice, Jesus showed His glory. Jesus is God's Son who came to do God's plan. Jesus' disciples saw the miracle and believed in Him. Jesus calls us to believe in Him too.

KEY PASSAGE:

1 John 3:5

BIG PICTURE QUESTION:

Did Jesus ever sin? No, Jesus never sinned.

Scan the QR code
for resources to
use at home!





JESUS SHOWED HIS GLORY