



# SHEPHERD BIBLE STUDY

Jesus' first miracle at the wedding in Cana reveals His power as the **Messiah** and His glory as the one and only Son of God. Jesus continued to draw people to Himself as He stepped into His public ministry, though He continued to move only in accordance with the will of His Father in heaven.

The wedding in Cana served as the backdrop to Jesus' first miraculous act as **Messiah**. At this celebration, He met a need that was far greater than providing mere beverages to thirsty guests; rather, He selectively revealed His glory to those who were aware a miracle had taken place. When Jesus asked His mother, "What has this concern of yours to do with me, woman?", He revealed that, even though Jesus is worthy of all praise, it was not the right time for Him to be publicly fully glorified and worshiped. Jesus was submissive to His Father's timing in all things.

Jesus transformed basic water into the most spectacular wine of the night. This was an even greater feat than **Moses** sweetening the Israelites' bitter water in Exodus 15. Christ demonstrated to onlookers that He is greater than even the mightiest prophets of the Old Testament. Jesus revealed His glory as the one and only Son of God, the one worthy of faith.

Even greater than the miracle of turning water into wine, Jesus has the power to turn sinners into saints (believers), just as He led the disciples to believe in Him by faith (verse 11). This week, help kids to see that Jesus has the power to bring us into a right relationship with the Father and mold us into His image as we continue to trust and obey.



# JUNIOR SHEPHERD HIGHLIGHT

Jesus' first miracle happened at a wedding in a place called Cana. This miracle showed that He has power and that He is the Son of God. As Jesus began His public work, more people started following Him. But He always did things at the right time, according to His Father in heaven.

At the wedding, something went wrong—they ran out of wine. Jesus didn't just help by giving them more to drink. He used this moment to quietly show His power to a few people who noticed what happened. When He talked to His mother, He showed that even though He deserves praise, it wasn't time yet for everyone to fully recognize who He was. He followed God's timing in everything.

Jesus turned plain water into the best wine at the party. This showed that He is even more powerful than great leaders from the Old Testament, like Moses. It proved that Jesus is truly the Son of God and someone people can trust and believe in.

Even more amazing than turning water into wine, Jesus can change people's lives. He can take people who do wrong and help them become better and closer to God. Just like His disciples learned to trust Him, we can too. Jesus helps us have a right relationship with God and become more like Him as we trust and obey Him.



# OUTLINE



## Welcome and Intro Activity

5 minutes

Welcome each child and mark them as present on the attendance sheet on the clipboard by the door.

- Invite children to make wedding cakes out of play dough. Encourage them to “decorate” the cakes with additional play dough. Ask kids if they have ever been to a wedding. Talk about things they remember seeing, hearing, and doing. Mention that wedding cakes are usually a big part of modern-day wedding celebrations.
- **SAY** Weddings are times to celebrate. Today we will hear a story about a wedding Jesus, His friends, and His mother went to. At the wedding, Jesus showed His glory as He did something only God could do. We will learn about Jesus’ first miracle.

## Circle Time and Bible Story

10 minutes

### Thinking Activity

- Display wedding photographs or pictures of things you may see at weddings. There will be several pictures provided in your bin, but you can also bring pictures from your own wedding! Talk about things you see at weddings or ask children to name different things they know about weddings or have seen at weddings.
- **SAY** A wedding is a special time when a man and woman get married. There is usually a ceremony and then a party to celebrate. In Bible times, people had weddings too. They were times of celebration with family and friends. Today we will hear a true story about a wedding Jesus attended.

### Bible Story

- Jesus’ mother, **Mary**, went to a wedding in **Cana**. Jesus and His followers—the disciples—were there too. When the guests drank all the special grape juice, **Mary** told Jesus, “The special grape juice is all gone.” “What does this have to do with me?” Jesus asked. “My time has not yet come.” Jesus’ mother told the servants, “Do whatever He tells you.” Nearby, there were six stone water jars used for washing. Jesus told the servants to fill the jars with water. The servants filled them to the very top. Then Jesus said, “Now take some out and give it to the host of the feast.” The servants did what Jesus said. When the host drank it, the water had turned into special grape juice. He didn’t know where the juice came from, but the servants knew. The host went to the groom and said, “Everyone sets out the best grape juice first. Then, after everyone has had enough, they bring out the other grape juice. But you have saved the best for now!” This was Jesus’ first miracle. He showed His glory, and the disciples believed in Him.





### Christ Connection

- By turning water into special grape juice, Jesus showed his glory. Jesus is God's Son who came to do God's plan. Jesus' disciples saw the miracle and believed in Him. Jesus calls us to believe in Him too.

### Review Activity

- Write review questions from the story on slips of paper. Fold the papers and place them in a jar. Use some of the following questions or create your own:
  - Who were some of the people at the wedding?
  - What was the problem at the wedding?
  - Who told the servants to listen to Jesus?
  - What did Jesus tell the servants to do?
  - What happened when the host drank the water?
- Choose a child to pick a question from the jar. Read the question and invite kids to answer it. Continue until all questions are answered. Display the Bible Story Picture Poster to assist kids in answering the questions.
- SAY Jesus showed His glory when He turned water to special grape juice. This was a miracle. A miracle is something amazing that only God can do. Jesus would do many more miracles throughout His time on earth, but turning water to special grape juice was the first miracle we read about in the Bible.

### Movement Activity

10 minutes

Guide children to play variations of follow-the-leader. Assist them in forming a line. Assign the first child in the line the role of leader. Invite her to move around the room doing different motions while everyone else follows her in the line. Allow several kids to be the leader. Gather children in a circle. Choose one child to be the leader. Invite him to repeat a motion such as jumping up and down, running in place, clapping hands, and so on. Guide the rest of the children to follow the action.

SAY You did a good job following the different leaders we had. When you follow the leader, you do or say what she tells you to do. In today's Bible story, Jesus' mother, **Mary**, told the servants to do whatever Jesus told them to do. **Mary** knew Jesus could help. Jesus told the servants to fill the jars with water and then give some of the water to the wedding host. The servants did what Jesus said. When the host drank it, the water had turned into special grape juice! This was something only God could do. Jesus showed His glory.



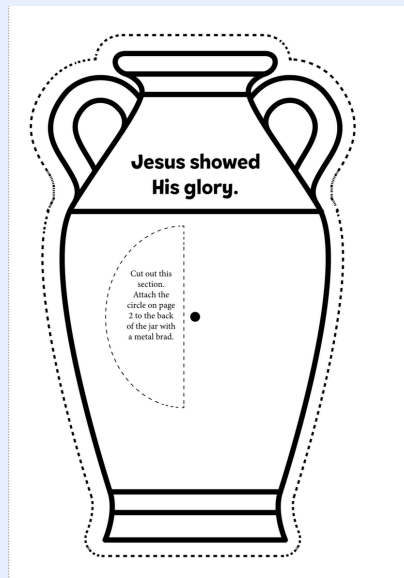


### Craft

5-7 minutes

Invite each child to decorate a water jar printable. Guide them to color half of the circle cutout blue and the other half purple. Assist a child in attaching the circle to the back of the water jar with a metal brad. Demonstrate how to rotate the circle on the back of the jar to “change” the water to special grape juice.

**SAY** Jesus showed His glory when He changed water to special grape juice at a wedding. This was Jesus’ first miracle. **Miracles** are things only God can do. When Jesus’ disciples saw this, they believed in Him. **We** can read about this miracle and many more miracles throughout the Bible. As people saw Jesus do these miracles, many believed in Him. **We** can believe in Jesus too.



### Music

5 minutes

You will find music and other video resources on the USB which is already plugged into the TV. Feel free to play the videos in any order you like! You may distribute the Activity Page for the children to complete at this time, if they would prefer to sit and listen to the music.

### Friends From Afar

5-7 minutes

You will find today’s activity for Friends from Afar in the Binder on the counter. The information for this month’s Global Partner family and an activity to learn about where they are serving are included. Necessary supplies are located in your bin.





### Prayer and Bible Verse

10 minutes

Prayer (Use these words, or your own, to pray about today's Bible lesson. Take time to listen to prayer requests from the children and pray for them as well!)

- God, thank You for doing things no one else can do! Thank You sending Your Son, Jesus, and for the ways He showed His glory so people would believe in Him. Help us believe in Jesus too. Amen.

### Bible Verse

- Gather children together and blow bubbles. As you blow bubbles, encourage children to play in the bubbles and to pop them.. Say the key passage phrase several times while you blow bubbles and encourage children to repeat it with you. Continue blowing bubbles and saying the key passage phrase as time allows.
- SAY It was fun to play in the bubbles, wasn't it? As you popped bubbles, you said our Bible verse with me. The passage tells us that Jesus came to earth to take away sins. He did this even though He never sinned. Let's say our key passage phrase together again: 'He appeared so that he might take away our sins. And in Him there is no sin. 1 John 3:5.'

### Snack and Discussion Time

5-7 minutes

Have children sanitize their hands before passing out snacks and cups of water. During this time, you can connect with children and discuss questions regarding the lesson.

1. What did you like about the Bible story? (Answers will vary.)
2. What were some things in the Bible story that made you happy or sad? (Answers will vary.)
3. What miracle did Jesus perform in today's story? (He turned water into special grape juice.)
4. Why did Jesus's mother tell the servants to do what Jesus said? (She knew Jesus was able to do miracles because she knew He was God's Son.)
5. Should we do what Jesus says? How can we know what Jesus says? (Yes, we should do what Jesus says, and we can read what Jesus said in the Bible.)
6. Did Jesus ever sin? No, Jesus never sinned.

SAY When Jesus' mother realized that the wedding had run out of special grape juice, she told the servants to do whatever Jesus said. They followed Jesus' instructions and filled six jars full of water. When the host drank it, he tasted special grape juice instead of water. Jesus showed His glory by performing His first miracle.





### Group Game

10 minutes

- Choose a classroom activity for kids to play, such as blocks, the kitchen center, or puzzles. If none of these activities are available, set out paper and crayons. Form kids into small groups and appoint one preschooler in each group to be the leader. The leader will tell the other preschoolers in the group how to play, and the other preschoolers will do whatever the leader says. After a few minutes, select a new leader for each group.
- **SAY** Jesus' mother told the servants to do whatever Jesus told them to do. We also should do whatever Jesus says because Jesus is God! We can trust that He will tell us the right thing to do because He is perfect and always right. Did Jesus ever sin? No, Jesus never sinned. Jesus died for our sins and rose again so that we could be forgiven of our sin.

### Additional Activities

As Needed

#### Fill Cups

- Form teams of four to six kids. Give each team six empty cups. Place a large bucket of cotton balls across the room. Instruct one child from each team to race to the bucket, fill his cup to the top with cotton balls, and race back to his team. Direct the next child in line to repeat the process with an empty cup. Continue the relay until one team fills all six cups to the top. (Note: Turn the game into a cooperative challenge by setting a timer and encouraging all teams to work together to move the cotton balls as quickly as possible.)
- **SAY** In today's story, Jesus told the servants to fill six jars to the top with water. When the host tasted it, he found that the jars were filled with special grape juice! Jesus showed His glory with this miracle, showing He is God's Son. If we trust in Jesus and ask Him to forgive us, He will forgive our sins and give us life with God forever.


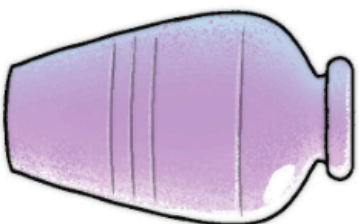
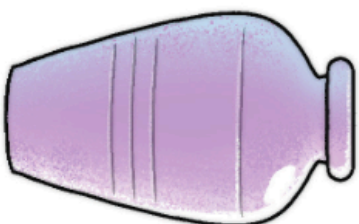
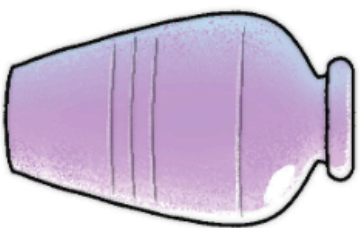
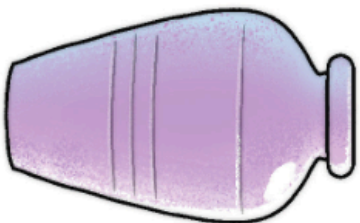


#### Praise God

- Guide kids to sit in a circle, passing a ball around from child to child until the music stops. Whoever is holding the ball when the music stops will complete this sentence: "I give God glory for \_\_\_\_\_." Explain to kids that giving God glory is another way of thanking Him or praising Him.
- **SAY** It was great to hear you all praise God by thanking Him for good things He has done! We give God glory when we praise Him. Jesus showed His glory by performing miracles. We see His glory any time we see God doing something good or amazing in our lives.



# Circle the Jars

**INSTRUCTIONS:** Jesus turned water into special grape juice at a wedding. Look at the pictures below. Find and circle the six jars.





## Jesus' First Miracle

John 2

### STORY POINT:

Jesus showed His glory.

### CHRIST CONNECTION:

By turning water into special grape juice, Jesus showed His glory. Jesus is God's Son who came to do God's plan. Jesus' disciples saw the miracle and believed in Him. Jesus calls us to believe in Him too.

### KEY PASSAGE:

1 John 3:5

### BIG PICTURE QUESTION:

Did Jesus ever sin? No, Jesus never sinned.

Scan the QR code  
for resources to  
use at home!





**Who were some of the people at the wedding?**

**What was the problem at the wedding?**

**Who told the servants to listen to Jesus?**

**What did Jesus tell the servants to do?**

**What happened when the host drank the water?**



**Jesus showed  
His glory.**

Cut out this  
section.  
Attach the  
circle on page  
2 to the back  
of the jar with  
a metal brad.



