

OUTLINE



Arrival/Attendance/ Directed Play

8:55-9:10

Welcome the children and mark them as present on the attendance sheet on the clipboard by the door. Set up the activities and introduce the children to the lesson through these activities. Encourage the kids to participate in both activities as they play together. You may need to ask the kids to come to the different areas so all of them have the opportunity to participate.

Order Numbers

- Find the set of laminated numbers in your bin. Place them on a table and mix them up. Help the children work as a team to order the numbers from 1-10.
- **SAY** You all worked together so fast to put our numbers in order! In today's story, we are going to learn about a list of ten big rules, or laws, that God gave to **Moses**.

Find a Friend

- Pass out the 10 commandments cards so each child has one. Be sure that children with matching cards are not standing next to one another. Encourage the children to find the friend who has the card that matches their own. (Hint: one card will have the number and one card will have the full commandment in each pair)
- **SAY** You did a great job of finding the friend who completed your pair! In our story today, we are going to learn about how God gave **Moses** the law to share with the rest of the Israelites, kind of like you shared a matching number with a friend.

Clean Up and Gather for Story

9:10-9:15

Invite the children to begin cleaning up toys and putting away their activities at 9:10. Then remind them to meet at the carpet for Bible story time. Remind the children that we are going to do our best to be good listeners.





Bible Story

9:15-9:30

Welcome Song

- Welcome all the children by singing their welcome song
- (Tune of Twinkle Twinkle Little Star)
- Welcome, Welcome Everyone
- Now you're here Let's have some fun
- First let's clap our hands like so
- Then reach down and touch our toes
- Welcome, Welcome Everyone
- Now you're here Let's have some fun
 - You can call a group of children names to welcome them and they can stand up and wave if you'd like.

The words from today's story are written below. They are taken from pages 120-123 in the Beginner's Bible (2005/2016 edition). Feel free to use the printed images in your bin or the physical Bible in your room to tell the story.

Ten Commandments (Exodus 19-20)

- God led the Israelites to a mountain. Thunder roared and lighting flashed. The people heard a loud trumpet blast.
- Then God called Moses to the top of the mountain and said, "I am the Lord your God who brought you out of Egypt." God wrote the Ten Commandments on two stone tablets for all his people to obey.
 - 1. God is the only true God.
 - 2. Never make idols.
 - 3. Never misuse the Lord's name.
 - 4. Rest on the Sabbath day, keep it holy.
 - 5. Honor your father and your mother.
 - 6. Do not murder.
 - 7. Husbands and wives must not commit adultery.
 - 8. Do not steal
 - 9. Do not tell lies.
 - 10. Never want what belongs to others.
- The Israelites needed a place to worship. God showed them exactly how to build a special tent. It was called a tabernacle. God placed a cloud over the tent. Whenever the cloud moved, the Israelites packed up and followed it.





Craft/Coloring Page

9:30-9:40

After the story, have the children go to their tables and prepare for a craft to go along with the lesson. Our **BIG IDEA** of the week is: God is all powerful!

Pass out a 10 Commandments door hanger to each child. Place number stickers and crayons on each table for the children to decorate with. Encourage children to hang it on their doorknob when they get home!

As children finish, distribute the coloring page with today's story on the back for children to complete. Have the children place both the craft and coloring sheet in their bin when they are finished.



Friends from Afar

9:40-9:50

You will find today's activity for Friends from Afar in the Binder on the counter. The information for this month's Global Partner family and an activity to learn about where they are serving are included. Necessary supplies are located in your bin.





Songs/Memory Verse/Prayer

9:50-10:05

There is a list of songs for today's lesson on the TV. Use the directions located with the remote to access them.

Prayer (Use these words, or your own, to pray about today's Bible lesson. Take time to listen to prayer requests from the children and pray for them as well!)

- Dear God, thank you for loving us. Thank you for showing us how strong you are by teaching us to live well. Help us to listen to you and trust you. In Jesus' name we pray, Amen.

Memory Verse

- Explain to the children that God is really big! He is strong and can help us with anything and everything we need. He stays with us all the time.

Teach the children the motions for this verse:

- I will- point up with both hands
- be with you- cross your arms over your chest
- I will never- shake your finger 'no'
- leave you- point away
- Joshua 1- hold up 1 finger
- Verse 5- hold up 5 fingers
- This is the children's final week learning this verse, so some kiddos may remember it from previous weeks!

Snack Time at Tables

10:05-10:15

Prior to serving the snack have the children use hand sanitizer before choosing a seat at the table. Each child will have veggie straws on a napkin and a small cup of water. **NOTE:** some children with allergies will have their own snack or drink...parents usually remind shepherds of this at drop off. If a question, please contact Kid Min Staff in hallways. Thanks.

While the children are eating their snack, please read the read aloud book that is in the bin labeled Read Aloud book for snack time. Thanks.





Free Choice Play

10:15-10:40

Once the snack and read aloud are finished, the children may choose free play until their parents come to pick them up.

At dismissal, please make sure to check the child's tag number to match the parent's tag. Have the children take home any papers from their bin. Finally, check them off the attendance as being picked up (the last column for the date).

Thanks so much for shepherding the little ones this week. We appreciate you!






Ten Commandments

Exodus 19–20

God led the Israelites to a mountain.
Thunder roared and lightning flashed.
The people heard a loud trumpet blast.



Then God called Moses to the top of the mountain and said, “I am the LORD your God who brought you out of Egypt.” God wrote the Ten Commandments on two stone tablets for all his people to obey.



1. GOD IS THE ONLY TRUE GOD.

2. NEVER MAKE IDOLS.

3. NEVER MISUSE THE LORD'S NAME.

4. REST ON THE SABBATH DAY, KEEP IT HOLY.

5. HONOR YOUR FATHER AND YOUR MOTHER.


6. DO NOT MURDER.

7. HUSBANDS AND WIVES MUST NOT COMMIT ADULTERY.

8. DO NOT STEAL.

9. DO NOT TELL LIES.

10. NEVER WANT WHAT BELONGS TO OTHERS.



The Israelites needed a place to worship. God showed them exactly how to build a special tent. It was called a *tabernacle*. God placed a cloud over the tent. Whenever the cloud moved, the Israelites packed up and followed it.

God gives the Ten Commandments.

Exodus 19:1—24:18




God gives the Ten Commandments.

Exodus 19:1—24:18

The Israelites walked in the desert for many days. They came to a mountain. God told them to camp by the mountain. All the people set up tents. They gathered fuel and made fires to cook food on. They found places for their animals to rest and eat.

God told Moses to come up to the top of the mountain. God wanted to talk with Moses. God told Moses many things while Moses was on the mountain. God gave Moses two stone tablets that God wrote His laws on. God told Moses many more laws for the people to follow. God's laws helped the people know what God wanted. God's laws told the people to be fair to each other.

Moses went down from the mountain and told the Israelites everything God had told him. The people promised to obey God.



1. God is the only true God.
2. Never make idols.
3. Never misuse the Lord's name.
4. Rest on the Sabbath day, keep it holy.
5. Honor your father and your mother.
6. Do not murder.
7. Husbands and wives must not commit adultery.
8. Do not steal
9. Do not tell lies.
10. Never want what belongs to others



God is the only True God



Never make idols



**Never misuse the Lord's
name**



**Rest on the Sabbath day,
keep it holy**



**Honor your father and
your mother**



Do not murder



**Husbands and wives must
not commit adultery**



Do not steal



Do not tell lies



**Never want what belongs
to others**