

# PRAISE ALL DAY!



**Bible Reference: 1 Thes. 5:16-18**

**Date: 6/5/26**

**Age: 2's**

**Family Worship**

**Memory Verse:**

**“Rejoice always, pray continually, give thanks”**

**1 Thessalonians 5:16-18**

**Big Idea:**

**We can praise God for his goodness all day, every day!**

## Schedule

- **Arrival/Attendance/Directed Play.....15 min.**
- **Clean Up and Gather For Story.....5 min.**
- **Bible Story.....15 min.**
- **Craft/Coloring Page:.....15 min.**
- **Songs/Memory Verse/Prayer.....15 min.**
- **Snack Time at Tables.....15 min.**
- **Free Choice Play.....Until pickup**

## Notes and Reminders

**Thank you for serving with the 2-year-olds on Family Worship Sunday! This year, our youngest preschoolers are learning about prayer during Family Worship. We are so excited for them to learn more about talking to God!**



# OUTLINE



## Arrival/Attendance/ Directed Play 15 min.

Welcome the children and mark them as present on the attendance sheet on the clipboard by the door. Set up on or both of the activities and introduce the children to the lesson through these activities. Encourage all of the kids to participate and play together.

### Pass and Praise

- Have the children sit in a circle. While you play praise music from the TV or your phone, have the children pass the stuffed lamb around the circle. When the music stops, have the child holding the lamb share something they love about God or something they are thankful for.
- **SAY** I loved hearing about all of the things you are thankful for and the things you love about God! When we think about these things and say them to each other or to ourselves, it is called praise! God is good and loves us so much- this means we can praise Him!

### How Do We Praise?

- Find the Praise cards in your bin, and gather children together on the circle time carpet. Show the cards one at a time and talk with the kids about how we can use each thing to praise God. As you discuss, have the kids act out the ideas you come up with together (i.e. if you say you can praise God by clapping your hands, have the children clap together.)
- **SAY** Wow! There are so many ways we can praise God with our bodies. God created us so well and gave us bodies that can do so many things! We can use our bodies to say 'Thank you, God!' every day. We can dance and sing, and clap, and jump to show God that we love him!

## Clean Up and Gather for Story 5 min.

Invite the children to begin cleaning up toys and putting away their activities at 9:10. Then remind them to meet at the carpet for Bible story time. Remind the children that we are going to do our best to be good listeners.






## Bible Story

15 min.

Today's lesson is based on our *Memory Verse* that our 2s classes have focused on during *Family Worship Sundays* this year. We will read from the book "Praise Him!" by Lauren Chandler, which is found in your bin. It follows a young girl through her day, and shows all the ways she praises God! If you are reading this document online, a scanned copy of the book is included at the bottom of this document. As you read, try to help the kids interact with the story by asking questions.

### Sample Questions

- What are some things you thank God for?
- Which animals do you thank God for making?
- What are some times when it is hard to thank God? How can we be thankful on those days?
- What are some ways God keeps you safe?



## Craft/Coloring Page

15 min.

After the story, have the children go to their tables and prepare for a craft to go along with the lesson. Our **BIG IDEA** of the week is: **We can praise God for his goodness all day, every day!**





Give each child a pre-made praise shaker and a verse label. Help each child adhere the label to their shaker. Place stickers and markers from your room on each table and allow children to decorate their shakers. Explain that every time they use their shaker, they should remember to praise God, and thank Him for something in their lives.

As children finish, distribute the coloring page with today's story on the back for children to complete. Have the children place both the craft and coloring sheet in their bin when they are finished.



## Songs/Memory Verse/Prayer

15 min.

Prayer (Use these words, or your own, to pray about today's Bible lesson. Take time to listen to prayer requests from the children and pray for them as well!)

- Dear God, thank you so much for your goodness! Help us to see your goodness every day. We pray that we learn to love you on happy and sad days. In Jesus name we pray, Amen.

### Songs

- Use the remote on the counter to play music from this week's selection on the TV.

### Memory Verse

- Say the verse together using motions
  - Rejoice always (Wave hands in the air)
  - Pray continually (praying hands in front of your chest)
  - Give Thanks (shake someone's hand)





## **Snack Time at Tables**

**15 min.**

Prior to serving the snack have the children use hand sanitizer before choosing a seat at the table. Each child will have veggie straws on a napkin and a small cup of water. **NOTE:** some children with allergies will have their own snack or drink...parents usually remind shepherds of this at drop off. If a question, please contact Kid Min Staff in hallways. Thanks.

While the children are eating their snack, please read a read-aloud book that is in the bin labeled Read Aloud book for snack time.

## **Free Choice Play**

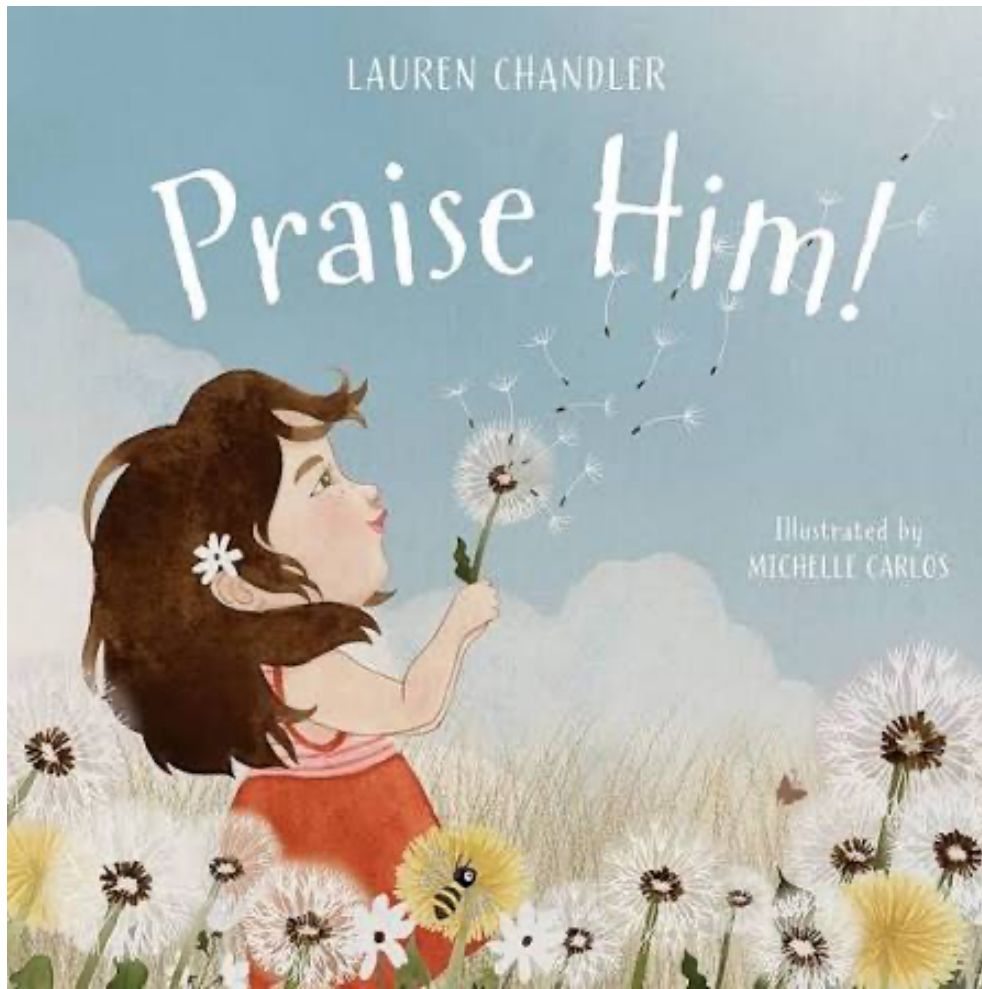
**Until Pickup**

Once the snack and read aloud are finished, the children may choose free play until their parents come to pick them up.

At dismissal, please make sure to check the child's tag number to match the parent's tag. Have the children take home any papers from their bin. Finally, check them off the attendance as being picked up (the last column for the date).

Thanks so much for shepherding the little ones this week. We appreciate you!








Praise Him with the singing birds  
And with your own sweet song.

Praise Him when your eyes can see  
God's goodness all around,  
And marvel at His blessings  
From the sky down to the ground.



Praise Him as you wind your way  
From here to there, and then



Praise Him when the days are bright  
And filled with fun and friends.




Praise Him when the days are dark  
And tired and sad and slow.




Praise Him that He's always there  
Through each day's highs and lows.





Praise Him as you head to bed  
And turn off all the lights.

Don't forget He's there with you  
When shadows dance at night.




Praise Him that the nighttime  
Is as bright as day to Him.

Praise Him that He keeps you safe  
And sound and all tucked in.

And if it's hard to see a way  
To lift your voice in praise,



Remember this, a simple song,  
That gives you words to raise . . .



*Praise the Lord, oh, my soul.  
With all my soul, praise the Lord!*




Through the day and through the night

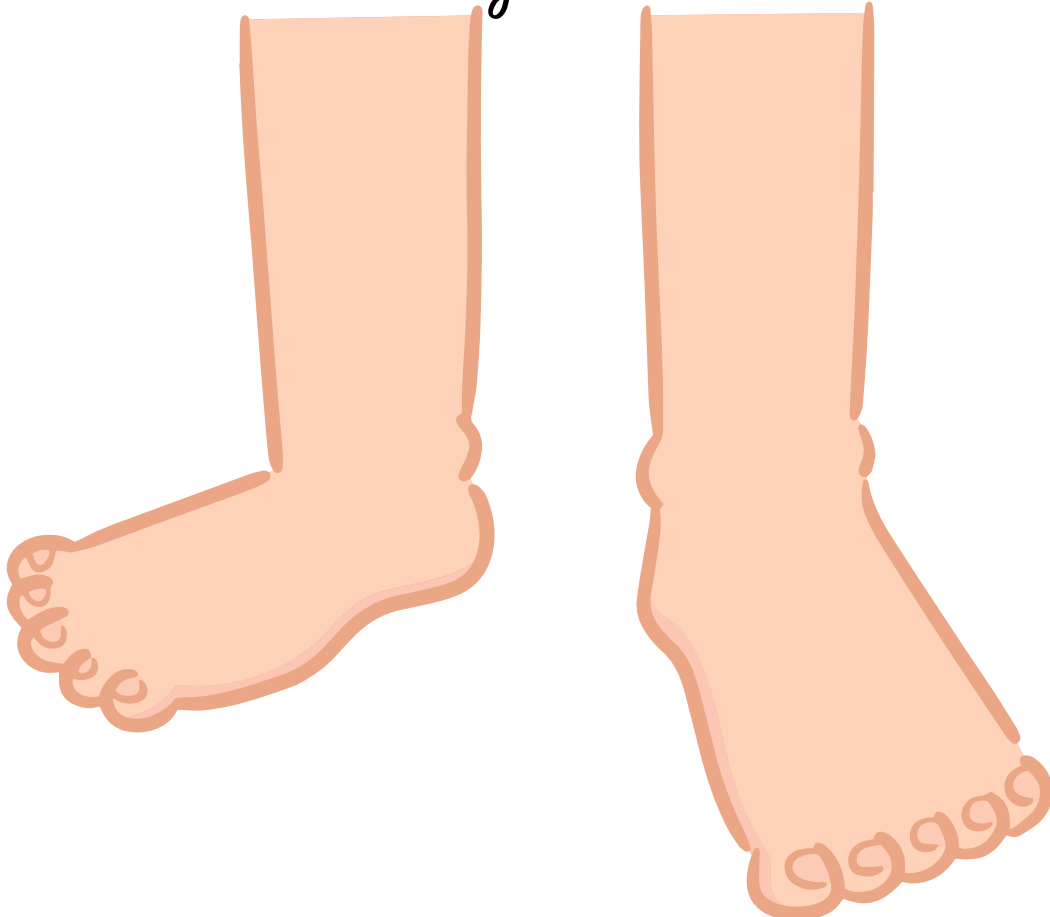
Oh, my soul, praise the Lord!



HOW CAN I USE MY HANDS TO PRAISE GOD?



HOW CAN I USE MY FEET TO PRAISE GOD?



HOW CAN I USE MY MOUTH TO PRAISE GOD?



---

HOW CAN I USE MY FEET TO PRAISE GOD?



HOW CAN I USE MY ARMS TO PRAISE GOD?



---

HOW CAN I USE MY HEART TO PRAISE GOD?

