

# JESUS RAISED A WIDOW'S SON



Bible Reference: Luke 7

Date: 6/28/26

2nd Service

Grade: PreK /Kindergarten

## Memory Verse:

"He appeared so that he might take away our sins. And in him there is no sin." 1 John 3:5

## Big Picture Question:

Did Jesus ever sin? No, Jesus never sinned.

## Christ Connection

- Jesus has power over death. After Jesus died on the cross, He rose from the dead. When people repent and trust in Jesus, He makes them alive with God forever.

## Schedule

- Welcome/ Intro Activity.....5 minutes
- **Kids Worship @ 11:00**.....15-20 minutes
- Circle Time and Bible Story.....10 minutes
- Movement Activity.....10 minutes
- Craft.....5-7 minutes
- Music.....5 minutes
- Friends from Afar.....5-7 minutes
- Prayer and Bible Verse.....10 minutes
- Snack/ Discussion Time.....5-7 minutes
- Additional Activities.....As Needed

## Notes and Reminders

This is our last regular week of the ministry year before Summer Sundays begin! We are so grateful for all of the ways you have loved and served the kids in your room. You have been such a blessing to them and their families over these last months of partnering in discipleship and teaching!



# SHEPHERD BIBLE STUDY

Jesus had only just finished healing the centurion's servant in Luke 7:1-10 when He came upon the funeral procession of a widow's only son. Jesus didn't merely feel sorry for the grieving widow; He demonstrated His compassion by publicly raising her son from the dead. In this passage, we witness the truth that only Jesus has the authority to restore the dead back to life.

The timing in which Jesus entered the woman's life is interesting as it appears that He came on the scene just a little too late. Perhaps the woman's son had been sick or had received a mortal wound from an accident. Either way, his time for hanging on to life had passed, and people were now carrying the son's dead body through the streets on the way to the grave. Despite this tragedy, Jesus told the woman not to weep.

This wasn't because He lacked emotion; Scripture tells us Jesus is the man of sorrows acquainted with our grief, suffering, and sickness (Isaiah 53:3). No, Jesus understood the depths of the woman's despair, and He embodied the greatest hope in her time of need. The widow no longer needed to cry because Jesus would soon resurrect her son—a precursor to His promise to one day wipe away all tears and bring an end to suffering and death.

This week, lead the kids in your class to see that Jesus offers the gift of eternal, resurrected life to anyone who believes Him. Just as the widow's son was physically dead but raised to life, Christ will raise all who call on Him to immediate new spiritual life and resurrected physical life at His return.



# JUNIOR SHEPHERD HIGHLIGHT

Jesus had just healed a Roman officer's servant in Luke 7:1–10 when He came across a funeral. A widow's only son had died, and people were carrying his body to be buried. Jesus didn't just feel bad for the woman—He showed His love and power by bringing her son back to life. This miracle showed that Jesus has the power to give life, even to someone who has died.

It may have seemed like Jesus arrived too late. The young man had already died, and the funeral procession was on its way to the grave. But Jesus knew exactly what He was going to do. Even in this sad situation, He told the woman not to cry.

Jesus wasn't ignoring her pain. The Bible tells us that Jesus understands sadness, suffering, and grief. He knew how heartbroken the widow was. But He also knew that He was about to give her hope by raising her son from the dead. This miracle pointed to an even greater promise—that one day Jesus will end suffering and death forever.

This week, help your students understand that Jesus offers eternal life to everyone who trusts in Him. Just as the widow's son was brought back to life, Jesus gives new spiritual life to those who believe in Him and promises that His followers will be raised to life again when He returns.



# OUTLINE



## Welcome and Intro Activity

5 minutes

Welcome the children and mark them as present on the attendance sheet on the clipboard by the door.

- Post the Big Picture Question Poster near the entrance to the classroom. Place the Bible Story Picture Poster in a Bible at Luke 7, the location of the Bible story. Place the Bible somewhere in the classroom. Tape paper arrows to the wall, furniture, and floor to form a path to the Bible. Greet kids as they come to the classroom and point out the Big Picture Question Poster. Encourage kids to follow the arrows to find the Bible and Bible Story Picture Poster.
- SAY Welcome to church! These arrows point to something very special. Can you follow the path to find what it is? It is a Bible. Open the Bible to our story. Jesus and His followers saw a funeral. A widow had lost her only son. Jesus was sad for the woman because she had lost her husband already and now her son. He said, "Young man, get up!" Jesus brought the widow's son back to life!

## Circle Time and Bible Story

10 minutes

### Thinking Activity

- Invite kids to line up and follow you to the group-time area. Encourage children to follow the motions you do as you travel around the classroom: march, hop, tip-toe, and walk heel-to-toe, invite them to sit down when they arrive.
- SAY You followed me as we traveled to the group-time area. Jesus and His followers traveled to a town. They saw a funeral on their way. A widow's only son had died. A widow is a woman whose husband has died, and now her son had also died. Listen to our story today to hear how Jesus brought a widow's son back to life!

### Bible Story

- Jesus and His followers were traveling toward a town. When they got close to the town's gate, they saw a funeral. A widow had lost her only son. A large crowd from the town walked with the mother on the way to the tomb. Jesus saw the woman and was sad for her. Her husband had already died, and now her son was dead too. "Don't cry," Jesus said. He walked up to the coffin and reached out to touch it. Jesus said, "Young man, get up!" The son sat up and began to talk. Jesus gave the son back to his mother. All the people were amazed, and they praised God. People talked about Jesus, and news about Him spread throughout the land. Jesus brought a widow's son back to life!

### Christ Connection

- Jesus has power over death. After Jesus died on the cross, He rose from the dead. When people repent and trust in Jesus, He makes them alive with God forever.





### Review Activity

- Place the Bible Story Picture Poster where the kids can see it. Ask kids how they think the people in the story felt at different points. Encourage children to make each expression with their faces as they answer. Highlight different parts of the story such as the widow at the funeral, the young man when Jesus said, “Get up!”, the widow after her son came back to life, and the people who were watching.
- SAY Jesus brought a widow’s son back to life. You showed how the people in the story felt. How would you feel if you had seen Jesus bring the widow’s son back to life? Jesus is stronger than death. He died and came back to life. When we trust in Jesus, we will live with God forever.

### Movement Activity

10 minutes

Invite kids to line up and follow you as you retell and act out the Bible story. Guide children to pretend to put on a pack and march with you around the classroom as you travel with Jesus. Stop and pretend to look at the large crowd who was gathered for a funeral. Pretend to cry as you see the widow whose son has died. Listen as you pretend to hear Jesus say, “Get up!” to the young man. Show your excitement as the young man sits up and begins to talk. Invite kids to tell each other “Jesus brought a widow’s son back to life!”

SAY Jesus brought a widow’s son back to life. He reached out and said, ‘Young man, get up!’ The young man sat up and began to talk. All the people were amazed, and they praised God. Jesus is stronger than death. He died and came back to life. When we trust in Jesus, we will live with God forever.

### Craft

5-7 minutes

Print a copy of the “Key Passage Phrase Label” printable. Distribute a paper heart to achieve child. Place several dot markers on each table. Demonstrate how to dab the marker onto the paper. Invite kids to add a key passage phrase label to their artwork.

SAY Hearts remind us of love. Jesus loved the widow whose son had died. Jesus brought him back to life. God loves us. God says that He will listen to us when we pray, or talk, to Him. What is prayer? Prayer is talking with God. Our key passage phrase says, ‘You will call to me and pray, and I will listen to you. Jeremiah 29:12.’





### **Music**

**5 minutes**

You will find music and other video resources on the USB which is already plugged into the TV. Feel free to play the videos in any order you like! You may distribute the Activity Page for the children to complete at this time, if they would prefer to sit and listen to the music.

### **Friends From Afar**

**5-7 minutes**

You will find today's activity for Friends from Afar in the Binder on the counter. The information for this month's Global Partner family and an activity to learn about where they are serving are included.

### **Prayer and Bible Verse**

**10 minutes**

Prayer (Use these words, or your own, to pray about today's Bible lesson. Take time to listen to prayer requests from the children and pray for them as well!)

- Jesus, You are amazing! You love people and care deeply for people who are sad or hurting. Help as we learn more about how wonderful, amazing, and good You are. Amen.

### **Bible Verse**

- Read the key passage aloud. Invite kids to spread out around the room and lie down on the ground. Say the key passage in short phrases and lead them to repeat the verse together. Say, "Get up!" Encourage kids to jump up. Say the key passage in short phrases again, inviting the kids to repeat it together.
- SAY Our key passage reminds us that we can pray to God, and He will listen to our prayers. God cares for us, and He wants to help us. One of the most important prayers we can pray is to repent of our sin and trust in Jesus. When we pray this prayer, Jesus forgives our sin and gives us life with God forever.

### **Snack and Discussion Time**

**5-7 minutes**

Have children sanitize their hands before passing out snacks and cups of water. During this time, you can connect with children and discuss questions regarding the lesson.

(Questions are on the next page)





### Snack and Discussion Time (continued)

1. What did you like about the Bible story? (Answers will vary.)
2. What were some things in the Bible story that made you happy or sad? (Answers will vary.)
3. Why was the woman sad when Jesus saw her? (Her son and husband died. It was her son's funeral.)
4. Why did the woman feel happy after she met Jesus? (Jesus performed a miracle and made her son alive again.)
5. Who has the power over death? (God and Jesus)
6. What is prayer? Prayer is talking with God.

SAY Crowds of people followed Jesus wherever He went. As He was traveling through a town, He saw a funeral. A woman was sad and crying because her son died. She was also a widow, which means her husband had died. Jesus touched her son. Jesus brought a widow's son back to life. Jesus has power over death because Jesus is God's Son

### Additional Activities

As Needed


#### Listen and Guess

- Gather the kids in a central area. Choose a child to turn his back to the rest of the group, sit down, and close his eyes. Choose a child sitting in the group to say "[Child's name], get up." Invite the child to open his eyes, stand up, turn around, and guess who said his name. Choose a different child to come to the front and repeat the game. Continue playing until each child has a turn.
- SAY In today's Bible story, Jesus told a young man who was dead to get up, and he did! Jesus brought a widow's son back to life. Jesus has power over death. After Jesus died on the cross, He rose from the dead. When people repent and trust in Jesus, He gives them life with God forever.

#### Sing and Play Instruments

- Distribute rhythm instruments to each child. Invite children to play their instruments as you sing the following song to the tune of "Do You Know the Muffin Man?":
  - Jesus did a miracle;
  - **Miracle, miracle.**
  - Jesus did a miracle;
  - Like only He could do.
- SAY Did you know that the good news about Jesus' miracles spread from place to place? People wanted to know about Jesus because Jesus could do what ordinary people cannot do. Jesus brought a widow's son back to life Jesus could perform miracles because He is God's Son.





## Jesus Raised a Widow's Son

Luke 7

### STORY POINT:

Jesus brought a widow's son back to life.

### CHRIST CONNECTION:

Jesus is stronger than death. He died and came back to life. When we trust in Jesus, we will live with God forever.

### KEY PASSAGE PHRASE:

You will call to Me and pray, and I will listen to you.  
Jeremiah 29:12

### BIG PICTURE QUESTION:



What is prayer? Prayer is talking with God.

Scan the QR code  
for resources to  
use at home!



# Draw Faces

**INSTRUCTIONS:** Jesus raised a widow's son. Draw a sad face to show how she felt when her son died. Draw a happy face to show how she felt when Jesus brought him back to life.





**Did Jesus ever sin?**

**No, Jesus never sinned.**