

JESUS RAISED A WIDOW'S SON



Bible Reference: Luke 7

Date: 6/28/26

1st Service

Grade: PreK /Kindergarten

Memory Verse:

“He appeared so that he might take away our sins. And in him there is no sin.” 1 John 3:5

Big Picture Question:

Did Jesus ever sin? No, Jesus never sinned.

Christ Connection

- Jesus has power over death. After Jesus died on the cross, He rose from the dead. When people repent and trust in Jesus, He makes them alive with God forever.

Schedule

- Welcome/ Intro Activity.....5 minutes
 - Kindergarten in Large Group Lesson @ 9:20.....15-20 minutes
- Circle Time and Bible Story.....10 minutes
- Movement Activity.....10 minutes
- Craft.....5-7 minutes
- Music.....5 minutes
- Friends from Afar.....5-7 minutes
- Prayer and Bible Verse.....10 minutes
- Snack/ Discussion Time.....5-7 minutes
- Group Game.....10 minutes
- Additional Activities.....As Needed

Notes and Reminders

This is our last regular week of the ministry year before Summer Sundays begin! We are so grateful for all of the ways you have loved and served the kids in your room. You have been such a blessing to them and their families over these last months of partnering in discipleship and teaching!



SHEPHERD BIBLE STUDY

Jesus had only just finished healing the centurion's servant in Luke 7:1-10 when He came upon the funeral procession of a widow's only son. Jesus didn't merely feel sorry for the grieving widow; He demonstrated His compassion by publicly raising her son from the dead. In this passage, we witness the truth that only Jesus has the authority to restore the dead back to life.

The timing in which Jesus entered the woman's life is interesting as it appears that He came on the scene just a little too late. Perhaps the woman's son had been sick or had received a mortal wound from an accident. Either way, his time for hanging on to life had passed, and people were now carrying the son's dead body through the streets on the way to the grave. Despite this tragedy, Jesus told the woman not to weep.

This wasn't because He lacked emotion; Scripture tells us Jesus is the man of sorrows acquainted with our grief, suffering, and sickness (Isaiah 53:3). No, Jesus understood the depths of the woman's despair, and He embodied the greatest hope in her time of need. The widow no longer needed to cry because Jesus would soon resurrect her son—a precursor to His promise to one day wipe away all tears and bring an end to suffering and death.

This week, lead the kids in your class to see that Jesus offers the gift of eternal, resurrected life to anyone who believes Him. Just as the widow's son was physically dead but raised to life, Christ will raise all who call on Him to immediate new spiritual life and resurrected physical life at His return.



JUNIOR SHEPHERD HIGHLIGHT

Jesus had just healed a Roman officer's servant in Luke 7:1–10 when He came across a funeral. A widow's only son had died, and people were carrying his body to be buried. Jesus didn't just feel bad for the woman—He showed His love and power by bringing her son back to life. This miracle showed that Jesus has the power to give life, even to someone who has died.

It may have seemed like Jesus arrived too late. The young man had already died, and the funeral procession was on its way to the grave. But Jesus knew exactly what He was going to do. Even in this sad situation, He told the woman not to cry.

Jesus wasn't ignoring her pain. The Bible tells us that Jesus understands sadness, suffering, and grief. He knew how heartbroken the widow was. But He also knew that He was about to give her hope by raising her son from the dead. This miracle pointed to an even greater promise—that one day Jesus will end suffering and death forever.

This week, help your students understand that Jesus offers eternal life to everyone who trusts in Him. Just as the widow's son was brought back to life, Jesus gives new spiritual life to those who believe in Him and promises that His followers will be raised to life again when He returns.



OUTLINE



Welcome and Intro Activity

5 minutes

Welcome each child and mark them as present on the attendance sheet on the clipboard by the door.

- Invite kids to sit on the floor. Say that in this game, there will be two commands for the kids to listen for: “Get up” and “Sit down.” Kids should listen for and follow these two commands, even though you will say other things to do. When you say, “Get up,” lead kids to stand up. When you say any other command (give high-fives, march, and so on), guide kids to remain still. Instruct the kids to sit down and then restart the game. As children get the hang of the game, increase the speed at which you give the commands.
- **SAY** Just like you listened for the words, ‘Get up,’ in our game, you will hear the words, ‘Get up,’ in our Bible story today. We will talk about how Jesus brought a widow’s son back to life. He told the son to get up, and he did!

Circle Time and Bible Story

10 minutes

Thinking Activity

- Lead children to talk about things that make them happy and things that make them sad. If children are younger, consider naming various things (opening a present, eating ice cream, scraping your knee, losing your favorite toy, and so on) and encouraging them to reply with a happy or sad face.
- **SAY** We all feel happy at times, and we all feel sad at times. When we read stories in the Bible, sometimes the people we hear about are happy, and sometimes they are sad. Today’s Bible story is about a widow. A widow is a woman whose husband has died. The widow’s son also died so she was very sad. But Jesus saw the woman, and He did something to make her happy. Listen closely to find out what Jesus did!

Bible Story

- Jesus was going to a town called Nain. His followers and a large crowd were traveling with Him. As Jesus neared the entrance to the town, He saw a funeral. A mother, who was a widow, had lost her only son. A large crowd from the town walked with the mother as her son’s body was being carried out. The group was on the way to the tomb. When Jesus saw the woman, He had compassion on her. Her husband had already died, and now her son was dead too. “Don’t cry,” Jesus said. Then Jesus walked up to the coffin. He reached out and touched it. The men carrying the coffin stopped walking. Jesus said, “Young man, get up!” The son sat up and began to talk. Jesus had raised a dead man to life! Jesus gave the son back to his mother. All the people were amazed. They praised God! “A great Prophet has come to us,” they said. “God has come to help His people.” This news about Jesus spread throughout the land, and the whole area around it. Jesus brought a widow’s son back to life!





Christ Connection

- Jesus has power over death. After Jesus died on the cross, He rose from the dead. When people repent and trust in Jesus, He makes them alive with God forever.

Review Activity

- Briefly retell the Bible story. Pause periodically and invite kids to fill in what happened next. Use the following prompt:
- “Jesus was traveling and saw a _____ (funeral). A woman was very _____ (sad). Her son had died, and they were taking him to be buried. Jesus told the woman, ‘Don’t _____ (cry).’ He went up to the coffin and said, ‘Young man, get _____ (up)!’ The son sat up and began to _____ (talk). The people were _____ (happy, amazed). Jesus brought a widow’s son back to _____ (life).”
- **SAY** Jesus can do things no one else can do, like bring a dead person back to life! When Jesus laid His hands on the coffin where the dead son was and said, ‘Get up, the son sat up and began talking. The people were amazed, and they praised God.

Movement Activity

10 minutes

Form a line of children, one child in front of the other. Give the first child in the line a facial tissue. Instruct the child to pass it over her head to the next child in line. Invite him to pass it to the child behind him. Continue until the tissue is passed down the entire line. Rearrange the order of preschoolers and play again. Consider timing them each round to see if they can do it faster than the time before.

SAY What might you use a facial tissue for? [Allow responses.] Those are great answers. Sometimes if I am sad, I use a tissue to wipe away my tears. The woman in today’s Bible story was very sad. Her son had died. But Jesus took her sadness away. Jesus brought a widow’s son back to life. When we are sad, we can pray and ask God to help us. We can trust that He is with us and will take care of us. One day, those who trust and believe in Jesus will live forever in God’s kingdom where there will be no more sadness or death.

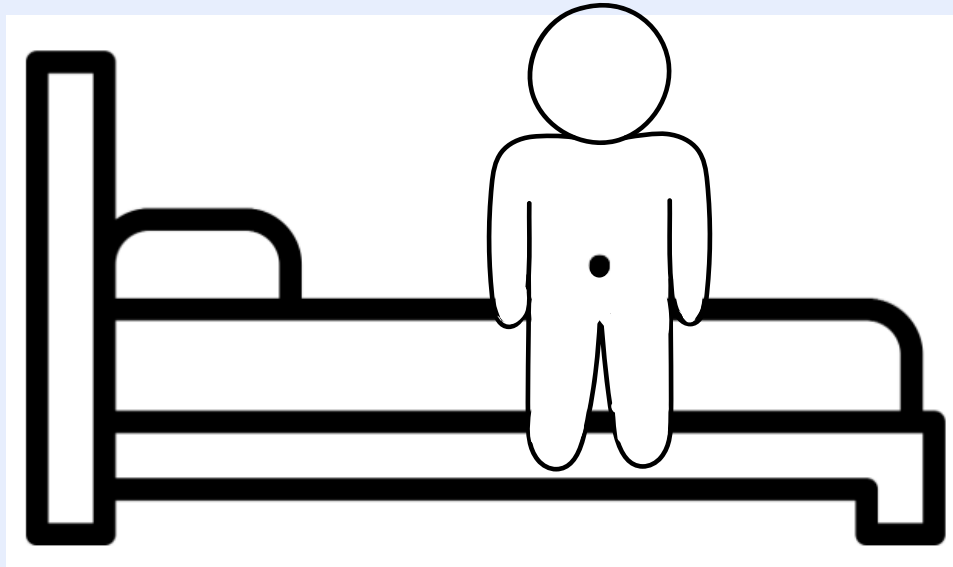




Craft

5-7 minutes

Pass out a paper bed page and a paper person to each child. Place crayons or markers on each table and encourage the children to decorate both pieces. When children are done decorating, give each child a metal brad. Help them to align the hole on the bed page with the hole on the person. Feed the metal brad through both and fold to secure. Show children how they can turn the person to be laying down or standing up. Explain that this can help us remember that Jesus heals people now, just like he healed the widow's son in our Bible story.



Music

5 minutes

You will find music and other video resources on the USB which is already plugged into the TV. Feel free to play the videos in any order you like! You may distribute the Activity Page for the children to complete at this time, if they would prefer to sit and listen to the music.

Friends From Afar

5-7 minutes

You will find today's activity for Friends from Afar in the Binder on the counter. The information for this month's Global Partner family and an activity to learn about where they are serving are included. Necessary supplies are located in your bin.





Prayer and Bible Verse

10 minutes

Prayer (Use these words, or your own, to pray about today's Bible lesson. Take time to listen to prayer requests from the children and pray for them as well!)

- God, thank You for hearing our prayers and caring for us. Thank You for sending Jesus to rescue us from sin. Amen.

Bible Verse

- Read the key passage aloud. Invite kids to spread out around the room and lie down on the ground. Say the key passage in short phrases and lead them to repeat the verse together. Say, "Get up!" Encourage kids to jump up. Say the key passage in short phrases again, inviting the kids to repeat it together.
- **SAY** Our key passage reminds us that we can pray to God, and He will listen to our prayers. God cares for us, and He wants to help us. One of the most important prayers we can pray is to repent of our sin and trust in Jesus. When we pray this prayer, Jesus forgives our sin and gives us life with God forever.

Snack and Discussion Time

5-7 minutes

Have children sanitize their hands before passing out snacks and cups of water. During this time, you can connect with children and discuss questions regarding the lesson.

1. What did you like about the Bible story? (Answers will vary.)
2. What were some things in the Bible story that made you happy or sad? (Answers will vary.)
3. Why was the woman sad when Jesus saw her? (Her son and husband died. It was her son's funeral.)
4. Why did the woman feel happy after she met Jesus? (Jesus performed a miracle and made her son alive again.)
5. Who has the power over death? (God and Jesus)
6. What is prayer? Prayer is talking with God.

SAY Crowds of people followed Jesus wherever He went. As He was traveling through a town, He saw a funeral. A woman was sad and crying because her son died. She was also a widow, which means her husband had died. Jesus touched her son. Jesus brought a widow's son back to life. Jesus has power over death because Jesus is God's Son.





Group Game

10 minutes

- Prior to the session, print and cut apart the “Emotion Bingo Cards” printable, being sure each child receives a card. Make one copy of the “Emotion Bingo Calling Cards” and cut them apart. Distribute a bingo card to each child. Set bowls of craft pom-poms or large buttons on the tables for kids to use as game markers. Show the kids one emotion calling card at a time and invite them to find that emotion on their bingo card. If they see that emotion, they will cover it with a game marker. Repeat the process until kids have all spaces covered and shout “Bingo!” Allow kids to switch cards and play the game again.
- **SAY** Today we heard a Bible story about how Jesus brought a widow’s son back to life. In the story, the people felt different emotions—sad when the son had died, amazed when Jesus brought him back to life, and happy when the son was alive again. There will be many times when we feel different emotions. We can remember that we can always talk with God no matter how we are feeling. Talking with God is called prayer.

Additional Activities

As Needed

Make Play Dough Faces


- Draw a large circle on several sheets of construction paper to make play dough mats. Draw hair and ears on a few of the mats. Leave the faces blank. Place the play dough mats and play dough on the table. Invite kids to make play dough faces. Demonstrate how to roll the play dough into rope or snake shapes to make a mouth and ball shapes to make eyes and noses. Encourage kids to change the expressions on the play dough faces by giving them smiles or frowns.
- **SAY** Some of your play dough faces look happy, while others look sad. When Jesus and His followers were traveling, they saw a funeral. A widow’s only son had died. Jesus saw the woman and was sad for her. He told her not to cry. Jesus told the young man to get up. Jesus brought a widow’s son back to life. This was a miracle! The people were amazed and praised God.



Find the Differences

INSTRUCTIONS: A widow's son died, but Jesus brought him back to life. Look at the two pictures below and circle six things that are different.





Jesus Raised a Widow's Son

Luke 7

STORY POINT:

Jesus brought a widow's son back to life.

CHRIST CONNECTION:

Jesus is stronger than death. He died and came back to life. When we trust in Jesus, we will live with God forever.

KEY PASSAGE PHRASE:

You will call to Me and pray, and I will listen to you.
Jeremiah 29:12

BIG PICTURE QUESTION:

What is prayer? Prayer is talking with God.

Scan the QR code
for resources to
use at home!





HAPPY



SAD




EXCITED



ANGRY



TIRED



SILLY



SURPRISED

FREE




CONFUSED




EXCITED

FREE



FRUSTRATED



LOVED



SCARED



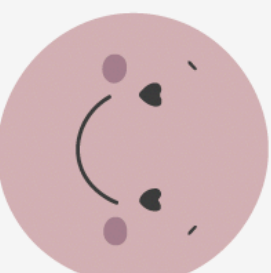
EMBARRASSED




CONFUSED



HAPPY



LOVED



LOVED



CONFUSED



ANGRY



SURPRISED

FREE



TIRED



EXCITED



SAD



SCARED



SAD



TIRED



SCARED




HAPPY

FREE




CONFUSED



FRUSTRATED



SAD



LOVED



HAPPY



SAD




EXCITED



SURPRISED



CONFUSED



LOVED



SCARED




EMBARRASSED



ANGRY



TIRED



SILLY



FRUSTRATED



