

# JESUS REJECTED IN NAZARETH



Bible Reference: Luke 4

Date: 6/21/26

Grade: PreK /Kindergarten

1st Service

## Memory Verse:

“He appeared so that he might take away our sins. And in him there is no sin.” 1 John 3:5

## Big Picture Question:

Did Jesus ever sin? No, Jesus never sinned.

## Christ Connection

- Jesus taught that He is the *Messiah*. He came with good news! Jesus is the one God promised to send.

## Schedule

- Welcome/ Intro Activity.....5 minutes
  - Kindergarten in Large Group Lesson @ 9:20.....15-20 minutes
- Circle Time and Bible Story.....10 minutes
- Movement Activity.....10 minutes
- Craft.....5-7 minutes
- Music.....5 minutes
- Friends from Afar.....5-7 minutes
- Prayer and Bible Verse.....10 minutes
- Snack/ Discussion Time.....5-7 minutes
- Group Game.....10 minutes
- Additional Activities.....As Needed

## Notes and Reminders

This is our second-to-last regular week of the ministry year before Summer Sundays begin! We are so grateful for all of the ways you have loved and served the kids in your room. You have been such a blessing to them and their families over these last months of partnering in discipleship and teaching!



# SHEPHERD BIBLE STUDY

At the beginning of this week's Bible story, the people's eyes were fixed on Jesus, hanging onto His every word. At the end of the story, however, they were so angry at Jesus they plan on throwing Him off a cliff to shut Him up. What happened to trigger such an abrupt change in the people's attitude toward Jesus?

For Jesus' neighbors in Nazareth, it was a mix of pride and disbelief. The Jews had no problem when Jesus followed their customs by reading a scroll in their synagogue on the Sabbath. But when Jesus began to show how the Old Testament pointed to Him, the people began to murmur and doubt. How could the man they had seen grow up on their streets be the expected *Messiah*?

What's more, Jesus began sharing scriptural examples of times when God's people rejected His blessings and when grace and mercy were applied to Gentiles (non-Jews). This was the tipping point for those listening to Jesus, as they were appalled at the idea that God's blessings were not theirs by default due to their ancestry.

This story offers two lessons to today's listeners. First, we are not in God's family because we go to church, live in a certain area, or have family members who love Jesus. Help kids see that each person must respond to the gospel individually with faith and repentance. It is only by grace through faith that we are saved.

Secondly, Jesus is a polarizing presence in a lost world. In today's story we quickly see a fascination with Jesus turn into hatred of Him. This echoes Jesus' words elsewhere in Scripture that "anyone who is not with *Me* is against *Me*, and anyone who does not gather with *Me* scatters" (Matthew 12:30). Help kids see that there is no neutral ground when it comes to considering Jesus. Every person must decide to either reject Him or worship Him as Lord.

Consider sharing with kids the turning point in your life when you saw Jesus for who He really is and responded in faith and repentance. Help kids see that Jesus really is the loving *Messiah* who came to redeem, forgive, and restore our relationship with God.



# JUNIOR SHEPHERD HIGHLIGHT

The people in Jesus' hometown of Nazareth struggled with pride and unbelief. They were fine with Jesus reading from the Scriptures in the synagogue, just like other Jewish men did. But when Jesus explained that the Old Testament was talking about Him, they began to doubt. They thought, "How can Jesus be the *Messiah*? We watched Him grow up here!"

Jesus also reminded them of times when God's people rejected Him and when God showed kindness and mercy to Gentiles (people who were not Jews). This upset the crowd because they believed God's blessings belonged to them automatically because of their family background.

This story teaches us two important lessons.

First, being part of God's family is not based on where you live, whether you go to church, or whether your family follows Jesus. Each person must choose for themselves to trust in Jesus, turn away from sin, and follow Him. We are saved by God's grace through faith.

Second, Jesus causes people to make a choice. Some people love and follow Him, while others reject Him. In this story, the crowd went from being excited about Jesus to hating Him. Jesus taught that there is no middle ground—everyone must decide whether they will follow Him or reject Him.

You can share with kids how you came to understand who Jesus really is and why you chose to trust Him. Help them see that Jesus is the loving Savior who came to forgive our sins, rescue us, and bring us back into a relationship with God.



# OUTLINE



## Welcome and Intro Activity

5 minutes

Welcome each child and mark them as present on the attendance sheet on the clipboard by the door.

- Explain to kids that magnets have two poles. Hold two magnets close to each other to show that magnets are either attracted to each other or they are repelled away from each other. Invite children to explore the way magnets' poles affect whether they attract or repel.
- **SAY** Magnets can either be attracted to each other or repelled away from each other. In today's Bible story, Jesus went to the synagogue in His hometown. Do you think the people there were attracted to Jesus or repelled by Him? [Allow responses.] The people did not recognize Jesus as God's Son. They remembered Him from when He was a boy and didn't think there was anything special about Him. How wrong they were! Jesus is the Son of God, the **Messiah!**

## Circle Time and Bible Story

10 minutes

### Thinking Activity

- Show a Bible and briefly mention the differences between the Old Testament and the New Testament. Open the Bible to Isaiah 61 and explain that in today's Bible story, Jesus read this part of the Bible when He went to the synagogue.
- **SAY** I'm so happy you are all here today! [Show the Bible.] The Bible is divided into two parts, the Old Testament and the New Testament. The Old Testament tells about things that happened a long time before Jesus was born. The New Testament starts with Jesus' birth. It tells about things that happened when Jesus was on the earth and about the early church. In today's Bible story, we will hear that Jesus went to the synagogue and read from the book of Isaiah in the Old Testament. When we hear the rest of the Bible story, please listen to discover if the people there that day were happy to hear the words Jesus read.

### Bible Story

- Jesus traveled to the town of Nazareth. On the Sabbath day, Jesus went to the synagogue, a special building where Jews met together to pray, worship, and learn about the Scriptures. That day, Jesus stood up to read God's Word. He opened a scroll. Jesus read the words: "God's Spirit is on me. He has chosen me to tell good news to the poor. He has sent me to tell the captives that they are free, to help the blind people see, to free people who have been treated badly, and to announce that God's favor is on us." Then Jesus rolled up the scroll and gave it to a man in the synagogue. Then He sat down. Jesus said, "These words came true today." God had chosen Jesus to tell people good news! **Many** of the people in the synagogue were happy. Jesus was saying wonderful things!





- But they also said, “Isn’t this Joseph’s son?” Those people had known Jesus when He was a young boy. They did not think there was anything special about Him. But Jesus is very special! Jesus’ parents on earth were Joseph and *Mary*, but Jesus is also the Son of God! Jesus knew the people in Nazareth would not accept Him. And sure enough, when Jesus was done talking, the people listening to Him were angry. They made Jesus leave Nazareth. They wanted to hurt Jesus, but Jesus walked away.

#### Christ Connection

- Jesus taught that He is the *Messiah*. He came with good news! Jesus is the leaders, and the people one God promised to send.

#### Review Activity

- Display the Bible Story Picture Poster and identify the people represented in it. Ask several questions to review the Bible story. Instruct boys and girls to raise their hand and wait to be chosen before answering. Select a child to answer the question and give her the Bible to hold while she answers. Ask the following questions:
  - What did Jesus read in the synagogue? (a Bible scroll)
  - Who did Jesus say the words in the Bible scroll were about? (they were about Him, Jesus)
  - Did the people in the synagogue believe Jesus? (no, they became angry)
  - Did the people in Nazareth accept Jesus? (no, they made Him leave Nazareth)
- SAY Jesus taught that he is the *Messiah* but the people did not believe Him. They remembered Jesus as a little boy. They didn’t think there was anything special about Him. If only they realized that Jesus is the *Messiah*, the one God promised to send.

#### Movement Activity

10 minutes

Play musical chairs: set up two rows of chairs with the backs facing each other— the number of chairs should be at least one less than the number of children playing. As music plays, children walk in a circle around the chairs. when the music stops, everyone tries to sit in one of the open chairs. if a child is not in a chair, they are out until the end of the round. Continue removing chairs and repeating this process until you have a winner.

SAY I absolutely love playing musical chairs! You know, it reminds me of today’s story. In our game we all played together with people we know. But if you didn’t get to a chair in time, you were rejected— you were turned away from playing for the rest of the round. In our story, Jesus went to Nazareth, where he grew up and knew everyone. But they did not believe that he was the Son of God and rejected him— they sent him away. It is important that we remember that when Jesus was reading from the scroll he was telling the truth— He is God’s Son! This means that we can trust in him and what he says.



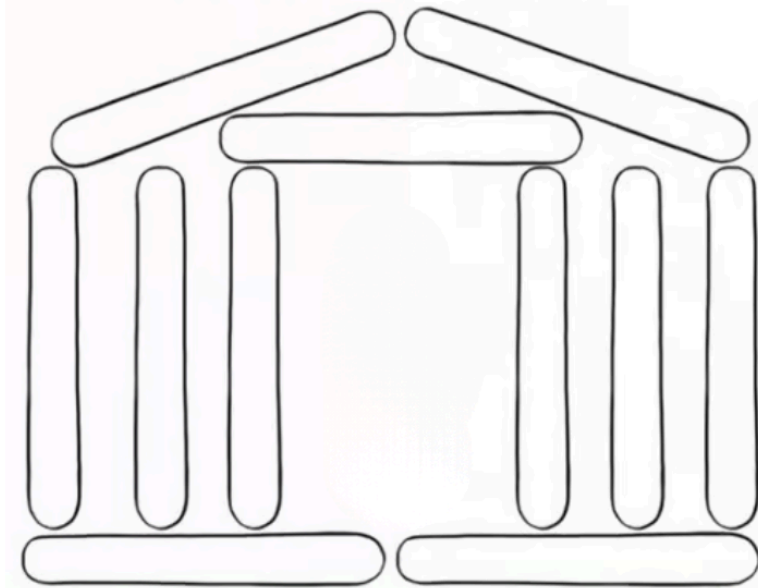


### Craft

5-7 minutes

Pass out the temple craft page, popsicle sticks, glue, and crayons to each table. Help the children glue popsicle sticks to their paper along the template to form the shape of the temple. As they finish gluing the popsicle sticks, encourage the children to draw Jesus in the middle of their temple craft. They can also use the crayons to decorate their temple.

Glue popsicle sticks to this page to form the shape of the temple. In the center, draw Jesus reading from a scroll!



### Music

5 minutes

You will find music and other video resources on the USB which is already plugged into the TV. Feel free to play the videos in any order you like! You may distribute the Activity Page for the children to complete at this time, if they would prefer to sit and listen to the music.

### Friends From Afar

5-7 minutes

You will find today's activity for Friends from Afar in the Binder on the counter. The information for this month's Global Partner family and an activity to learn about where they are serving are included. Necessary supplies are located in your bin.





### Prayer and Bible Verse

10 minutes

**Prayer** (Use these words, or your own, to pray about today's Bible lesson. Take time to listen to prayer requests from the children and pray for them as well!)

- God, thank You for sending Your Son, Jesus. Thank You that Jesus told the people in the synagogue that He is the one Isaiah was talking about. I pray that (Say each child's name.) is beginning to understand that Jesus is the **Messiah**. Amen.

### Bible Verse

- Find the **Key Passage** scroll in your bin. Guide children to sit in a circle. Invite a child to open your Bible to the key passage. Read the key passage aloud. Play music as children pass the scroll around the circle. Pause the music and instruct the child holding the scroll to open it. Recite the key passage together. Restart the music and repeat the process until each child has a turn to open the scroll.
- **SAY** Jesus did so many amazing things. He did many miracles to show He is God's Son. Jesus taught that he is the **Messiah**. He came with good news. Jesus is the one God promised to send to save people from sin.

### Snack and Discussion Time

5-7 minutes

Have children sanitize their hands before passing out snacks and cups of water. During this time, you can connect with children and discuss questions regarding the lesson.

1. What did you like about the Bible story? (Answers will vary.)
2. What were some things in the Bible story that made you happy or sad? (Answers will vary.)
3. Who is the **Messiah**, the one God promised to send? (Jesus)
4. What did the people do after Jesus spoke? (The people were angry. They didn't think Jesus was anyone special. They believed He was just a man.)
5. What can we read to know that Jesus is the **Messiah**, the one God promised to send? (the Bible)
6. Why did Jesus perform miracles? Jesus performed miracles to show He is the Son of God. **SAY** Jesus went to the synagogue on the Sabbath. The synagogue was the place where Jews went to worship and learn about God. Jesus read a passage about the **Messiah**—the one God promised to send to save His people. Then Jesus said that He had come, and this passage was about Him. Jesus. taught that he is the **Messiah**!





### Group Game

10 minutes

- Place counting manipulatives or small toys inside the cups of a muffin pan. Tear strips of painter's tape and attach them to the rim of the cups so the items are secured. Offer blunt tipped scissors to children and encourage them to cut the tape to rescue the captive items.
- **SAY** You rescued the items and set them free! When Jesus visited Nazareth, He went to the synagogue. Jesus stood up and read God's Word from a scroll. Jesus read that the **Messiah** would set people free. Then Jesus told the people that the words from Isaiah were about Him. Isaiah wrote about Jesus long before Jesus was born. Jesus taught that he is the **Messiah**. What good news! Jesus is the one God had promised to send.

### Additional Activities

As Needed

#### Perform an Experiment

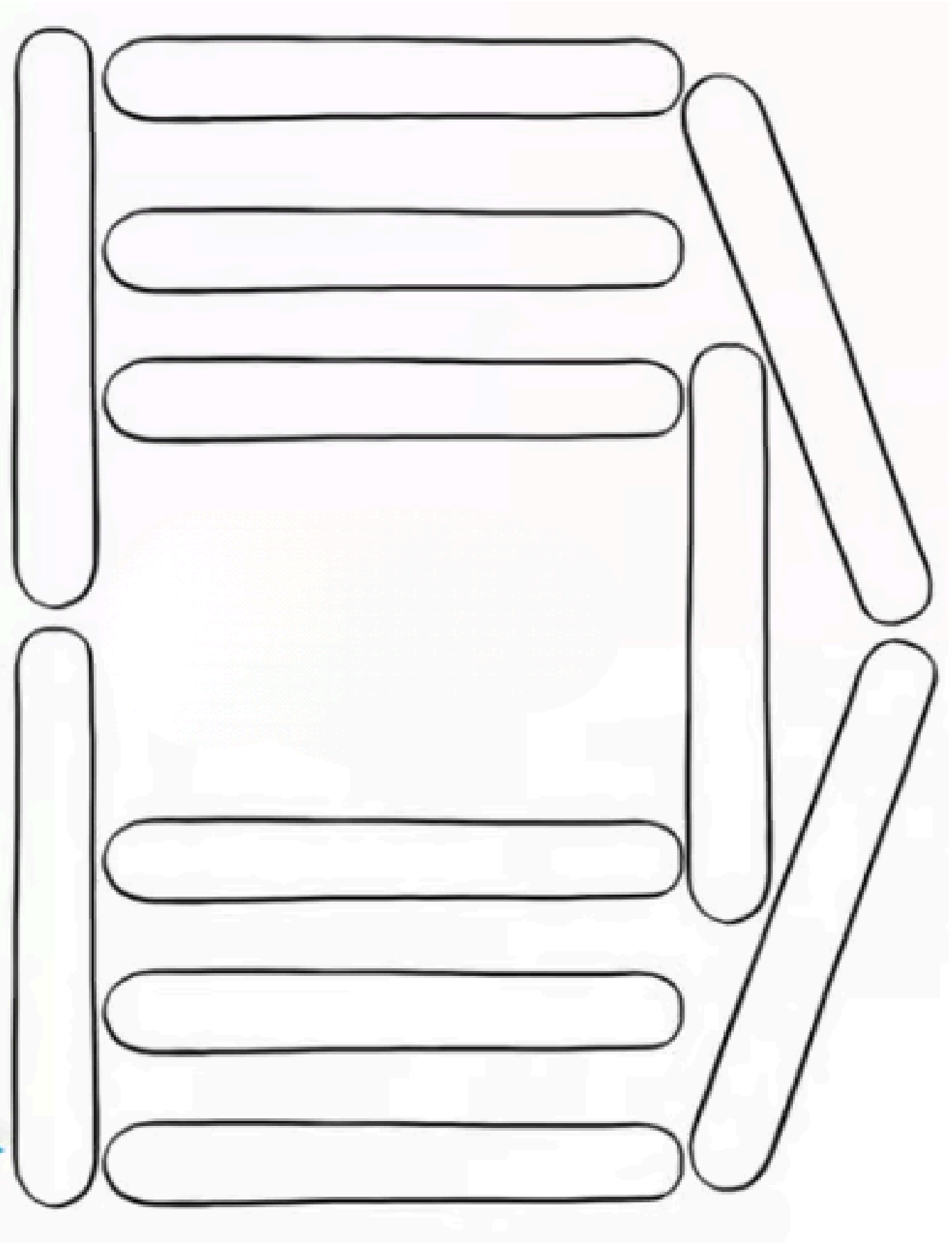
- Invite kids to assist you as you perform an experiment about the surface tension of water. Pour water into a bowl. Ask a child to sprinkle pepper into the bowl so it floats all across the surface of the water. Squeeze a small amount of dish soap onto a cotton swab. Build suspense before leading a child to slowly touch the soapy tip of the cotton swab to the surface of the water. Talk about the results.
- **SAY** Wow, what happened to the pepper when we touched it? [Allow responses.] Yes, it moved quickly away from the cotton swab. The pepper scattered far away when we touched it. This reminds me of how the people in Nazareth made Jesus leave. They rejected Jesus and made Him leave their town. Jesus taught that he is the **Messiah**, but they remembered Jesus as the child in **Mary** and **Joseph's** family. Even though Jesus came with good news for the people, they did not believe Jesus is the one God promised to send.

#### Spell and Play with Letters

- Write **JESUS**, **SCROLL**, and **MESSIAH** on index cards, one word per card. From alphabet tiles, pull only the letters in the words written on the cards. Lay the prepared cards and selected letter tiles on a table. Place alphabet cookie cutters and play dough nearby. Show the child the words on the cards. Say and point to each word. Prompt the child to select a word and lay it on the table. Help him select alphabet tiles to spell the word. When he has spelled the word, invite him to spell another word using the alphabet cookie cutters and play dough.
- **SAY** You worked with different letters. Letters put together spell words. Do you remember which words you spelled today? You spelled the words Jesus, scroll, and **Messiah**. In today's Bible story, Jesus visited a synagogue and read from a scroll. While He was there, Jesus taught that he is the **Messiah**, the one God promised to send to save people from sin.


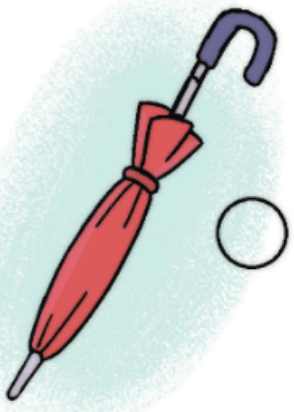
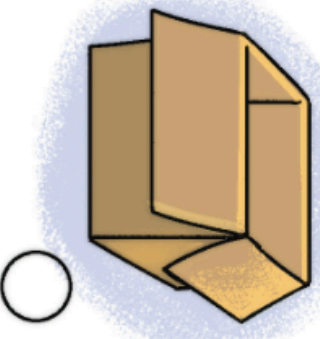




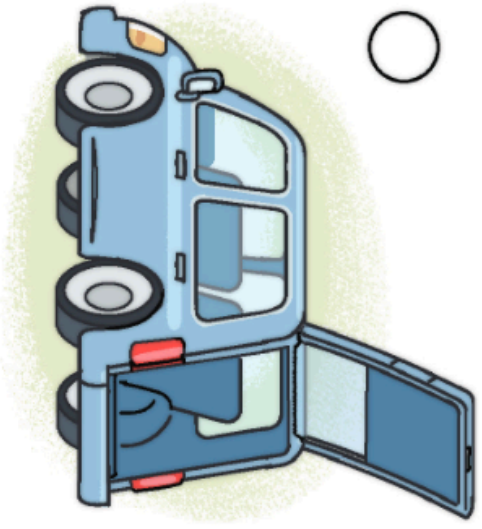



**Glue popsicle sticks to this page to form the shape of the temple. In the center, draw Jesus reading from a scroll!**



# Which Items Are Open?

**INSTRUCTIONS:** Jesus opened a scroll and read it to the people. Fill in the circles beside each item that is open.



NAME:



## Jesus Rejected in Nazareth

Luke 4

**STORY POINT:**

Jesus taught that He is the Messiah.

**CHRIST CONNECTION:**

Jesus taught that He is the Messiah. He came with good news! Jesus is the one God promised to send.

**KEY PASSAGE:**

Daniel 4:3

**BIG PICTURE QUESTION:**

Why did Jesus perform miracles? Jesus performed miracles to show He is the Son of God.

Scan the QR code  
for resources to  
use at home!





“He appeared so that he might  
take away our sins. And in him  
there is no sin.”<sup>1</sup> John 3:5