

LOST COIN



Bible Reference: Luke 15:8-10

Date: 4/26/26

Age: 2's/3's

2nd Service

Memory Verse:

**“Do everything in love.”
1 Corinthians 16:14**

Theme:

**God's Love
Never Stops**

Schedule

- **Arrival/Attendance/Directed Play.....10:40-11:05**
- **Clean Up and Gather For Story.....11:05-11:10**
- **Bible Story.....11:10-11:25**
- **Craft/Coloring Page:.....11:25-11:35**
- **Friends from Afar.....11:35-11:45**
- **Songs/Memory Verse/Prayer.....11:45-11:55**
- **Snack Time at Tables.....11:55-12:05**
- **Free Choice Play.....12:05-12:15**

Notes and Reminders

Happy last Sunday of April! After this week there are only two months left in our ministry year before Summer Sundays begin. This means you only have four more Sundays left of serving with this group of children! We pray that this year would end with as much strength and intention as the rest of the year has gone!



OUTLINE



Arrival/Attendance/ Directed Play

10:40-11:05

Welcome the children and mark them as present on the attendance sheet on the clipboard by the door. Set up the activities and introduce the children to the lesson through these activities. Encourage the kids to participate in both activities as they play together. You may need to ask the kids to come to the different areas so all of them have the opportunity to participate.

Coin and Seek

- Have the children close their eyes while you hide ten plastic coins around the room. Then have the children open their eyes and look for the coins. Count together until they find all ten coins.
- **SAY** You all worked so hard to find all of our missing coins! In our story today we are going to listen to a story Jesus told about a woman who searched really hard for just one coin when it went missing!

Coin Sort

- Lay out the color mat and the different colored coin cards. Have children take turns sorting the coins into the correct colors until all the coins have been matched.
- **SAY** You all did a great job working to sort all of our coins until each one was with the right color! In our story today, we will learn that Jesus taught us that God never stops looking for people who are not with him.





Clean Up and Gather for Story

11:05-11:10

Invite the children to begin cleaning up toys and putting away their activities at 9:10. Then remind them to meet at the carpet for Bible story time. Remind the children that we are going to do our best to be good listeners.

Bible Story

11:10-11:25

Welcome Song

- Welcome all the children by singing their welcome song
- (Tune of Twinkle Twinkle Little Star)
- Welcome, Welcome Everyone
- Now you're here Let's have some fun
- First let's clap our hands like so
- Then reach down and touch our toes
- Welcome, Welcome Everyone
- Now you're here Let's have some fun
 - You can call a group of children names to welcome them and they can stand up and wave if you'd like.

The words from today's story are written below. Use the printed images in your bin or a physical Bible in your room to tell the story.

- Jesus told many learning stories called parables. There were all kinds of people gathered to listen to him tell this story.
- There was a woman who had 10 silver coins. She loses one.
- She lights a lamp, sweeps the house, and searches carefully until she can find it.
- When she finds the coin, she calls her friends and asks them to rejoice and celebrate. Jesus said, "In the same way, I tell you, there is rejoicing in the presence of angels of God over one sinner who repents."

Thinking Question: Ask this question to help children think about what the story means and why it is important for us!

- How would you feel if you were lost and then found?






Craft/Coloring Page

11:25-11:35

After the story, have the children go to their tables and prepare for a craft to go along with the lesson. Our **BIG IDEA** of the week is: **God's Love Never Stops!**

Pass out the ten coins craft sheet and a dot marker to each child. Allow children to use the dot markers to count the ten coins.

As children finish, distribute the coloring page with today's story on the back for children to continue coloring. Have the children place both the craft and coloring sheet in their bin when they are finished.



Friends from Afar

11:35-11:45

You will find today's activity for Friends from Afar in the Binder on the counter. The information for this month's Global Partner family and an activity to learn about where they are serving are included. Necessary supplies are located in your bin.





Songs/Memory Verse/Prayer

11:45-11:55

There is a list of songs for today's lesson on the TV. Use the directions located with the remote to access them.

Prayer (Use these words, or your own, to pray about today's Bible lesson. Take time to listen to prayer requests from the children and pray for them as well!)

- Dear God, thank you for finding us! Help us to pray for other people to be found by you and celebrate when they are! In Jesus name we pray, Amen.

Memory Verse

- Do everything in love." 1 Corinthians 16:14
- Explain to the children that God tells us to love everyone around us! Even when we don't like someone, we can show them how much we love them because Jesus loves them. Teach the children the motions for this verse:
 - Do everything- draw a big circle with both hands
 - in love- make a heart with both hands
 - 1 Corinthians 16:14- hold up the number 1 with one finger
- This is the children's third week learning this verse. Some children may remember the words and motions from past weeks, while others will be learning it for the first time!

Snack Time at Tables

11:55-12:05

Prior to serving the snack have the children use hand sanitizer before choosing a seat at the table. Each child will have veggie straws on a napkin and a small cup of water. **NOTE:** some children with allergies will have their own snack or drink...parents usually remind shepherds of this at drop off. If a question, please contact Kid Min Staff in hallways. Thanks.

While the children are eating their snack, please read the read aloud book that is in the bin labeled Read Aloud book for snack time. Thanks.





Free Choice Play

12:05-12:15

Once the snack and read aloud are finished, the children may choose free play until their parents come to pick them up.









At dismissal, please make sure to check the child's tag number to match the parent's tag. Have the children take home any papers from their bin. Finally, check them off the attendance as being picked up (the last column for the date).

Thanks so much for shepherding the little ones this week. We appreciate you!






Jesus told many learning stories called parables. There were all kinds of people gathered to listen to him tell this story.



**There was a woman who had 10
silver coins. She loses one.**





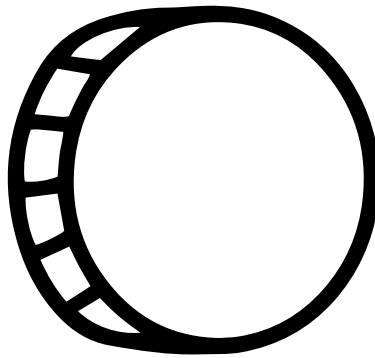


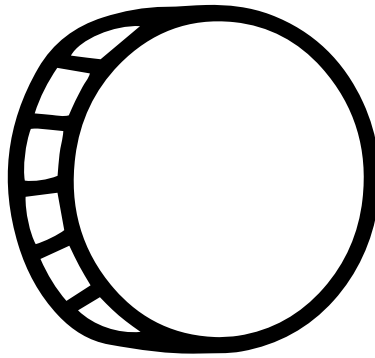
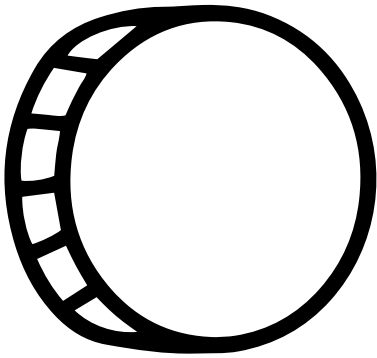

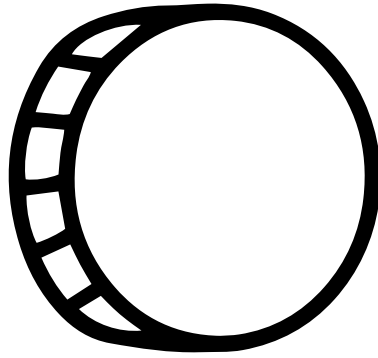
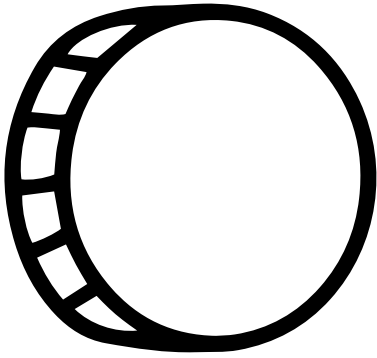
She lights a lamp, sweeps the house, and searches carefully until she can find it.



When she finds the coin, she calls her friends and asks them to rejoice and celebrate. Jesus said, “In the same way, I tell you, there is rejoicing in the presence of angels of God over one sinner who repents.

“Do everything in love.”
1 Corinthians 16:14”

The Lost Coin (Luke 15:8-10)



God's love never stops.

“Do everything in love.”

Matthew 28:6



The Lost Coin Luke 15:8-10



The Lost Coin (Luke 15:8-10)

“Or suppose a woman has ten silver coins and loses one.

Doesn't she light a lamp, sweep the house and search carefully until she finds it?

And when she finds it, she calls her friends and neighbors together and says, 'Rejoice with me; I have found my lost coin.'

In the same way, I tell you, there is rejoicing in the presence of the angels of God over one sinner who repents.”



Coin Sort

