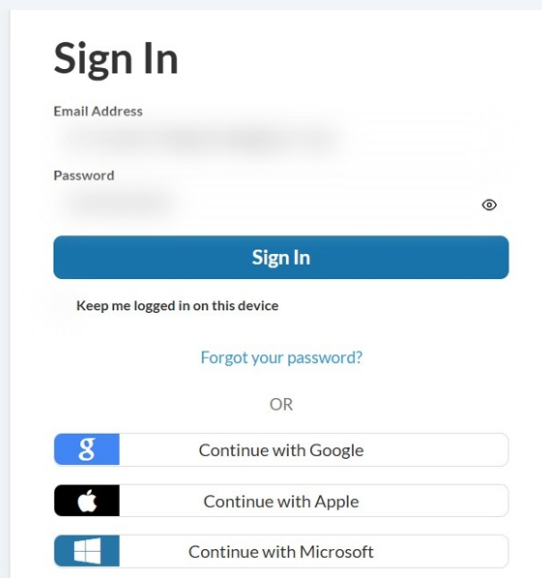


Updating Your Skills & Interest On Realm Website

This guide offers a straightforward method to update your skills and interests on the Realm website, helping you engage more effectively with your community. By following these simple steps, you can showcase your abilities and express your interests, facilitating better connections and opportunities within Hope. It's an essential resource for anyone looking to enhance their profile and involvement in relevant activities.

1 Navigate to OnRealm.org

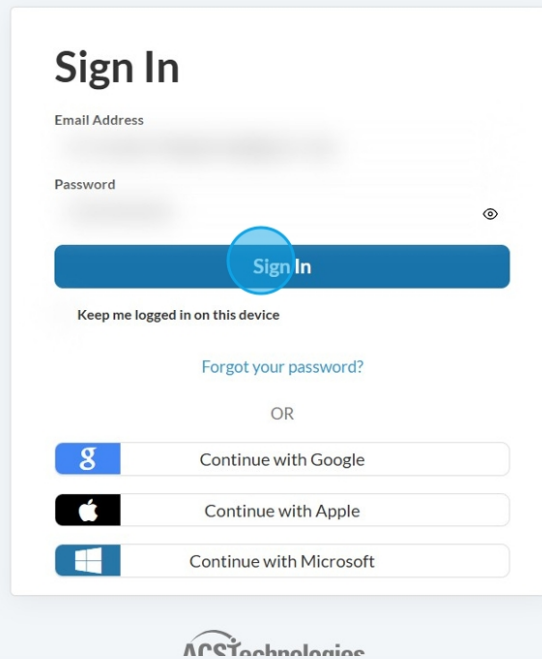


The screenshot shows the 'Sign In' page of the OnRealm.org website. It features a white background with a blue 'Sign In' button. Above the button are input fields for 'Email Address' and 'Password'. Below the button is a checkbox labeled 'Keep me logged in on this device'. A link for 'Forgot your password?' is positioned below the checkbox. Underneath, the word 'OR' is centered. Three social login options are listed: 'Continue with Google' (with a Google logo), 'Continue with Apple' (with an Apple logo), and 'Continue with Microsoft' (with a Microsoft logo).

ACSTechnologies.

One account for Realm, MissionInsite, Go, Growth and everything else in your ministry hub

2 Log-In to your Realm Account.



The screenshot shows a 'Sign In' form for APS Technologies. It includes fields for 'Email Address' and 'Password', a 'Sign In' button, a 'Keep me logged in on this device' checkbox, a 'Forgot your password?' link, and social login options for Google, Apple, and Microsoft. The APS Technologies logo is at the bottom.

Sign In

Email Address


Password


Sign In


Keep me logged in on this device

[Forgot your password?](#)

OR

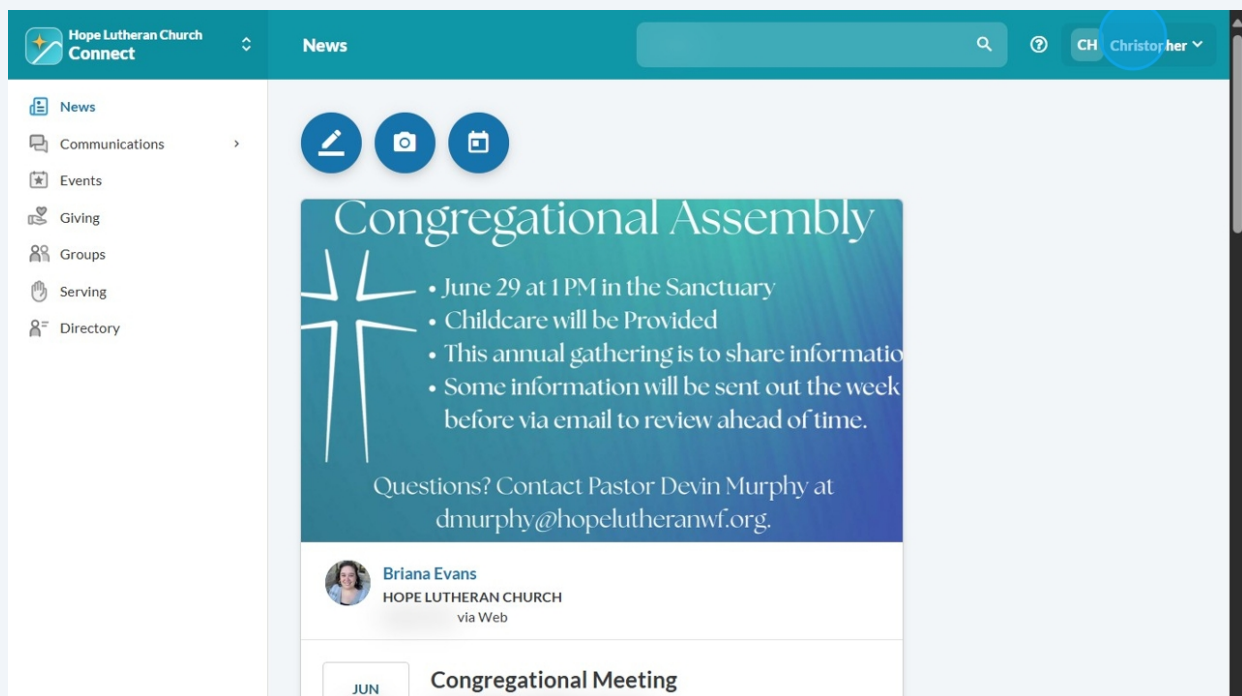
 Continue with Google

 Continue with Apple

 Continue with Microsoft

APS Technologies

3 Click Your Name in top right corner.



The screenshot shows the 'Hope Lutheran Church Connect' website. The top navigation bar includes the church logo, a 'News' tab, a search bar, and a user profile dropdown for 'Christopher'. The left sidebar lists various church activities. The main content area features a 'Congregational Assembly' announcement for June 29, including details about childcare and information sharing. Below the announcement is a contact information box for Pastor Devin Murphy and a profile card for Briana Evans. A 'JUN' calendar icon and a 'Congregational Meeting' link are at the bottom.

Hope Lutheran Church Connect

News

Search

CH Christopher

News

Communications

Events

Giving

Groups


Serving

Directory

Congregational Assembly

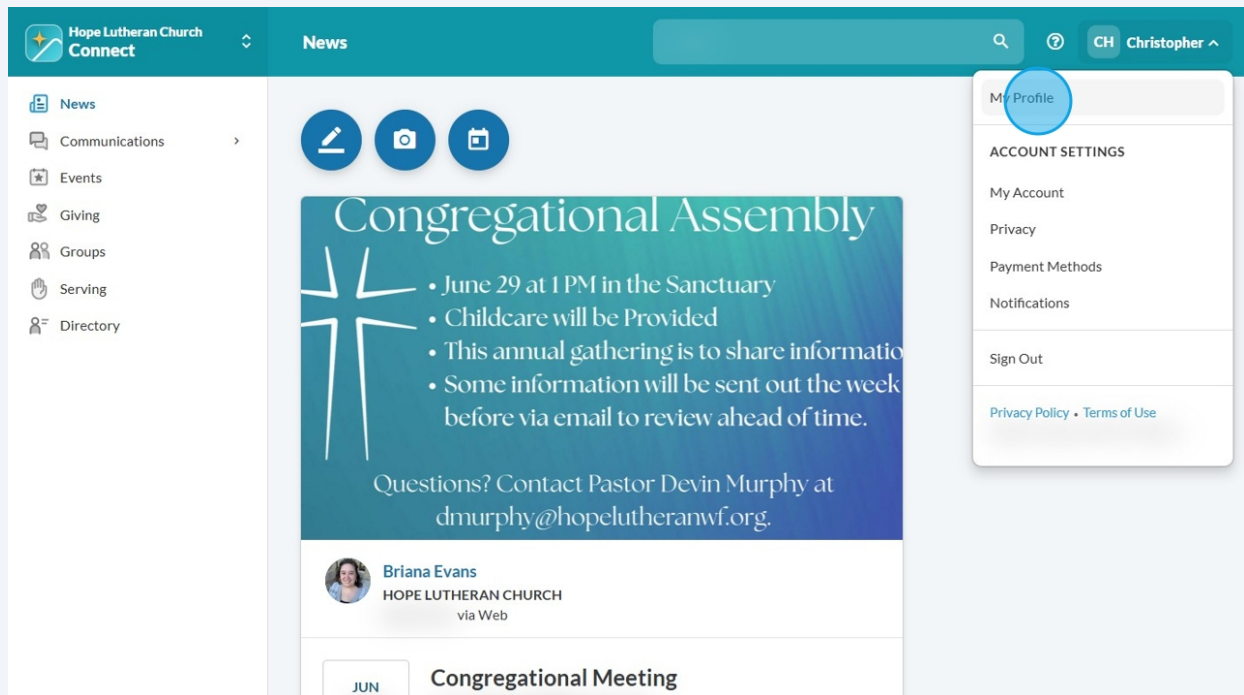
- June 29 at 1 PM in the Sanctuary
- Childcare will be Provided
- This annual gathering is to share information
- Some information will be sent out the week before via email to review ahead of time.

Questions? Contact Pastor Devin Murphy at dmurphy@hopelutheranwf.org.

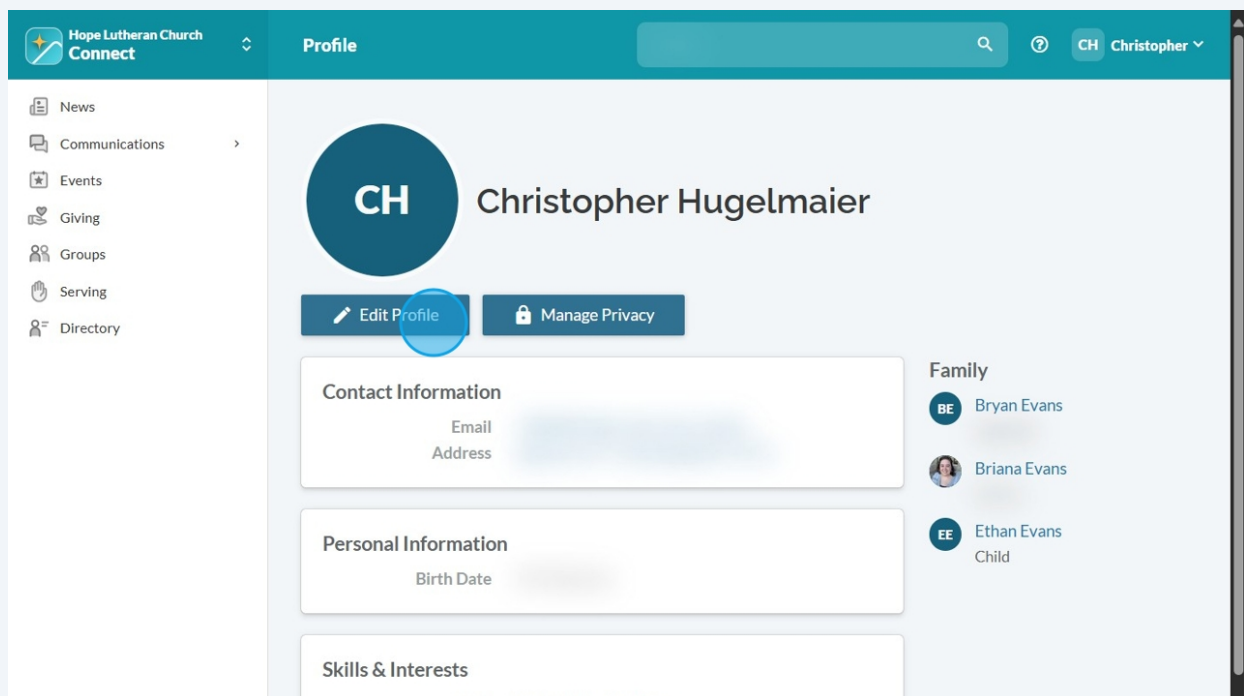
 **Briana Evans**
HOPE LUTHERAN CHURCH
via Web

JUN **Congregational Meeting**

4 Click "My Profile"



5 Click "Edit Profile"



6 Click "Personal Information"

The screenshot shows the 'Edit Christopher Hugelmaier' form in the 'Personal Information' tab. The left sidebar contains a menu with 'News', 'Communications', 'Events', 'Giving', 'Groups', 'Volunteering', and 'Directory'. The main content area has a 'Cancel' button at the top left. The form fields are grouped into 'Full Name' and 'ADDRESS'. The 'Full Name' group includes 'Title', 'First Name', 'Middle Name', 'Last Name', 'Preferred Name', and 'Suffix'. The 'ADDRESS' group includes 'Home' and a note 'Lives with Bryan, Briana, & Ethan'. A 'Users with permission only' lock icon is visible next to the 'Home' field.

7 Click the drop down next to "Skills"

The screenshot shows the 'Edit Christopher Hugelmaier' form in the 'Skills' section. The left sidebar contains a menu with 'Communications', 'Events', 'Giving', 'Groups', 'Volunteering', and 'Directory'. The main content area has a 'Cancel' button at the top left. The form is divided into 'BASICS' and 'DETAILS' sections. The 'BASICS' section includes 'Birthday', 'Gender', 'Marital Status', and 'Allergies'. The 'DETAILS' section includes 'Church background', 'Is Baptized', 'Is First Communion', 'Is Confirmed', 'High School Graduation Year', 'Skills', and 'Interests'. The 'Skills' field is a dropdown menu with 'Decorating' and 'Painting' selected. A blue circle highlights the dropdown arrow next to 'Painting'. The 'Interests' field is a dropdown menu with 'Kid's Ministry' selected. A 'Users with permission only' lock icon is visible next to the 'BASICS' section header.

8 Click the Skills you would like to share with Hope.

The screenshot shows a web application interface with a sidebar on the left containing links: Communications, Events, Giving, Groups, Volunteering, and Directory. The main content area is titled 'Edit Profile' and has a 'USERS WITH PERMISSION ONLY' lock icon. It is divided into two sections: 'BASICS' and 'DETAILS'. The 'BASICS' section includes fields for Birthday, Gender *, Marital Status, and Allergies. The 'DETAILS' section includes fields for Church background, Is Baptized, Is First Communion, Is Confirmed, and High School Graduation Year *. Below these are 'Skills' and 'Interests' sections. The 'Skills' dropdown menu is open, showing options: 'Decorating X', 'Painting X', 'Select all', 'Singing', 'Social Media' (highlighted with a blue circle), and 'Socializing & Sharing Faith'.

9 Click the drop down next to "Interest"

The screenshot shows the same 'Edit Profile' form as in step 8. In this step, the 'Interests' dropdown menu is open, showing options: 'Kid's Ministry X' (highlighted with a blue circle) and an empty dropdown box. The 'Skills' section now shows 'Decorating X', 'Painting X', and 'Social Media X' as selected items.

10 Click the Interest you would like more involvement with Hope.

Events
Giving
Groups
Volunteering
Directory

Support

Birthdays

Gender *

Marital Status

Allergies

DETAILS

Church background

Is Baptized

Is First Communion

Is Confirmed

High School Graduation Year *

Skills: Decorating X Painting X Social Media X

Interests: Kid's Ministry X

Select all
Women's Ministry
Worship Service Volunteers
Youth Ministry

11 Click "Save."

Hope Lutheran Church
Connect

← Back | Edit Christopher Hugelmaier

CH Christopher

News
Communications
Events
Giving
Groups
Volunteering
Directory

Save Cancel

BASICS

Birthdays

Gender *

Marital Status

Allergies

DETAILS

Church background

Is Baptized

Is First Communion

Is Confirmed

High School Graduation Year *

Skills: Decorating X Painting X Social Media X

USERS WITH PERMISSION ONLY