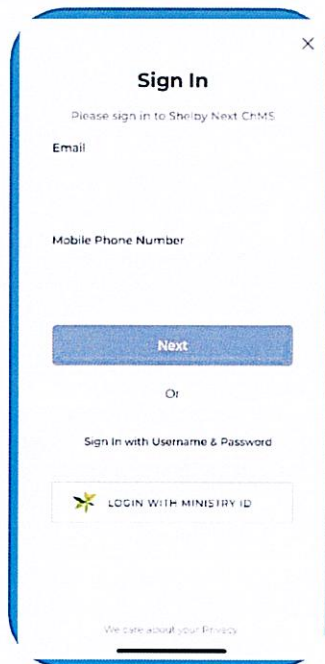


Downloading the KUMC App and Sign in.

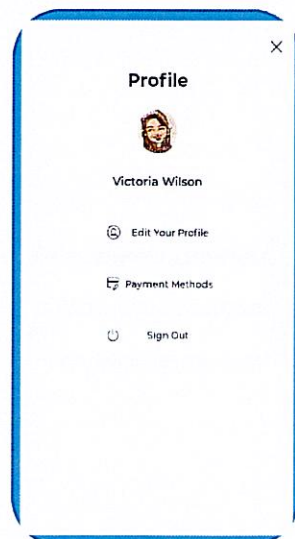
Download Keller UMC App from your app store.



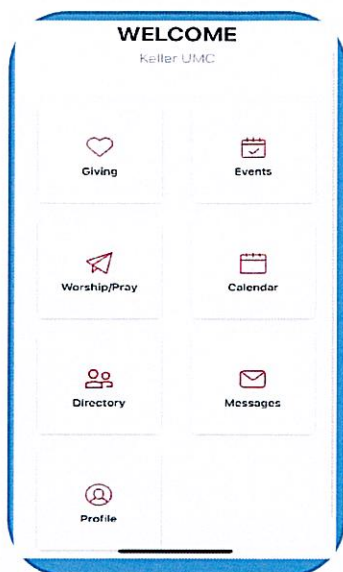
Sign in with your email and mobile phone number. You will be prompted to get a Validation Code, to either your email or mobile phone.




Sign In with your email and mobile phone number



Once logged in, you have the option to edit your profile, or just click on the X or ← depending on your phone. This will take you to the home screen. If you edit your profile, we will receive a message stating that you would like to make some changes and we would apply those changes



You now have access to Giving, Events, Worship/Pray, Calendar, Messages and Profile. You will have access to every option in the app, except the Directory. If you would like access to the Directory, click <https://www.kellerumc.org/get-connected/directory/>



If you are a visitor, type in your Email and Mobile Phone Number then Next



Visitors Sign In

After you add your email and mobile phone number, it will bring up the next screen where you can add contact information

Shelby will notify us that you would like access and we will contact you when we have set up your profile.

Once your profile is set up, you can Sign In with your email and mobile phone number. You will be prompted to get a Validation Code either through a text or email. Once you enter the code, you will have access to Giving, Events, Worship/Pray, Calendar, Messages and Profile, but not to the Directory.

If you would like access to the Directory, click <https://www.kellerumc.org/get-connected/directory/>

If you have any questions or need assistance, please call the church office at 817-431-1332.