


# Fruits of the Spirit

## Memory Verse

But the fruit of the  
Spirit is love, joy,  
peace, patience,  
kindness, goodness,  
faithfulness,  
gentleness and self-  
control. Against such  
things there is no  
law.

Galatians 5:22-23



Name \_\_\_\_\_ Date \_\_\_\_\_

Circle one of the Fruit of the Spirit and draw a picture to show an example.



FAITHFULNESS

JOY

SELF CONTROL

PATIENCE

KINDNESS

PEACE

GENTLENESS

LOVE

GOODNESS

## I'M A LITTLE FRUIT POT

*Sing to the tune: "I'm a Little Tea Pot"*

I'm a little fruit pot, and I can share.  
I have fruit, enough to spare.  
When you're feeling empty, then I'll shout,  
"Just look inside (and) take LOVE out."

I'm a little fruit pot, and I can share.  
I have fruit, enough to spare.  
When you're feeling empty, then I'll shout,  
"Just look inside and take JOY out."

I'm a little fruit pot, and I can share.  
I have fruit, enough to spare.  
When you're feeling empty, then I'll shout,  
"Just look inside and take PEACE out."

I'm a little fruit pot, and I can share.  
I have fruit, enough to spare.  
When you're feeling empty, then I'll shout,  
"Just look inside, take PATIENCE out."

I'm a little fruit pot, and I can share.  
I have fruit, enough to spare.  
When you're feeling empty, then I'll shout,  
"Just look inside, take KINDNESS out."

I'm a little fruit pot, and I can share.  
I have fruit, enough to spare.  
When you're feeling empty, then I'll shout,  
"Just look inside, take GOODNESS out."

(Repeat 3 more times using FAITHFULNESS,  
GENTLENESS, and SELF-CONTROL)



Name \_\_\_\_\_

## **Fruit of The Spirit Reflection**

**1. Where in the bible can the fruit of the spirit be found?**

**2. How many fruit of the spirit are there?**

**3. Tell me about a time that you showed one of the fruit of the spirit.**

**4. List the fruit of the spirit**

1. \_\_\_\_\_
2. \_\_\_\_\_
3. \_\_\_\_\_
4. \_\_\_\_\_
5. \_\_\_\_\_
6. \_\_\_\_\_
7. \_\_\_\_\_
8. \_\_\_\_\_
9. \_\_\_\_\_

Name \_\_\_\_\_

# The Fruit of The Spirit

G	P	A	T	I	E	N	C	E	B	A	I	L	S	H	U	T	B
O	Q	G	A	X	O	O	V	Q	K	I	N	D	N	E	S	S	O
O	L	M	O	B	V	R	M	H	F	R	P	M	I	A	Q	C	A
D	C	S	E	L	F	C	O	N	T	R	O	L	P	T	M	M	J
N	I	P	L	O	V	E	M	X	U	V	B	D	E	L	B	M	D
E	J	E	J	N	F	N	G	U	Y	N	A	P	S	S	Y	X	X
S	Z	A	R	O	M	Y	H	A	J	J	Y	D	S	T	K	X	E
S	P	C	T	X	Y	Y	Y	G	O	H	W	F	P	D	B	S	N
Q	Z	E	W	J	Q	F	R	L	V	N	Y	K	X	S	O	L	Y
L	F	A	I	T	H	F	U	L	N	E	S	S	B	O	K	B	E
G	P	B	L	V	K	O	A	X	D	O	N	Z	H	F	D	R	X
S	N	B	A	P	B	Y	G	E	N	T	L	E	N	E	S	S	T

FAITHFULNESS  
GENTLENESS  
GOODNESS  
JOY

KINDNESS  
LOVE  
PATIENCE  
PEACE

SELF CONTROL

**Writing Prompt:** Write a story that uses all 9 fruit of the spirit. You can be as creative as you want!

---

---

---

---

---

---

---

---

---

---


---

---

---

---

---









## Dear Parent/Guardian

During the coming year your child will participate in a wide variety of mathematics activities using the **Saxon Math** program. Your child will learn through hands-on experiences, discussions, explorations, and oral/written practice.

While each day's activities will be varied, each lesson will have a standard four-part format:

1. **THE MEETING** is a time when we practice everyday skills. The children solve a problem of the day and learn about the calendar, a daily number or shape pattern, temperature, attendance graph, time, money, and fact families.
2. **FACT PRACTICE** helps children master number facts by practicing fact strategies using fact cards, games and activities, Learning Wrap-Ups®, and fact sheets. Your child will also practice the number facts at home using fact sheets.
3. **NEW CONCEPTS** are presented in each lesson through discussion and hands-on experiences that allow your child to be actively involved in learning.
4. **WRITTEN PRACTICE** reinforces new concepts from the lesson, as well as from previous lessons. The children are guided in class as they complete and correct Side A of a practice sheet. Your child will complete Side B as homework.

Please assist your child by reading the problems on Side B, if necessary. Allow your child to arrive at the answers independently. Check your child's work and help your child correct mistakes. If you help your child with a problem, please circle the problem number to let me know that this is a difficult question. **It is important that your child return the homework the next day.**

**Assessments**, both written and oral, include skills your child has been practicing throughout the year and will help me determine what additional review is necessary. I will share with you my observations about your child's progress.

I look forward to working with you and your child this year. Please contact me if you have any questions about the program or about your child's progress.

Sincerely,



Name \_\_\_\_\_

Date \_\_\_\_\_

1. What day of the week is it today?

\_\_\_\_\_

2. Write the letter **e** to the right of the **n**.

Write the letter **o** to the left of the **n**.

\_\_\_\_\_ n \_\_\_\_\_

3. Use a red crayon to color these numbers on the chart.

Cross off each number after you color it.

14, 1, 28, 10, 17, 5, 34, 12, 23,  
50, 19, 46, 37, 6, 45, 32, 39, 41

1	2	3	4	5	6	7	8	9	10
11	12	13	14	15	16	17	18	19	20
21	22	23	24	25	26	27	28	29	30
31	32	33	34	35	36	37	38	39	40
41	42	43	44	45	46	47	48	49	50

4. What number is one more than **28**? \_\_\_\_\_

What number is one less than **37**? \_\_\_\_\_

Name \_\_\_\_\_

Date \_\_\_\_\_

1. Read these numbers to someone.

39, 18, 12, 22, 40, 48

2. Write the letter **t** to the left of the **w**.  
Write the letter **o** to the right of the **w**.

\_\_\_\_\_ **w** \_\_\_\_\_

3. Use a red crayon to color these numbers on the chart.  
Cross off each number after you color it.

22, 14, 37, 8, 23, 34, 42, 17, 48, 6,  
12, 44, 27, 46, 4, 32, 47, 7, 24, 2

1	2	3	4	5	6	7	8	9	10
11	12	13	14	15	16	17	18	19	20
21	22	23	24	25	26	27	28	29	30
31	32	33	34	35	36	37	38	39	40
41	42	43	44	45	46	47	48	49	50

Name \_\_\_\_\_

Date \_\_\_\_\_

A.

$$\begin{array}{r} 0 \\ + 0 \\ \hline \end{array}$$

$$\begin{array}{r} 1 \\ + 1 \\ \hline \end{array}$$

$$\begin{array}{r} 2 \\ + 2 \\ \hline \end{array}$$

$$\begin{array}{r} 3 \\ + 3 \\ \hline \end{array}$$

$$\begin{array}{r} 4 \\ + 4 \\ \hline \end{array}$$

$$\begin{array}{r} 5 \\ + 5 \\ \hline \end{array}$$

$$\begin{array}{r} 6 \\ + 6 \\ \hline \end{array}$$

$$\begin{array}{r} 7 \\ + 7 \\ \hline \end{array}$$

$$\begin{array}{r} 8 \\ + 8 \\ \hline \end{array}$$

$$\begin{array}{r} 9 \\ + 9 \\ \hline \end{array}$$

B.

$$\begin{array}{r} 6 \\ + 6 \\ \hline \end{array}$$

$$\begin{array}{r} 2 \\ + 2 \\ \hline \end{array}$$

$$\begin{array}{r} 1 \\ + 1 \\ \hline \end{array}$$

$$\begin{array}{r} 9 \\ + 9 \\ \hline \end{array}$$

$$\begin{array}{r} 4 \\ + 4 \\ \hline \end{array}$$

$$\begin{array}{r} 0 \\ + 0 \\ \hline \end{array}$$

$$\begin{array}{r} 8 \\ + 8 \\ \hline \end{array}$$

$$\begin{array}{r} 5 \\ + 5 \\ \hline \end{array}$$

$$\begin{array}{r} 3 \\ + 3 \\ \hline \end{array}$$

$$\begin{array}{r} 7 \\ + 7 \\ \hline \end{array}$$

C.

$$\begin{array}{r} 2 \\ + \square \\ \hline 4 \end{array}$$

$$\begin{array}{r} 8 \\ + \square \\ \hline 16 \end{array}$$

$$\begin{array}{r} 3 \\ + \square \\ \hline 6 \end{array}$$

$$\begin{array}{r} 5 \\ + \square \\ \hline 10 \end{array}$$

$$\begin{array}{r} 9 \\ + \square \\ \hline 18 \end{array}$$

Name \_\_\_\_\_

Date \_\_\_\_\_

Dear Parent,

Today we practiced the doubles addition facts. Your child will be tested next week on the new addition facts listed below.

$\begin{array}{r} 0 \\ + 0 \\ \hline \end{array}$	$\begin{array}{r} 1 \\ + 1 \\ \hline \end{array}$	$\begin{array}{r} 2 \\ + 2 \\ \hline \end{array}$	$\begin{array}{r} 3 \\ + 3 \\ \hline \end{array}$	$\begin{array}{r} 4 \\ + 4 \\ \hline \end{array}$
$\begin{array}{r} 5 \\ + 5 \\ \hline \end{array}$	$\begin{array}{r} 6 \\ + 6 \\ \hline \end{array}$	$\begin{array}{r} 7 \\ + 7 \\ \hline \end{array}$	$\begin{array}{r} 8 \\ + 8 \\ \hline \end{array}$	$\begin{array}{r} 9 \\ + 9 \\ \hline \end{array}$

During the next four days, your child will practice these facts in class both orally and in writing. The back of each day's fact sheet will contain the fact practice homework.

Tonight's fact practice is the following:

1. Ask your child to point to the problems in order and to say the answers.
2. Point to the problems in random order and ask your child to say the answers.

Keep this paper at home to use for practice.

Name \_\_\_\_\_

Date \_\_\_\_\_

1. What day of the week is it today? \_\_\_\_\_

What day of the week was it yesterday? \_\_\_\_\_

2. Write the letter **h** to the left of the **o**.

Write the letter **t** to the right of the **o**.

\_\_\_\_\_ **o** \_\_\_\_\_

3. Fill in the missing numbers.

\_\_\_\_ 1 \_\_\_\_\_, 2 \_\_\_\_\_, \_\_\_\_\_, 4 \_\_\_\_\_, \_\_\_\_\_, \_\_\_\_\_, 7 \_\_\_\_\_, \_\_\_\_\_, 9 \_\_\_\_\_, \_\_\_\_\_,  
\_\_\_\_\_, \_\_\_\_\_, 13 \_\_\_\_\_, \_\_\_\_\_, \_\_\_\_\_, \_\_\_\_\_, \_\_\_\_\_, 18 \_\_\_\_\_, \_\_\_\_\_, \_\_\_\_\_

4. What number is one less than **26**? \_\_\_\_\_

What number is one more than **43**? \_\_\_\_\_

5. Use a red crayon to color these numbers on the chart.

Cross off each number after you color it.

23, 42, 37, 8, 29, 4, 2, 17, 10, 27, 5,  
41, 43, 45, 3, 28, 9, 1, 33, 47, 13, 44, 7

1	2	3	4	5	6	7	8	9	10
11	12	13	14	15	16	17	18	19	20
21	22	23	24	25	26	27	28	29	30
31	32	33	34	35	36	37	38	39	40
41	42	43	44	45	46	47	48	49	50

Name \_\_\_\_\_

Date \_\_\_\_\_

1. What will be tomorrow's date?

\_\_\_\_\_

2. Write the letter **t** to the left of the **o**.  
Write the letter **e** to the right of the **o**.

\_\_\_\_\_ **o** \_\_\_\_\_

3. Fill in the missing numbers.

\_\_\_\_\_, \_\_\_\_\_, 3, \_\_\_\_\_, \_\_\_\_\_, \_\_\_\_\_, \_\_\_\_\_, 8, \_\_\_\_\_, \_\_\_\_\_,  
\_\_\_\_\_, 12, \_\_\_\_\_, \_\_\_\_\_, \_\_\_\_\_, 16, \_\_\_\_\_, \_\_\_\_\_, \_\_\_\_\_, \_\_\_\_\_

4. What number is one more than **76**? \_\_\_\_\_

What number is one less than **53**? \_\_\_\_\_

5. Fill in the missing numbers.

1	2		4	5		7		9	10
		13		15			18		
21		23			26			29	
	32			35				39	
41			44		46	47			50



Name \_\_\_\_\_

Date \_\_\_\_\_

Set 1: Doubles

$$\begin{array}{r} 2 \\ + 2 \\ \hline \end{array}$$

$$\begin{array}{r} 6 \\ + 6 \\ \hline \end{array}$$

$$\begin{array}{r} 1 \\ + 1 \\ \hline \end{array}$$

$$\begin{array}{r} 4 \\ + 4 \\ \hline \end{array}$$

$$\begin{array}{r} 9 \\ + 9 \\ \hline \end{array}$$

$$\begin{array}{r} 7 \\ + 7 \\ \hline \end{array}$$

$$\begin{array}{r} 0 \\ + 0 \\ \hline \end{array}$$

$$\begin{array}{r} 8 \\ + 8 \\ \hline \end{array}$$

$$\begin{array}{r} 5 \\ + 5 \\ \hline \end{array}$$

$$\begin{array}{r} 3 \\ + 3 \\ \hline \end{array}$$

$$\begin{array}{r} 1 \\ + 1 \\ \hline \end{array}$$

$$\begin{array}{r} 9 \\ + 9 \\ \hline \end{array}$$

$$\begin{array}{r} 5 \\ + 5 \\ \hline \end{array}$$

$$\begin{array}{r} 2 \\ + 2 \\ \hline \end{array}$$

$$\begin{array}{r} 8 \\ + 8 \\ \hline \end{array}$$

$$\begin{array}{r} 6 \\ + 6 \\ \hline \end{array}$$

$$\begin{array}{r} 3 \\ + 3 \\ \hline \end{array}$$

$$\begin{array}{r} 0 \\ + 0 \\ \hline \end{array}$$

$$\begin{array}{r} 7 \\ + 7 \\ \hline \end{array}$$

$$\begin{array}{r} 4 \\ + 4 \\ \hline \end{array}$$

$$\begin{array}{r} 9 \\ + 9 \\ \hline \end{array}$$

$$\begin{array}{r} 5 \\ + 5 \\ \hline \end{array}$$

$$\begin{array}{r} 8 \\ + 8 \\ \hline \end{array}$$

$$\begin{array}{r} 6 \\ + 6 \\ \hline \end{array}$$

$$\begin{array}{r} 7 \\ + 7 \\ \hline \end{array}$$

Name \_\_\_\_\_

Date \_\_\_\_\_

## Set 1: Doubles

1. Read the answers to someone.
2. Write the answers.
3. Ask someone to correct your paper. Corrected by \_\_\_\_\_

$$\begin{array}{r} 1 \\ + 1 \\ \hline \end{array}$$

$$\begin{array}{r} 9 \\ + 9 \\ \hline \end{array}$$

$$\begin{array}{r} 4 \\ + 4 \\ \hline \end{array}$$

$$\begin{array}{r} 2 \\ + 2 \\ \hline \end{array}$$

$$\begin{array}{r} 7 \\ + 7 \\ \hline \end{array}$$

$$\begin{array}{r} 8 \\ + 8 \\ \hline \end{array}$$

$$\begin{array}{r} 5 \\ + 5 \\ \hline \end{array}$$

$$\begin{array}{r} 0 \\ + 0 \\ \hline \end{array}$$

$$\begin{array}{r} 3 \\ + 3 \\ \hline \end{array}$$

$$\begin{array}{r} 6 \\ + 6 \\ \hline \end{array}$$

$$\begin{array}{r} 7 \\ + 7 \\ \hline \end{array}$$

$$\begin{array}{r} 1 \\ + 1 \\ \hline \end{array}$$

$$\begin{array}{r} 9 \\ + 9 \\ \hline \end{array}$$

$$\begin{array}{r} 0 \\ + 0 \\ \hline \end{array}$$

$$\begin{array}{r} 4 \\ + 4 \\ \hline \end{array}$$

$$\begin{array}{r} 2 \\ + 2 \\ \hline \end{array}$$

$$\begin{array}{r} 6 \\ + 6 \\ \hline \end{array}$$

$$\begin{array}{r} 5 \\ + 5 \\ \hline \end{array}$$

$$\begin{array}{r} 8 \\ + 8 \\ \hline \end{array}$$

$$\begin{array}{r} 3 \\ + 3 \\ \hline \end{array}$$

$$\begin{array}{r} 9 \\ + 9 \\ \hline \end{array}$$

$$\begin{array}{r} 4 \\ + 4 \\ \hline \end{array}$$

$$\begin{array}{r} 7 \\ + 7 \\ \hline \end{array}$$

$$\begin{array}{r} 2 \\ + 2 \\ \hline \end{array}$$

$$\begin{array}{r} 5 \\ + 5 \\ \hline \end{array}$$

Name \_\_\_\_\_

Date \_\_\_\_\_

1. Fill in the missing days of the week.

\_\_\_\_\_, Monday, \_\_\_\_\_

2. Write an **l** on the second line.

Write a **t** on the fifth line.

Write a **g** on the third line.

Write an **h** on the fourth line.

Write an **r** on the first line.


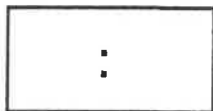
\_\_\_\_\_

3. Write the number that is one less.

\_\_\_\_\_, 28

\_\_\_\_\_, 16

4. Write the digital time.



5. Find the sums.

$$\begin{array}{r} 4 \\ + 4 \\ \hline \end{array}$$

$$\begin{array}{r} 7 \\ + 7 \\ \hline \end{array}$$

$$\begin{array}{r} 3 \\ + 3 \\ \hline \end{array}$$

$$\begin{array}{r} 9 \\ + 9 \\ \hline \end{array}$$

$$\begin{array}{r} 6 \\ + 6 \\ \hline \end{array}$$

$$\begin{array}{r} 2 \\ + 2 \\ \hline \end{array}$$

$$\begin{array}{r} 8 \\ + 8 \\ \hline \end{array}$$

Name \_\_\_\_\_

Date \_\_\_\_\_

1. Fill in the missing days of the week.

Sunday, \_\_\_\_\_, \_\_\_\_\_

2. Write an
- e**
- on the third line.

Write an **a** on the fourth line.Write a **g** on the first line.Write a **t** on the fifth line.Write an **r** on the second line.



\_\_\_\_\_

3. Write the number that is one less.

\_\_\_\_\_, 49

\_\_\_\_\_, 12

4. Write the digital time.



5. Find the sums.

$$\begin{array}{r} 5 \\ + 5 \\ \hline \end{array}$$

$$\begin{array}{r} 1 \\ + 1 \\ \hline \end{array}$$

$$\begin{array}{r} 8 \\ + 8 \\ \hline \end{array}$$

$$\begin{array}{r} 3 \\ + 3 \\ \hline \end{array}$$

$$\begin{array}{r} 6 \\ + 6 \\ \hline \end{array}$$

$$\begin{array}{r} 10 \\ + 10 \\ \hline \end{array}$$

$$\begin{array}{r} 7 \\ + 7 \\ \hline \end{array}$$

Name \_\_\_\_\_

Date \_\_\_\_\_

Set I: Doubles

A.

$4 + 4 = \underline{\quad}$

$5 + 5 = \underline{\quad}$

$1 + 1 = \underline{\quad}$

$9 + 9 = \underline{\quad}$

$0 + 0 = \underline{\quad}$

$7 + 7 = \underline{\quad}$

$2 + 2 = \underline{\quad}$

$8 + 8 = \underline{\quad}$

$3 + 3 = \underline{\quad}$

$6 + 6 = \underline{\quad}$

$1 + 1 = \underline{\quad}$

$9 + 9 = \underline{\quad}$

$4 + 4 = \underline{\quad}$

$7 + 7 = \underline{\quad}$

$5 + 5 = \underline{\quad}$

$3 + 3 = \underline{\quad}$

$2 + 2 = \underline{\quad}$

$8 + 8 = \underline{\quad}$

$0 + 0 = \underline{\quad}$

$9 + 9 = \underline{\quad}$

$4 + 4 = \underline{\quad}$

B.

$2 + \square = 4$

$5 + \square = 10$

$9 + \square = 18$

$\square + 1 = 2$

$\square + 4 = 8$

$\square + 0 = 0$

Name \_\_\_\_\_

Date \_\_\_\_\_

## Set 1: Doubles

- A.** 1. Read the answers to someone.  
2. Write the answers.  
3. Ask someone to correct your paper. Corrected by \_\_\_\_\_

$3 + 3 = \underline{\quad}$

$7 + 7 = \underline{\quad}$

$0 + 0 = \underline{\quad}$

$4 + 4 = \underline{\quad}$

$9 + 9 = \underline{\quad}$

$2 + 2 = \underline{\quad}$

$8 + 8 = \underline{\quad}$

$1 + 1 = \underline{\quad}$

$5 + 5 = \underline{\quad}$

$6 + 6 = \underline{\quad}$

$0 + 0 = \underline{\quad}$

$3 + 3 = \underline{\quad}$

$9 + 9 = \underline{\quad}$

$7 + 7 = \underline{\quad}$

$4 + 4 = \underline{\quad}$

$2 + 2 = \underline{\quad}$

$8 + 8 = \underline{\quad}$

$1 + 1 = \underline{\quad}$

$6 + 6 = \underline{\quad}$

$5 + 5 = \underline{\quad}$

$0 + 0 = \underline{\quad}$

- B.** Fill in the missing numbers.

$3 + \square = 6$

$7 + \square = 14$

$2 + \square = 4$

$\square + 8 = 16$

$\square + 1 = 2$

$\square + 6 = 12$

Name \_\_\_\_\_

Date \_\_\_\_\_

Set 1: Doubles

1. Read the answers to someone.
2. Write the answers.
3. Ask someone to correct your paper. Corrected by \_\_\_\_\_

$$\begin{array}{r} 5 \\ + 5 \\ \hline \end{array}$$

$$\begin{array}{r} 9 \\ + 9 \\ \hline \end{array}$$

$$\begin{array}{r} 1 \\ + 1 \\ \hline \end{array}$$

$$\begin{array}{r} 6 \\ + 6 \\ \hline \end{array}$$

$$\begin{array}{r} 3 \\ + 3 \\ \hline \end{array}$$

$$\begin{array}{r} 0 \\ + 0 \\ \hline \end{array}$$

$$\begin{array}{r} 7 \\ + 7 \\ \hline \end{array}$$

$$\begin{array}{r} 4 \\ + 4 \\ \hline \end{array}$$

$$\begin{array}{r} 2 \\ + 2 \\ \hline \end{array}$$

$$\begin{array}{r} 8 \\ + 8 \\ \hline \end{array}$$

$$\begin{array}{r} 1 \\ + 1 \\ \hline \end{array}$$

$$\begin{array}{r} 6 \\ + 6 \\ \hline \end{array}$$

$$\begin{array}{r} 3 \\ + 3 \\ \hline \end{array}$$

$$\begin{array}{r} 7 \\ + 7 \\ \hline \end{array}$$

$$\begin{array}{r} 5 \\ + 5 \\ \hline \end{array}$$

$$\begin{array}{r} 9 \\ + 9 \\ \hline \end{array}$$

$$\begin{array}{r} 0 \\ + 0 \\ \hline \end{array}$$

$$\begin{array}{r} 8 \\ + 8 \\ \hline \end{array}$$

$$\begin{array}{r} 2 \\ + 2 \\ \hline \end{array}$$

$$\begin{array}{r} 4 \\ + 4 \\ \hline \end{array}$$

$$\begin{array}{r} 7 \\ + 7 \\ \hline \end{array}$$

$$\begin{array}{r} 1 \\ + 1 \\ \hline \end{array}$$

$$\begin{array}{r} 6 \\ + 6 \\ \hline \end{array}$$

$$\begin{array}{r} 4 \\ + 4 \\ \hline \end{array}$$

$$\begin{array}{r} 8 \\ + 8 \\ \hline \end{array}$$

Name \_\_\_\_\_

Date \_\_\_\_\_

## Set I: Doubles

$$\begin{array}{r} 3 \\ + 3 \\ \hline \end{array}$$

$$\begin{array}{r} 9 \\ + 9 \\ \hline \end{array}$$

$$\begin{array}{r} 5 \\ + 5 \\ \hline \end{array}$$

$$\begin{array}{r} 7 \\ + 7 \\ \hline \end{array}$$

$$\begin{array}{r} 1 \\ + 1 \\ \hline \end{array}$$

$$\begin{array}{r} 4 \\ + 4 \\ \hline \end{array}$$

$$\begin{array}{r} 6 \\ + 6 \\ \hline \end{array}$$

$$\begin{array}{r} 0 \\ + 0 \\ \hline \end{array}$$

$$\begin{array}{r} 8 \\ + 8 \\ \hline \end{array}$$

$$\begin{array}{r} 2 \\ + 2 \\ \hline \end{array}$$

$$\begin{array}{r} 1 \\ + 1 \\ \hline \end{array}$$

$$\begin{array}{r} 6 \\ + 6 \\ \hline \end{array}$$

$$\begin{array}{r} 9 \\ + 9 \\ \hline \end{array}$$

$$\begin{array}{r} 5 \\ + 5 \\ \hline \end{array}$$

$$\begin{array}{r} 3 \\ + 3 \\ \hline \end{array}$$

$$\begin{array}{r} 0 \\ + 0 \\ \hline \end{array}$$

$$\begin{array}{r} 8 \\ + 8 \\ \hline \end{array}$$

$$\begin{array}{r} 2 \\ + 2 \\ \hline \end{array}$$

$$\begin{array}{r} 7 \\ + 7 \\ \hline \end{array}$$

$$\begin{array}{r} 4 \\ + 4 \\ \hline \end{array}$$

$$\begin{array}{r} 5 \\ + 5 \\ \hline \end{array}$$

$$\begin{array}{r} 2 \\ + 2 \\ \hline \end{array}$$

$$\begin{array}{r} 6 \\ + 6 \\ \hline \end{array}$$

$$\begin{array}{r} 3 \\ + 3 \\ \hline \end{array}$$

$$\begin{array}{r} 9 \\ + 9 \\ \hline \end{array}$$



Name \_\_\_\_\_

Date \_\_\_\_\_

Understand	Plan	Solve	Check
------------	------	-------	-------

**Use Logical Reasoning**



**Act It Out**



Maria, Jose, and Zenia are standing in line at the door. Jose is last. Maria is not first. Show who is second in line.


Who is second in line? \_\_\_\_\_

Name \_\_\_\_\_

Date \_\_\_\_\_

Understand	Plan	Solve	Check
------------	------	-------	-------

Carson put her books in a stack on her desk. The red book is not on top. The green book is in the middle. The yellow book is above the green book. Show which book is at the bottom of the stack.



What color book is at the bottom of the stack? \_\_\_\_\_

Circle the problem-solving strategies you used to solve this problem.

**Act It Out**

**Use Logical Reasoning**

Explain how you got your answer: \_\_\_\_\_

---

---

Name \_\_\_\_\_

## Focus Skill: Characters

- Read the story. Fill in the circle next to the answer for the question.

Dan walked to the table and picked up his cup. The milk was all gone! Then Tom came into the room.

"I know what you did, Tom," said Dan. "My milk is gone! I will tell Mom."

"What?" Tom said. "I did not drink your milk. I will prove it." Tom walked away.

"Maybe I am wrong," thought Dan. "Tom is the only one at home now. Who else could have taken my milk?"

Just then, Tom came back, holding Marie, the cat. Marie had spilled milk all over her fur.

"Oh no!" said Dan. "I am sorry."

"It is all right," said Tom. "How could you know it was Marie?"

---

I. How does Dan feel when Tom comes into the room?

- Ⓐ sad
- Ⓑ angry
- Ⓒ sorry
- Ⓓ happy

Name \_\_\_\_\_

Weekly  
Lesson Test  
.....  
Lesson 1

2. How does Dan feel at the end of the story?

- ☐ F happy
- ☐ G sad
- ☐ H mad
- ☐ I sorry

3. Which word fits Tom best?

- ☐ A mean
- ☐ B silly
- ☐ C nice
- ☐ D loud

4. Which character's feelings change more during the story?

- ☐ F Dan's
- ☐ G Tom's
- ☐ H Marie's
- ☐ I Dan's mom's

Name \_\_\_\_\_

Weekly  
Lesson Test  
.....  
Lesson 2

## Focus Skill: Characters

- Read the story. Fill in the circle next to the answer for each question.

Lisa and Fox walked to the mall. Fox wanted to buy new blue socks. The two walked into the store.

"I am sorry," a man said. "We are all out of blue socks."

Fox felt sad. He really wanted new socks.

"Do not worry, Fox," Lisa said. "We can go to see Ms. Reed. She will give us something to eat. We can look for socks another day."

"Hello. I am so glad to see you," Ms. Reed said. "Please come in and have a snack. You can meet my new cat, Rollo."

As Fox drank milk and ate a sandwich, he felt much better. Rollo had a snack, too.

I. How does Fox feel when the shop is out of socks?

- Ⓐ angry
- Ⓑ sad
- Ⓒ silly
- Ⓓ tired

Name \_\_\_\_\_

Weekly  
Lesson Test  
.....  
Lesson 2

2. Which word best fits Lisa?

- Ⓕ mean
- Ⓖ funny
- Ⓗ sad
- Ⓘ kind

3. How does Fox feel at the end of the story?

- Ⓐ happy
- Ⓑ sleepy
- Ⓒ hungry
- Ⓓ afraid

4. Which word fits both Lisa and Ms. Reed?

- Ⓕ friendly
- Ⓖ silly
- Ⓗ lucky
- Ⓘ pretty

Name \_\_\_\_\_ Date \_\_\_\_\_

Read the paragraph. Then answer the questions.

# School Zoo

Many classrooms have pets. This is the best way for students to learn about animals. But classroom pets need a place to go during the summer. In Plano, Texas, the schools have a mini-zoo. Teachers can **borrow** pets for the school months. When summer comes, they return the pets to the zoo. Schools in other towns should follow this example.



1. Write *fact* or *opinion* next to each sentence.

\_\_\_\_\_ A. This is the best way for students to learn about animals.

\_\_\_\_\_ B. In Plano, Texas, the schools have a mini-zoo.

\_\_\_\_\_ C. Schools in other towns should follow this example.

2. You can guess that

- ☐ A. the pets dislike being in the classroom.
- ☐ B. there is no school in the summer.
- ☐ C. the zoo closes in the summer.

3. In this paragraph, the word **borrow** means

- ☐ A. have forever.
- ☐ B. have for awhile.
- ☐ C. pay money for.

Name \_\_\_\_\_ Date \_\_\_\_\_

Read the paragraph. Then answer the questions.

# Birds and Turtles

Mother birds lay eggs in nests where they are safe.

Little birds hatch from the eggs.

They cheep and cheep until their parents bring them food. Turtles lay eggs, too.

Mother turtles lay their eggs in the sand where the eggs will be safe. But mother turtles cover the eggs and leave. When it is time, small turtles **hatch** from the eggs. They dig their way up and learn to find food on their own.



1. How are birds and turtles alike?

- ☐ A. They have hard shells.
- ☐ B. The young hatch from eggs.
- ☐ C. The mothers leave the eggs.

2. How are birds and turtles different?

- ☐ A. Bird parents feed their young.
- ☐ B. They lay eggs in safe places.
- ☐ C. The young need food to eat.

3. In this paragraph, the word **hatch** means

- ☐ A. opening on a roof.
- ☐ B. make a plan.
- ☐ C. come out of.



Name \_\_\_\_\_ Date \_\_\_\_\_

Read the paragraph. Then answer the questions.

# A Tale of Tails

Pigs are known for having curly tails.

They're so cute! Experts say that you can tell how healthy a pig is by the curl of his tail.

A pig with a curly tail is in good health.

But a pig with a straight tail is not. Poor pig.

A straight tail on a pig is a sign of illness.

Farmers should take good care of their pigs so they don't get sick.



1. Write *fact* or *opinion* next to each sentence.

\_\_\_\_\_ A. They're so cute!

\_\_\_\_\_ B. Experts say that you can tell how healthy a pig is by the curl of its tail.

\_\_\_\_\_ C. A straight tail on a pig is a sign of illness.

2. Which sentence is most likely true?

☐ A. Pigs like to wag their tails.

☐ B. Pigs always get sick.

☐ C. Farmers check their pigs' tails often.

3. What will a farmer most likely do if a pig's tail is straight?

---

---


---

Name \_\_\_\_\_ Date \_\_\_\_\_

Read the paragraph. Then answer the questions.

# A Mark on the Wall

Anna took off her shoes. She stood straight with her back against the wall. Anna's mother put the ruler on Anna's head and made a little mark on the wall. It was two inches above another mark. Next to the new mark, Anna's mother wrote the date. "Wow!" she said. "No wonder your jeans are too short."



1. Which sentence is most likely true?
  - ☐ A. Anna's mother is measuring Anna's head.
  - ☐ B. Anna's mother is mad at Anna.
  - ☐ C. Anna has grown two inches taller.
2. You can guess that the next mark will be
  - ☐ A. the same.
  - ☐ B. lower.
  - ☐ C. higher.
3. Most likely Anna's mother will
  - ☐ A. buy Anna new jeans.
  - ☐ B. give Anna old jeans.
  - ☐ C. make Anna stop growing.

NAME: \_\_\_\_\_

**Directions:** Pretend you are in the scene below and write a story about what is happening. Use as many words from the word bank as you can.

**Word Bank**

farm

pulled

draw

voice

seen



**Challenge:** Underline the words you used from the word bank, and read your story to a friend.




NAME: \_\_\_\_\_

**Directions:** Pretend you are in the scene below and write a story about what is happening. Use as many words from the word bank as you can.

**Word Bank**

measure      remember      early      waves      reached



---

---

---

---

---

---

**Challenge:** Underline the words you used from the word bank, and read your story to a friend.



Name \_\_\_\_\_





Writing a story  
from a map

## The Mighty Knight



A story map helps you plan the setting, characters, problem, and solution.

Write a sentence about each part of the map to make a story.



---

---

---

---

---

---

---

---

---

---



Read your story to a friend.

Copyright © Scholastic Inc.



## Good Solution!



*At the end of a story, the problem is usually solved. This is called the **solution**.*

Read the beginning and middle parts of the stories below. Write an ending solution for each.



David and his dog, Spot, were best friends. They went everywhere together. At bedtime, David whistled for Spot to jump in his bed. One winter night, David whistled and whistled, but Spot did not come.

---



---



---

Josh loved second grade, but he did not like recess. Josh's class was always the last one out to the playground. Every day, Josh ran to get a swing, but they were always taken.




---



---



---



On another sheet of paper, make a list of three problems you have faced. How did you solve each problem?



# Just the Facts

SESSION 8



Tell how to make a new friend.

**DRAW HERE!**

Step 1 \_\_\_\_\_

\_\_\_\_\_

Step 2 \_\_\_\_\_

\_\_\_\_\_

Step 3 \_\_\_\_\_

\_\_\_\_\_

Step 4 \_\_\_\_\_

\_\_\_\_\_

Step 5 \_\_\_\_\_

\_\_\_\_\_



NAME: \_\_\_\_\_

**Directions:** Pretend you are in the scene below and write a story about what is happening. Use as many words from the word bank as you can.

**Word Bank**

farm

pulled

draw

voice

seen



**Challenge:** Underline the words you used from the word bank, and read your story to a friend.




NAME: \_\_\_\_\_

**Directions:** Pretend you are in the scene below and write a story about what is happening. Use as many words from the word bank as you can.

**Word Bank**

measure      remember      early      waves      reached



**Challenge:** Underline the words you used from the word bank, and read your story to a friend.



Name \_\_\_\_\_





Writing a story  
from a map

## The Mighty Knight



A story map helps you plan the setting, characters, problem, and solution.

Write a sentence about each part of the map to make a story.



---

---

---

---

---

---

---

---

---

---



Read your story to a friend.



## Good Solution!



*At the end of a story, the problem is usually solved. This is called the **solution**.*

Read the beginning and middle parts of the stories below. Write an ending solution for each.



David and his dog, Spot, were best friends. They went everywhere together. At bedtime, David whistled for Spot to jump in his bed. One winter night, David whistled and whistled, but Spot did not come.

---



---



---

Josh loved second grade, but he did not like recess. Josh's class was always the last one out to the playground. Every day, Josh ran to get a swing, but they were always taken.




---



---



---



On another sheet of paper, make a list of three problems you have faced. How did you solve each problem?



# Just the Facts

SESSION 8



Tell how to make a new friend.

**DRAW HERE!**

Step 1 \_\_\_\_\_

\_\_\_\_\_

Step 2 \_\_\_\_\_

\_\_\_\_\_

Step 3 \_\_\_\_\_

\_\_\_\_\_

Step 4 \_\_\_\_\_

\_\_\_\_\_

Step 5 \_\_\_\_\_

\_\_\_\_\_





# WHAT IS A NOUN?

A **noun** is a naming word. Some nouns name people or animals.


My uncle lives on a farm.  
The word **uncle** is a noun. **Uncle** names a person.

My uncle has a rooster.  
The word **rooster** is a noun. **Rooster** names an animal.



Read the sentences. Underline the nouns.  
Then write each noun next to its picture.

1. My uncle has many cows.
2. See my cousin feed the pigs.
3. The hens and chicks are eating.
4. There is my aunt with her horse.



# PRONOUNS

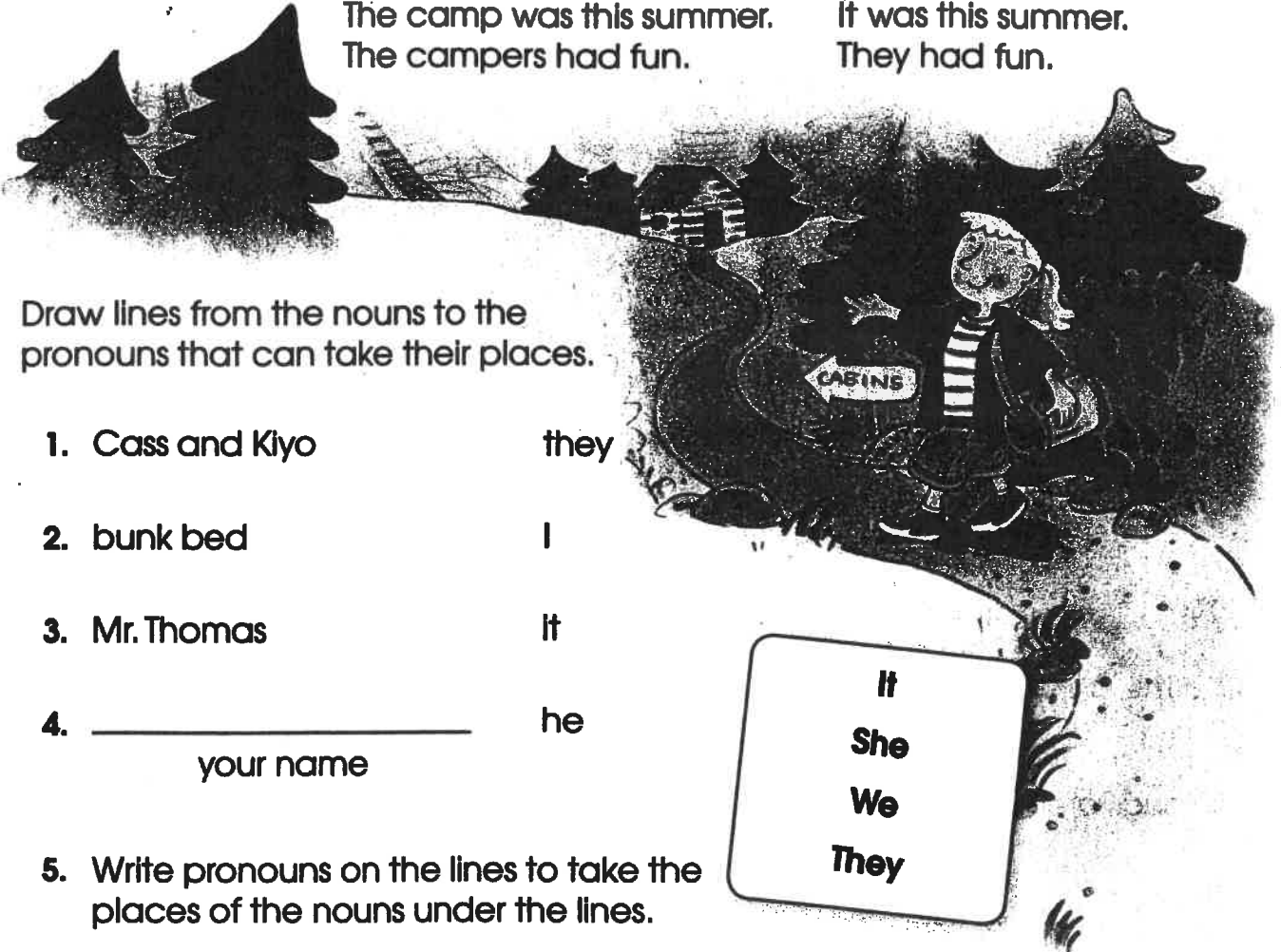
A **pronoun** takes the place of a noun. **He, she, it, we, they,** and **I** are pronouns. **I** is always capitalized.

## Nouns

Cassie went to camp.  
The camp was this summer.  
The campers had fun.

## Pronouns

She went to camp.  
It was this summer.  
They had fun.



Draw lines from the nouns to the pronouns that can take their places.

- |                       |      |
|-----------------------|------|
| 1. Cass and Kiyo      | they |
| 2. bunk bed           | I    |
| 3. Mr. Thomas         | it   |
| 4. _____<br>your name | he   |

5. Write pronouns on the lines to take the places of the nouns under the lines.

I saw a poster for summer camp. \_\_\_\_\_ said I could  
Mom and Dad

go. I told my friend about camp. \_\_\_\_\_ wanted to  
Cass

go, too. \_\_\_\_\_ packed our suitcases. When we got to  
Cass and I

camp, we went to our cabin. \_\_\_\_\_ had bunk beds!  
The cabin

# Adjectives


Name \_\_\_\_\_ Date \_\_\_\_\_

**Adjectives** tell more about nouns.  
Some **adjectives** answer these questions:

**What kind?**

**How many?**

**What color?**



Circle two adjectives in each sentence.

1. Red fish swim beside green seaweed.
2. One clam sits on the tan sand.
3. Nosy eels look into the old ship.
4. Can you see the gold coins in the open chest?
5. Three happy seahorses play by the ship.
6. Surprises wait under the cool, blue sea.
7. Shiny, green seaweed grows at the bottom.
8. Many fish blow big bubbles.


# Adverbs

Name \_\_\_\_\_ Date \_\_\_\_\_

**Adverbs** tell how an action is done. Many **adverbs** are formed by adding **ly** at the end of an **adjective**.

nice + **ly** = **nicely**

**She sang nicely.**



Write the word that completes each sentence by adding **ly** to the end.

<b>bad</b>	<b>loud</b>	<b>peaceful</b>	<b>polite</b>	
<b>silent</b>	<b>soft</b>	<b>slow</b>	<b>smooth</b>	<b>quick</b>

Unit 3

1. The bunny hopped \_\_\_\_\_.



2. Fans cheered \_\_\_\_\_ for the winning team.

3. He \_\_\_\_\_ asked for a piece of cake.

4. The snail moved \_\_\_\_\_ across the sand.




5. When the band performed \_\_\_\_\_, everyone left.

6. The plane glided \_\_\_\_\_ through the sky.



7. The baby slept \_\_\_\_\_ through the storm.

8. The students read their books \_\_\_\_\_.




9. The kitten purred \_\_\_\_\_.

# WHAT IS A VERB?

A **verb** is a word that tells about an action. Verbs tell what somebody is doing or what is happening.

Kangaroos hop. Lions stalk.  
Snakes glide. People walk.  
The words **hop**, **stalk**, **glide**, and **walk** are verbs.



Underline the verb in each sentence. Write the verbs on the lines.

1. Five ducks waddle to the pond. \_\_\_\_\_
2. They jump into the cool water. \_\_\_\_\_
3. The ducks paddle with their feet. \_\_\_\_\_
4. They swim across to the other side. \_\_\_\_\_

Write the verb that best completes each sentence.

5. Wild bears \_\_\_\_\_ for food in forests.
6. These animals \_\_\_\_\_ on the ground.
7. They can also \_\_\_\_\_ trees.

climb  
run  
hunt



# WORD ORDER IN SENTENCES

The words in a sentence are in an order that makes sense.

Jamal likes to walk on the beach.  
These words are in order. They make sense.

walk likes Jamal to the beach on.  
These words are not in the right order. They don't make sense.



Write each group of words in the order that makes sense.

1. plays Jamal the in sand.

---

2. likes He make to sandcastles.

---

3. walks waves in the He.

---

4. finds seashells He.

---

5. shells white are Some.

---

6. Write a sentence. Check the word order.

---

---



Name: \_\_\_\_\_

Date: \_\_\_\_\_

# PROPER PUNCTUATION

**PARROT** needs help putting the correct punctuation at the end of each sentence. Help this bird writer complete each sentence by adding a period ( . ), exclamation point ( ! ), or question mark ( ? ).

1. When is your birthday
2. I love ice cream
3. My favorite subject is writing
4. Sam walks to school
5. How far can you run
6. The dog is in the dog house
7. What is the title of the book
8. We had pizza for lunch
9. May I have a drink of water
10. The cat jumped on the fence

