

# WE CAN TALK TO GOD WHEN WE ARE LITTLE!



**Bible Reference:** Mark 10:13-16

**Date:** 12/28/25

**Age:** 2's

**Family Worship**

**Memory Verse:**

"Rejoice always, pray  
continually, give thanks"

1 Thessalonians 5:16-18

**Big Idea:**

We Can Talk To  
God When We Are  
Little!

## Schedule

- Arrival/Attendance/Directed Play.....15 min.
- Clean Up and Gather For Story.....5 min.
- Bible Story.....15 min.
- Craft/Coloring Page:.....15 min.
- Songs/Memory Verse/Prayer.....15 min.
- Snack Time at Tables.....15 min.
- Free Choice Play.....Until pickup

## Notes and Reminders

Thank you for serving with the 2-year-olds on Family Worship Sunday! This year, our youngest preschoolers will be learning about prayer during Family Worship. We are so excited for them to learn more about talking to God!



# OUTLINE



## Arrival/Attendance/ Directed Play 15 min.

Welcome the children and mark them as present on the attendance sheet on the clipboard by the door. Set up on or both of the activities and introduce the children to the lesson through these activities. Encourage all of the kids to participate and play together.

### Can I Talk to Jesus About It? Game

- Take the “Can I Talk to Jesus About It?” Cards out of the bin and bring all the children to the center of the room. Explain that you will show them cards with different emotions on them. Tell the children to stand by the window if they can pray about the feeling and to stand by the opposite wall if they can’t. Read the first card and allow the children to move. After everyone is done moving, tell the children that they can talk to Jesus about that feeling! (Each feeling can be prayed about). Before reading the next card, have the children join you in the middle again so that they can see the card.

### Jesus Loves Me Pass

- This is a game similar to the concept of “Hot Potato.” It’s a simple game to reinforce the love of Jesus for each child in your class. The children sit in a circle and pass around the heart-shaped object while music is playing. When you stop the music, whoever is holding the heart stands up. Say to the class, “Does Jesus love \_\_\_\_\_ (child’s name)?” The class responds, “Yes! Jesus loves \_\_\_\_\_ (child’s name)!” Cheer for the child as they sit down. Start the music and continue passing the heart until each child has a had a turn.
- SAY Great job everyone! We are going to read a story about how we know Jesus loves us! He tells people to let children come close to him!

## Clean Up and Gather for Story 5 min.

Invite the children to begin cleaning up toys and putting away their activities at 9:10. Then remind them to meet at the carpet for Bible story time. Remind the children that we are going to do our best to be good listeners.







## Bible Story

15 min.

While today's lesson is based on **Mark 10:13-16**, we will read the book "Never Too Little" by Steph Williams, which is found in your bin. If you are reading this document online, a scanned copy of the book is included at the bottom of this document. This book gives the context and truth of today's passage while using words and phrases that are easier for our two year olds to understand. As you read, try to help the kids interact with the story by asking questions.

### Sample Questions

- Are you too little to talk to Jesus? (NO!)
- What did Jesus say when people didn't let the kids come to him? (Let them come to me!)
- How can we be friends with God? (If we know we need his help)



## Craft/Coloring Page

15 min.

After the story, have the children go to their tables and prepare for a craft to go along with the lesson. Our **BIG IDEA** of the week is: **We Can Talk To God When We Are Little!**



//////

Distribute a Jesus Loves Me crown to each child. Allow them to decorate the crown with crayons and stickers from your room.

As children finish, distribute the coloring page with today's story on the back for children to complete. Have the children place both the craft and coloring sheet in their bin when they are finished.



## Songs/Memory Verse/Prayer

15 min.

### Prayer

- Say the Lord's Prayer phrase by phrase, and have the children repeat after you.
  - Our Father in heaven,
  - hallowed be your name,
  - your kingdom come,
  - your will be done,
  - on earth as it is in heaven.
  - Give us today our daily bread.
  - And forgive us our debts,
  - as we also have forgiven our debtors.
  - And lead us not into temptation,
  - but deliver us from the evil one.
  - For yours is the kingdom and power and glory Forever,
  - Amen





### Songs

- Use the remote on the counter to play music from this week's selection on the TV.

### Memory Verse

- Say the verse together using motions
  - Rejoice always (Wave hands in the air)
  - Pray continually (praying hands in front of your chest)
  - Give Thanks (shake someone's hand)

## Snack Time at Tables

15 min.

Prior to serving the snack have the children use hand sanitizer before choosing a seat at the table. Each child will have veggie straws on a napkin and a small cup of water. **NOTE:** some children with allergies will have their own snack or drink...parents usually remind shepherds of this at drop off. If a question, please contact Kid Min Staff in hallways. Thanks.

While the children are eating their snack, please read a read-aloud book that is in the bin labeled Read Aloud book for snack time.

## Free Choice Play


Until Pickup

Once the snack and read aloud are finished, the children may choose free play until their parents come to pick them up.

At dismissal, please make sure to check the child's tag number to match the parent's tag. Have the children take home any papers from their bin. Finally, check them off the attendance as being picked up (the last column for the date).

Thanks so much for shepherding the little ones this week. We appreciate you!

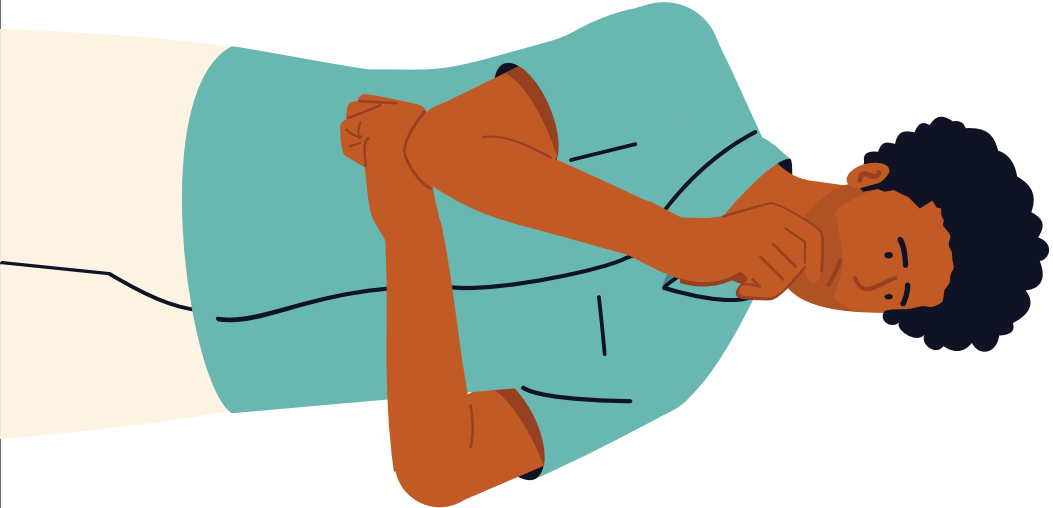




**I am happy!**  
**Can I talk to Jesus**  
**about it?**




**I am sad.**  
**Can I talk to Jesus**  
**about it?**



**I am confused.**

**Can I talk to Jesus  
about it?**



**I am thankful!**


**Can I talk to Jesus  
about it?**



**I am excited!**  
**Can I talk to Jesus**  
**about it?**



**I am nervous.**  
**Can I talk to Jesus**  
**about it?**



**I am content!**  
**Can I talk to Jesus**  
**about it?**



**I am mad.**  
**Can I talk to Jesus**  
**about it?**





jesus loves me  
this I know!

# NEVER TOO little!



Steph Williams

Everybody wanted to see Jesus



so he could help them  
and pray for them.





Some boys and girls  
just like you came to see Jesus.

But Jesus's friends said,  
"You're too little."



"Jesus can't talk to you."



And someone said, "Jesus is **TOO** busy!"



And someone else said,  
"Jesus is **TOO** important!"



And someone else said ...

"STOP!"

"Wait a minute."

"Haaaaaang on ..."





"Let those little ones come here.  
STOP getting in their way!"

Who was it?



It was Jesus!

Jesus said,

"You don't have to be a

great, big,




super-good,



important

person



to be God's friend."

"No, no, no!"





"God is friends with you



if you know you are  
just little and need his help."

... is that you?

